

RAY
YOU
PRESTO
RAINBOW
MULTI-FAMILY
THERAPOD
CHIROFORM
TUCK
YOU TOO
FLUID
M.O.
DOVE
ZIP
HALSA
REQUISITE
TWIST
FOSTER
VIVA
JIF
LEVO
AYR
INERTIA

[BACK TO TOP](#)

**CHECK IT OUT
THIS PDF IS INTERACTIVE!**

Simply click on a page number below or the right hand margin to be automatically taken to that page.

You can return to this page by clicking on the "BACK TO TOP" button located in the top corner of each page.

TABLE OF CONTENTS

GENERAL INFO	3	FOSTER™ GUEST WIDE TANDEM ADD ON UNIT	59	M.O.® TASK	104
72HR EXPRESS	5	FOSTER™ GUEST WIDE TANDEM END UNIT	60	M.O.® FULLY UPHOLSTERED	105
ONLINE SPECIFICATION	6	FOSTER™ GUEST PLUS TANDEM START UNIT	61	MULTIFLEX®	106
GPO & GSA	7	FOSTER™ GUEST PLUS TANDEM ADD ON UNIT	62	MULTISTACK®	107
CONTROL CHOICES	8	FOSTER™ GUEST PLUS TANDEM END UNIT	63	MULTITEK®	108
ARM ADJUSTMENT CHOICES	16	FOSTER™ LOUNGE SINGLE	64	PRESTO® MIDBACK	109
CUSTOMER'S OWN MATERIAL (COM)/(COL)	18	FOSTER™ LOUNGE DOUBLE	65	PRESTO® HIGHBACK	110
HOW TO ORDER	20	FOSTER™ LOUNGE TRIPLE	66	PRESTO® 24:7 MIDBACK	111
AYR® STACKER	22	FOSTER™ BENCH SINGLE	67	PRESTO® PETITE	112
AYR® UPHOLSTERED	23	FOSTER™ BENCH DOUBLE	68	PRESTO® STOOL	113
CHIROFORM™ ULTRA MIDBACK	24	FOSTER™ BENCH DOUBLE WITH TABLE	69	RAINBOW™ SQUARE BACK	114
CHIROFORM™ ULTRA HIGHBACK	25	FOSTER™ BENCH LITE	70	RAINBOW™ ROUND BACK	115
CHIROFORM™ ULTRA 24:7	26	FOSTER™ SIDE TABLE	71	RAINBOW™ JUNIOR AND BIG	116
CHIROFORM™ ULTRA STOOL	27	FOSTER™ COFFEE TABLE	72	RAINBOW™ WIDE	117
CHIROFORM™ MIDBACK	28	FOSTER™ END TABLE LEFT/RIGHT	73	RAY® CONFERENCE	118
CHIROFORM™ HIGHBACK	29	FOSTER™ INLINE TABLE	74	RAY® TASK	119
CHIROFORM™ BIG	30	FOSTER™ CORNER TABLE	75	REQUISITE® MIDBACK	120
DOVE® LAB CHAIR	31	FOSTER™ 45 DEGREE TABLE	76	REQUISITE® HIGHBACK	121
ENTAIL™ MIDBACK	32	FOSTER™ SLEEP CHAIR	77	THERAPOD® BASIC HIGHBACK	122
FLUID® BASIC TASK	33	FOSTER™ RECLINER	78	THERAPOD® BASIC EXTRA HIGHBACK	123
FLUID® BASIC STOOL	34	HALSA™ SINGLE MIDBACK	79	THERAPOD® THERAPIST HIGHBACK	124
FLUID® BASIC SIDE	35	HALSA™ SINGLE HIGHBACK PATIENT	80	THERAPOD® THERAPIST EXTRA HIGHBACK	125
FLUID® TASK	36	HALSA™ SINGLE PLUS	81	TUCK® STACKER	126
FLUID® STOOL	37	HALSA™ LOVE SEAT	82	TUCK® STOOL	127
FLUID® SIDE	38	HALSA™ DOUBLE	83	TUCK® FULLY UPHOLSTERED	128
FOSTER™ PATIENT	39	HALSA™ DOUBLE FULL ARM	84	TUCK® STOOL FULLY UPHOLSTERED	129
FOSTER™ PATIENT WIDE	40	HALSA™ SIDE TABLE	85	TWIST™ MULTI-PURPOSE	130
FOSTER™ PATIENT PLUS	41	HALSA™ COFFEE TABLE	86	TWIST™ SIDE	131
FOSTER™ OTTOMAN	42	HALSA™ END TABLE	87	VIVA™ TASK	132
FOSTER™ SLED	43	HALSA™ CORNER TABLE	88	YOU® MIDBACK	133
FOSTER™ ROCKER	44	HALSA™ INLINE TABLE	89	YOU® HIGHBACK	134
FOSTER™ HIP CHAIR	45	INERTIA® MESH MIDBACK	90	YOU® MIDBACK STOOL	135
FOSTER™ GUEST	46	INERTIA® MESH HIGHBACK	91	YOU TOO® MIDBACK	136
FOSTER™ GUEST WIDE	47	INERTIA® +PLUS MESH BACK	92	YOU TOO® MIDBACK STOOL	137
FOSTER™ GUEST PLUS	48	INERTIA® MESH STOOL	93	ZIP® INSTOCK	138
FOSTER™ GUEST DOUBLE	49	INERTIA® MESH SIDE	94	ZIP® UPHOLSTERED MIDBACK	139
FOSTER™ GUEST DOUBLE WITH HALF ARM	50	INERTIA® MESH BAR STOOL	95	ZIP® UPHOLSTERED HIGHBACK	140
FOSTER™ GUEST DOUBLE WITH FULL ARM	51	INERTIA® UPHOLSTERED MIDBACK	96	ZIP® UPHOLSTERED STOOL	141
FOSTER™ GUEST TRIPLE	52	INERTIA® UPHOLSTERED HIGHBACK	97	ZIP® MESH	142
FOSTER™ GUEST TRIPLE WITH HALF ARM	53	INERTIA® UPHOLSTERED +PLUS	98	ZIP® MESH STOOL	143
FOSTER™ GUEST WITH FULL ARM	54	INERTIA® UPHOLSTERED STOOL	99	ZIP® MESH SIDE	144
FOSTER™ GUEST TANDEM START UNIT	55	INERTIA® UPHOLSTERED SIDE	100	FOSTER™ HOW TO LINK TANDEM CHAIRS	145
FOSTER™ GUEST TANDEM ADD ON UNIT	56	INERTIA® UPHOLSTERED BAR STOOL	101	FOSTER™ REPLACEMENT PARTS	146
FOSTER™ GUEST TANDEM END UNIT	57	JIF™	102	CONDITIONS OF SALE	148
FOSTER™ GUEST WIDE TANDEM START UNIT	58	LEVO® MIDBACK	103		

INFO
AYR
CHIROFORM
DOVE
FLUID
ENTAIL
FOSTER
HALSA
INERTIA
JIF
LEVO
M.O.
MULTI
PRESTO
RAINBOW
RAY
REQUISITE
THERAPOD
TUCK
TWIST
VIVA
YOU
ZIP

RAY
YOU
PRESTO
RAINBOW
MULTI-FAMILY
THERAPOD
CHIROFORM
TUCK
YOU TOO
FLUID
M.O.
DOVE
ZIP
HALSA
REQUISITE
TWIST
FOSTER
VIVA
JIF
LEVO
AYR
INERTIA

INFO
AYR
CHIROFORM
DOVE
FLUID
ENTAIL
FOSTER
HALSA
INERTIA
JIF
LEVO
M.O.
MULTI
PRESTO
RAINBOW
RAY
REQUISITE
THERAPOD
TUCK
TWIST
VIVA
YOU
ZIP

SEATING FOR EVERY SITUATION

Whether you're working, learning, collaborating or creating, you spend the majority of your day, every day, sitting in a chair. Since 1982, we've been making sitting as productive (and enjoyable) an experience as possible.

Our 218 products span every category, from hospitality to healthcare; from task to training. Together, our team of ergonomic experts, design specialists and engineers ensure our seating stands up to the highest expectations. And every day, we're adding more.

YOU WORK. YOU LEARN. YOU SUPPORT.

From versatile chairs that accommodate your every move, to service programs that adjust to your evolving business needs, our seating solutions are designed to work the way you do. This includes:

ACCESSIBLE DESIGN

There's one philosophy that drives the design of all our products: to support any situation, any task, and virtually any budget. The result is that our products have a reputation for being highly adjustable, highly durable and still affordable.

From our Therapod® chair to the revolutionary You® chair to our latest Levo® chair, we have a track-record of designing innovative solutions that change the way we sit. We're proud that many of our chairs have been recognized in international competitions, such as GOOD Design and Best of NeoCon.

MASS CUSTOMIZATION CAPABILITIES

As an independently owned company, we have the flexibility to run the type of business we've always wanted to work for: one that's flexible and nimble. We know every customer has a unique set of requirements, so we've established production practices that allow us to adjust to those needs, but without the cost of 'going custom'.

While we officially have 218 chairs in our line-up, when you add up all the various mechanisms, arm combinations, seat sizes and other options, our Allseating's mass customization capabilities allow for roughly 7-million variations. So you know we have the perfect one for you.

COMMITMENT TO CUSTOMER SERVICE

From spec to delivery to maintenance support, we have earned a reputation as being the easiest, most enjoyable manufacturer to do business with – often surprising our partners with our solutions-driven approach to service, product quality and on-time delivery.

We're proud to be recognized as the Office Furniture Dealers Alliance's Seating Manufacturer of choice, and a big reason for this is our customer-centric approach.

We developed our innovative Specall online specification tool so you can specify, customize, price, save and share your product from any computer or mobile device. Our entire product library is also available at 2020technologies.com.

While we're proud of our highly intuitive specification technologies, we're always happy to work the way you prefer – including supporting traditional order processes over the phone. Simply call our Sales Support representatives and they will assist on all aspects of our products, and can answer all your specification questions.

THE INDUSTRY'S BEST WARRANTY

When your products are as well engineered as ours, you can back them with the best warranty in the business. Ours is simple: 10 years on all parts and approved labor with a 10 year 24|7 on specified product.

Of course, we pride ourselves on engineering products that stand up to today's demanding work environments. That said, if something goes wrong, we're known for making it right. So if you receive a product from us that doesn't measure up to your quality standards, we promise to swiftly investigate and solve the problem.

We understand that dealing with warranties is often frustrating. So we developed a dedicated Warranty Response Team to eliminate headaches. They're specially trained to expedite warranty-related issues, so you can get back to business.

DESIGN FOR THE ENVIRONMENT

In addition to being ISO 14001 Certified, the gold standard for helping companies introduce and adopt environmental management systems, Allseating products are Indoor Advantage Gold – Furniture Indoor Air Quality certified, SCS Global Services' highest level of indoor air quality performance for furniture. This certification assures that furniture products support a healthy indoor environment by meeting strict chemical emission limits for volatile organic compounds (VOCs).

To be certified, our products must be tested by independent labs for compliance with the ANSI/BIFMA X7.1 and either ANSI/BIFMA e.3 or CDPH/EHLB Standard Method V1-1 for VOC emissions of concerns.

SCS Global Services has been providing global leadership in third-party quality, environmental and sustainability verification, certification, auditing, testing and standards development for three decades. Its programs span a cross-section of industries, recognizing achievements in green building, product manufacturing, food and agriculture, forestry, power generation, retail, and more.

SCS is accredited to provide services under a wide range of nationally and internationally recognized certification programs. Consistent with its mission, SCS is a chartered benefit corporation and Certified B Corp™, reflecting its commitment to socially and environmentally responsible business practices.

ONLINE SPECIFICATION HAS NEVER BEEN EASIER.

We're constantly developing new and evolving existing products - so no matter how much planning goes into this price book, details can change. That's why we developed SpecAll – a convenient online tool that enables you to specify and price your product in real-time without ever leaving the comfort of your chair.

It really is that easy. Simply visit allseating.com, choose your chair and customize it by selecting your preferred options, fabrics and finishes. When you're done you can email it, or save it for future reference.

- 1 | We start with the base model.
- 2 | Change and customize your chair's mechanism, armstyle, finish and any other options available for your model.
- 3 | Choose your textile by clicking on the fabric thumbnail.
- 4 | Share with colleagues, add to your wish list, print or email your model.
- 5 | Need More?? Online Product Support includes product specifications, supporting documentation, video and image library.

The screenshot shows the 'YouToo Midback' product page on allseating.com. The price is \$699. The 'BUILD & PRICE' sidebar on the right includes sections for CONTROLS (Synchro Tilt), ARMS (No Arms), FRAME FINISH (Black Nylon), BACK MESH (Ebony), OPTIONS (S22 Adjustable Width Brackets, S86 Back Height Adjustment, Full Seat, S50 Low Seat Height, S79 Seat Slider), CASTERS/GLIDES (65mm Carpet Casters), and FABRIC (Seat). At the bottom of the sidebar are fields for NAME and OVERRIDE PRICE, and buttons for 'Create New Spec', 'Print', and 'Email'. The main content area features a large image of the chair, a video player (labeled 'YouToo video'), and a gallery of six chair thumbnails. A footer note reads 'Announcing the new Allseating You® Mesh chair'.

GROUP PURCHASING ORGANIZATIONS

Allseating has contracted purchasing agreements with Premier, MedAssets and Vizient. For more information, please contact your local Allseating dealer or your Allseating representative.

PO REQUIREMENTS

Dealer provides GPO Affiliation, Hospital or user name and location, GPO member number (if available) on PO. SQ will be handled internally and is not required on orders unless special pricing and/or special product is being specified. Freight + parts are included.

For GPO contract information, please visit www.allseating.com/contracts.

GENERAL SERVICES ADMINISTRATION

CONTRACT NUMBER

GS-29F-004AA

AWARD SPECIAL ITEM NUMBERS

SIN 71-316, SIN 711-16, SIN 711-17, SIN 711-18, SIN 711-19

DUNS NUMBER

243651288

CAGE CODE

3AC60

FEIN#

98-011-0664

CONTRACT PERIOD

January 10, 2013 - January 9, 2018

BUSINESS SIZE

Other than Small Business

TIME OF DELIVERY

30- 90 days ARO or sooner

GEOGRAPHICAL COVERAGE

48 Contiguous States and District of Columbia

ORDERING ADDRESS

Allseating Corporation
5800 Avebury Road, Unit 3
Mississauga, ON L5R 3M3 Canada
Head Office Phone: 1-800-563-3502
Head Office Fax: 1-800-272-9911

PAYMENT ADDRESS

Same as Ordering Address

CURRENT CATALOGS

- Allseating Price List 2016
- Foster Price Guide 2013

DISCOUNT

List Price Discount
 \$0 to \$100,000 60%
 \$100,001 to \$300,000 62%
 \$300,001 to \$500,000 64%
 \$500,001 and Above Negotiable
 FOB: Destination freight prepaid to 48 contiguous states

PAYMENT TERMS

Net 30 days

MINIMUM ORDER

\$50.00

PRODUCTION POINT

Mississauga, Ontario, Canada

CONDITIONS OF SALE

Warranty: 10 year on parts and labor.

CANCELLATION CHARGE

No cancellation charge prior to production. After production, only actual costs incurred that cannot be recovered through resale of the merchandise in a reasonable length of time (six months).

RESTOCKING CHARGE

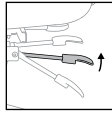
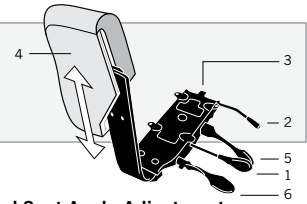
20% (On approval)

INFO
 AVR
 CHIROFORM
 DOVE
 FLUID
 ENTAIL
 FOSTER
 HALSA
 INERTIA
 JIF
 LEVO
 M.O.
 MULTI
 PRESTO
 RAINBOW
 RAY
 REQUISITE
 THERAPOD
 TUCK
 TWIST
 VIVA
 YOU
 ZIP

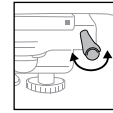
CONTROLS

DELUXE TILTER HEAVY DUTY (DJ/DH) - 11

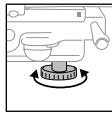
Overview: Task applications which require extensive adjustability. Center pivot tilting action with infinite tilt lock. Suitable for chairs with independent seat and back construction.



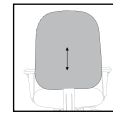
1 | Seat Height Adjustment
To raise the chair, lift the paddle up while lifting your weight from the seat until you reach the desired height. Release the paddle to lock into place. To lower the chair, lift the paddle up allowing your weight to push the seat down to the desired height. Release the paddle to lock into place.



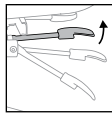
2 | Forward Seat Angle Adjustment
To engage forward seat tilt, recline slightly in the chair and roll the bar backwards. As you bring the chair back to an upright position, the seat of the chair will angle forward. To disengage forward seat tilt, recline slightly in the chair and roll the bar forwards. As you bring the chair back to an upright position, the seat will return to a neutral position.



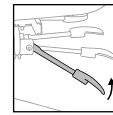
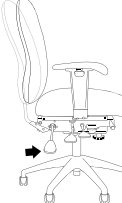
3 | Tension Control
Leaning back in the chair, decide if the resistance of the chair is comfortable. If it is too loose, rotate the tension knob counter-clockwise. If the chair has too much resistance, turn the knob clockwise.



4 | Back Height Adjustment
To adjust back height, lean forward and grasp the sides of the outside back. To raise, slide the back up. To lower, slide it all the way to the top and then lower to desired height. Release to lock in place.



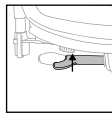
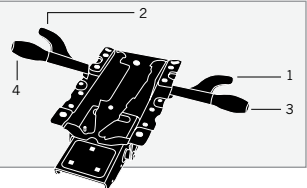
5 | Infinite Tilt Lock
To adjust the recline angle, pull the paddle up to unlock it. Recline to the desired position and push the paddle down to lock in place.



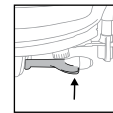
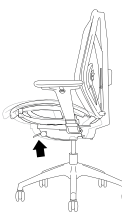
6 | Back Angle Adjustment
To increase the angle of the back, lift the paddle up while putting your weight on the back of the chair until you reach the desired angle. Release the paddle to lock into place. To decrease the angle of the back, lift the paddle up while removing your weight from the back until you reach the desired angle. Release the paddle to lock into place.

DELUXE SYNCHRO TILT (DST) - 12

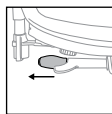
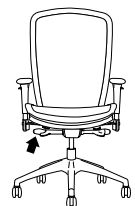
Overview: Task applications, which require extensive adjustability. Suitable for chairs with independent seat and back construction. Synchronized tilting action allows user's feet to remain on the floor as they tilt backwards. Side-activated tension for ease of adjustment. "J-Bar" construction provides enhanced visual appeal.



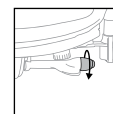
1 | Seat Height Adjustment
To raise the chair, lift the paddle up while lifting your weight from the seat until you reach the desired height. Release the paddle to lock into place. To lower the chair, lift the paddle up allowing your weight to push the seat down to the desired height. Release the paddle to lock into place.



2 | Seat Depth Adjustment (Optional)
To adjust the seat depth, lift up on paddle and simultaneously lift your weight from the seat while sliding the seat forward or backward. Release the paddle to lock the seat in place.



3 | Tension Control
Leaning back in the chair, decide if the resistance of the chair is comfortable. If it is too loose, rotate the tension knob counter-clockwise. If the chair has too much resistance, turn the knob clockwise.

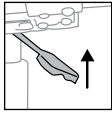
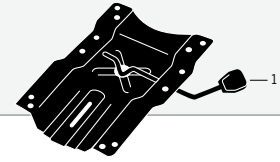


4 | Tilt Lock
To adjust the recline angle, twist knob forward to unlock it. Recline to the desired position and twist knob backwards to lock in place.

CONTROLS

BASIC POSTURE (B) - 17

Overview: Task applications where only seat height adjustment is required.



1 | Seat Height Adjustment

To raise the chair, lift the paddle up while lifting your weight from the seat until you reach the desired height.

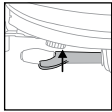
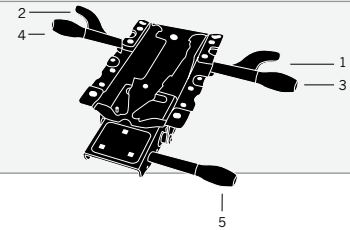
Release the paddle to lock into place.

To lower the chair, lift the paddle up allowing your weight to push the seat down to the desired height.

Release the paddle to lock into place.

DELUXE SYNCHRO TILT W/BACK ANGLE (DST2) - 18

Overview: Task applications, which require extensive adjustability. Suitable for chairs with independent seat and back construction. Synchronized tilting action allows user's feet to remain on the floor as they tilt backwards. Side-activated tension for ease of adjustment. "J-Bar" construction provides enhanced visual appeal.



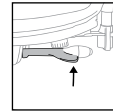
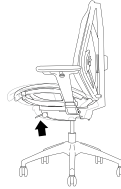
1 | Seat Height Adjustment

To raise the chair, lift the paddle up while lifting your weight from the seat until you reach the desired height.

Release the paddle to lock into place.

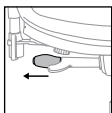
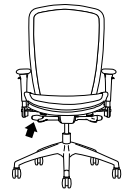
To lower the chair, lift the paddle up allowing your weight to push the seat down to the desired height.

Release the paddle to lock into place.



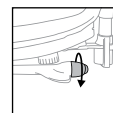
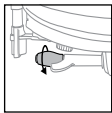
2 | Seat Depth Adjustment (Optional)

To adjust the seat depth, lift up on paddle and simultaneously lift your weight from the seat while sliding the seat forward or backward. Release the paddle to lock the seat in place.



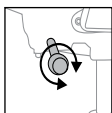
3 | Tension Control

Leaning back in the chair, decide if the resistance of the chair is comfortable. If it is too stiff, pull knob out and rotate counter-clockwise. If the chair does not provide enough resistance, turn the knob clockwise.



4 | Tilt Lock

To adjust the recline angle, twist knob forward to unlock it. Recline to the desired position and twist knob backwards to lock in place.



5 | Back Angle Adjustment

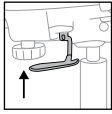
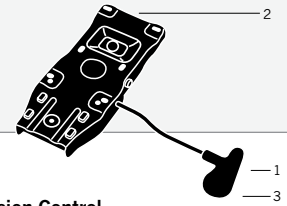
To increase the angle of the back, rotate the knob in clockwise motion until desired angle is reached.

To decrease the angle of the back, rotate the knob in a counter-clockwise motion.

CONTROLS

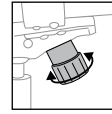
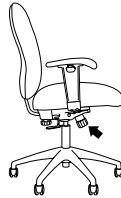
SWIVEL TILT (T) – 20

Overview: For use in boardroom, executive and management applications. Suitable for chairs with combined seat and back construction.



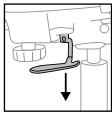
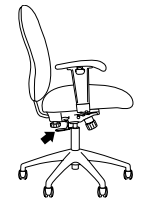
1 | Seat Height Adjustment

To raise the chair, lift the paddle up while lifting your weight from the seat until you reach the desired height. Release the paddle to lock into place. To lower the chair, lift the paddle up allowing your weight to push the seat down to the desired height. Release the paddle to lock into place.



2 | Tension Control

Leaning back in the chair, decide if the resistance of the chair is comfortable. If it is too stiff, rotate the tension knob counter-clockwise. If the chair does not provide enough resistance, turn the knob clockwise.

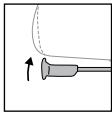
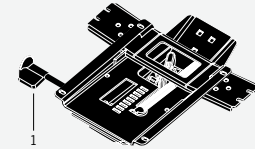


3 | Upright Tilt Lock

To adjust the recline angle, pull the paddle out to unlock it. Recline to the desired position. Push the paddle in to lock in upright position.

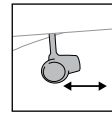
REACT (R) - 22

Overview: Collaborative, Conference, or Executive Task Application, which require moderate adjustability. The React™ mechanism intuitively adjusts the tilt tension based on the weight of the user when reclining. When the user reclines, the seat slides forward, encouraging proper posture and bringing the user closer to the work surface.



1 | Seat Height Adjustment

To raise the chair, lift the paddle up while lifting your weight from the seat until you reach the desired height. Release the paddle to lock into place. To lower the chair, lift the paddle up allowing your weight to push the seat down to the desired height. Release the paddle to lock into place.

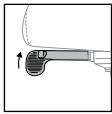
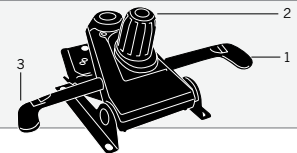


2 | Tilt Lock

Recline to the desired position and push the paddle inwards to lock in place.

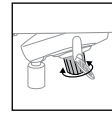
KNEE TILT (KT2) - 25

Overview: For use in boardroom, executive and management applications. Suitable for chairs with combined seat and back construction.



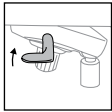
1 | Seat Height Adjustment

To raise the chair, lift the paddle up while lifting your weight from the seat until you reach the desired height. Release the paddle to lock into place. To lower the chair, lift the paddle up allowing your weight to push the seat down to the desired height. Release the paddle to lock into place.



2 | Tension Control

Leaning back in the chair, decide if the resistance of the chair is comfortable. If it is too loose, rotate the tension knob counter-clockwise. If the chair has too much resistance, turn the knob clockwise.



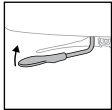
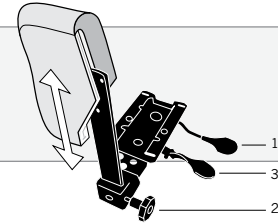
3 | Tilt Lock

To adjust the recline angle, pull the paddle up to unlock it. Recline to the desired position and push the paddle down to lock in place.

CONTROLS

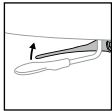
POSTURE BACK (P) - 30

Overview: Task applications which require moderate and affordable adjustability. Suitable for chairs with independent seat and back construction. Suitable for stool applications.



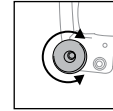
1 | Seat Height Adjustment

To raise the chair, lift the paddle up while lifting your weight from the seat until you reach the desired height. Release the paddle to lock into place. To lower the chair, lift the paddle up allowing your weight to push the seat down to the desired height. Release the paddle to lock into place.



3 | Back Angle Adjustment

To increase the angle of the back, lift the paddle up while putting your weight on the back of the chair until you reach the desired angle. Release the paddle to lock into place. To decrease the angle of the back, lift the paddle up while removing your weight from the back until you reach the desired angle. Release the paddle to lock into place.

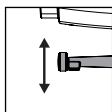
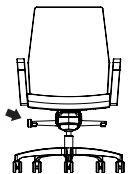


2 | Back Height Adjustment

To increase the height of the back, rotate the knob in a counter-clockwise motion to release the back. Lift back up to the desired height and tighten the knob by turning it clockwise. To lower the back height, rotate the knob in a counter-clockwise motion to release the back. Lower the back to the desired height and tighten the knob by turning it clockwise.

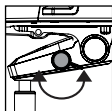
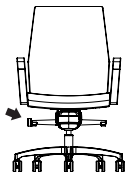
SYNCHRO TILT (TS70) - 32

Overview: Task applications which require moderate and affordable adjustability. Suitable with chairs with separate seat and back construction. Central pivot tilting action with lock in upright position only.



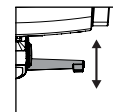
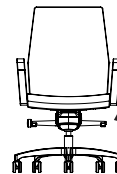
1 | Seat Height Adjustment

To raise the chair, lift the lever while lifting your weight from the seat until you reach the desired height. Push lever back to lock into place. To lower the chair, lift lever while allowing your weight to push the seat down to the desired height. Push lever back to lock into place.



2 | Tension Control

Leaning back in the chair, decide if the resistance of the chair is comfortable. If it is too stiff, turn hand-wheel clockwise to increase tension and counter clockwise to reduce tension.

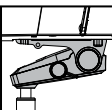
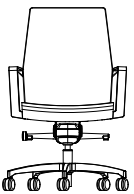
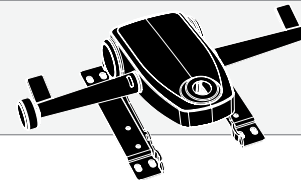


3 | Tilt Lock (4 positions)

To adjust the recline angle, lift lever to unlock it. Recline to the desired position and push down on lever to lock in place.

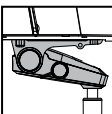
KNEE-TILT (KT3) -35

Overview: For use in conference rooms, executive and management spaces. Suitable for chairs with combined seat and back construction. Side tension control provides a solid ergonomic solution to users.



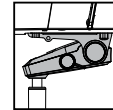
1 | Seat Height Adjustment

To raise the chair, lift the paddle up while lifting your weight from the seat until you reach the desired height. Release the paddle to lock into place. To lower the chair, lift the paddle up allowing your weight to push the seat down to the desired height. Release the paddle to lock into place.



3 | Tilt Lock

To adjust the recline angle, pull the paddle up to unlock it. Recline to the desired position and push the paddle down to lock in place.



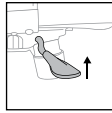
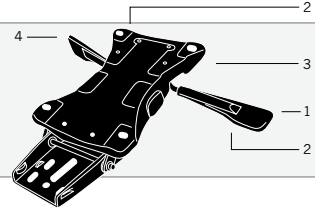
2 | Tension Control

Leaning back in the chair, decide if the resistance of the chair is comfortable. If it is too stiff, rotate the tension knob counter-clockwise. If the chair does not provide enough resistance, turn the knob clockwise.

CONTROLS

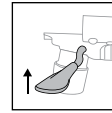
SYNCHRO TILT (ST) - 40

Overview: Task applications which require extensive adjustability. Suitable for chairs with independent seat and back construction. Synchronized tilting action allows user's feet to remain on the floor as they tilt backwards. "J-Bar" construction provides enhanced visual appeal.



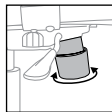
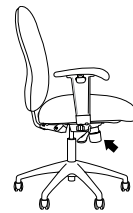
1 | Seat Height Adjustment

To raise the chair, lift the paddle up while lifting your weight from the seat until you reach the desired height. Release the paddle to lock into place. To lower the chair, lift the paddle up allowing your weight to push the seat down to the desired height. Release the paddle to lock into place.



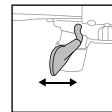
2 | Seat Depth Adjustment (Optional)

To adjust the seat depth, lift up on paddle and simultaneously lift your weight from the seat while sliding the seat forward or backward. Release the paddle to lock the seat in place.



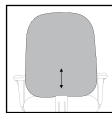
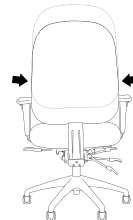
3 | Tension Control

Leaning back in the chair, decide if the resistance of the chair is comfortable. If it is too stiff, rotate the tension knob counter-clockwise. If the chair does not provide enough resistance, turn the knob clockwise.



4 | Tilt Lock

To adjust the recline angle, push the paddle forwards to unlock it. Recline to the desired position and push the paddle back to lock in place.



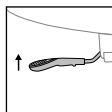
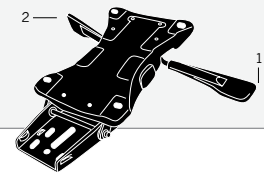
5 | Back Height Adjustment (Optional)

To adjust back height, lean forward and grasp the sides of the outside back. To raise, slide the back up. To lower, slide the back all the way to the top then back to the bottom to reset it. Raise slowly in increments until desired height is reached.

Note: Fluid and Zip do not have this feature.

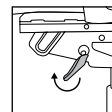
INTUITIVE SYNCHRO - TILT (VT) - 45

Overview: Task applications which require moderate adjustability. The Intuitive Synchro mechanism adjusts the tilt tension based on the weight of the user when reclining.



1 | Seat Height Adjustment

To raise the chair, lift the paddle up while lifting your weight from the seat until you reach the desired height. Release the paddle to lock into place. To lower the chair, lift the paddle up allowing your weight to push the seat down to the desired height. Release the paddle to lock into place.



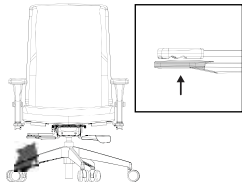
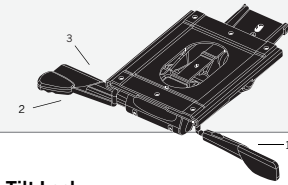
2 | Tilt Lock

To adjust the recline angle, push the paddle down to unlock it. Recline to the desired position. Pull the paddle up to lock in the upright position.

CONTROLS

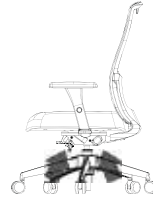
DYNAMIC SYNCHRO TILT (DYT) - 46

Overview: Task applications which require moderate adjustability. The Dynamic Synchro mechanism adjusts the tilt tension based on the weight of the user when reclining.



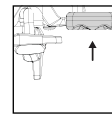
1 | Seat Height Adjustment

To raise the chair, lift the paddle up while lifting your weight from the seat until you reach the desired height.
Release the paddle to lock into place.
To lower the chair, lift the paddle up allowing your weight to push the seat down to the desired height.
Release the paddle to lock into place.



2 | Tilt Lock

To adjust the recline angle, push the paddle down to unlock it.
Recline to the desired position. Pull the paddle up to lock in the upright position.

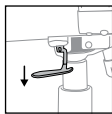
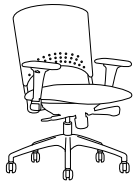
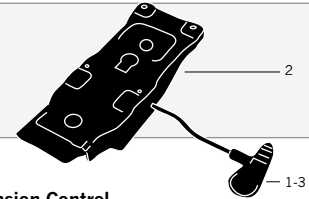


3 | Seat Slider

To adjust the seat depth, pull the paddle up to unlock it and adjust to the desired position. Release the paddle.

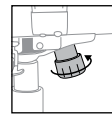
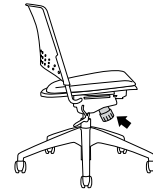
BASIC TILT 3 (BT3) - 50

Overview: Task applications which require moderate and affordable adjustability. Suitable with chairs with separate seat and back construction. Central pivot tilting action with lock in upright position only.



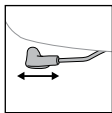
1 | Seat Height Adjustment

To raise the chair, lift the paddle up while lifting your weight from the seat until you reach the desired height.
Release the paddle to lock into place.
To lower the chair, lift the paddle up allowing your weight to push the seat down to the desired height.
Release the paddle to lock into place.



2 | Tension Control

Leaning back in the chair, decide if the resistance of the chair is comfortable.
If it is too stiff, rotate the tension knob counter-clockwise. If the chair does not provide enough resistance, turn the knob clockwise.



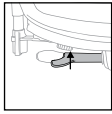
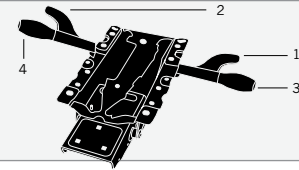
3 | Tilt Lock

To adjust the chair tilt, pull the paddle out to unlock it. Recline to the desired position and push the paddle in to lock in place.

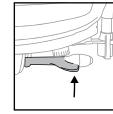
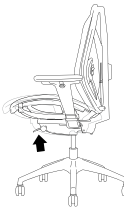
CONTROLS

DELUXE SYNCHRO TILT (DST-3) - 66

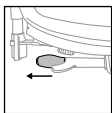
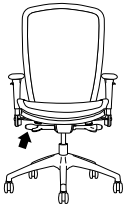
Overview: Task applications, which require extensive adjustability. Suitable for chairs with independent seat and back construction. Synchronized tilting action allows user's feet to remain on the floor as they tilt backwards. Side-activated tension for ease of adjustment. "J-Bar" construction provides enhanced visual appeal.



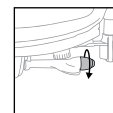
1 | Seat Height Adjustment
To raise the chair, push the paddle down while lifting your weight from the seat until you reach the desired height. Release the paddle to lock into place. To lower the chair, push the paddle allowing your weight to push the seat down to the desired height. Release the paddle to lock into place.



2 | Seat Depth Adjustment (Optional)
To adjust the seat depth, lift up on paddle and simultaneously lift your weight from the seat while sliding the seat forward or backward. Release the paddle to lock the seat in place.



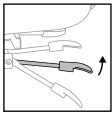
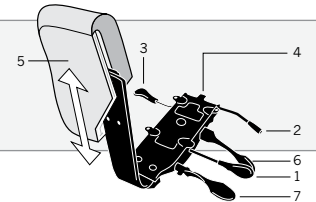
3 | Tension Control
Leaning back in the chair, decide if the resistance of the chair is comfortable. If it is too stiff, pull knob out and rotate counter-clockwise. If the chair does not provide enough resistance, turn the knob clockwise.



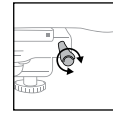
4 | Tilt Lock
To adjust the recline angle, twist knob forward to unlock it. Recline to the desired position and twist knob backwards to lock in place.

DELUXE TILT J-BAR (DJ) - 80

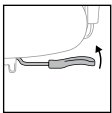
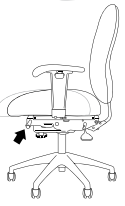
Overview: Task applications which require extensive adjustability. Center pivot tilting action with infinite tilt lock. Suitable for chairs with independent seat and back construction. "J-Bar" construction provides enhanced visual appeal.



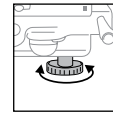
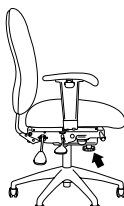
1 | Seat Height Adjustment
To raise the chair, lift the paddle up while lifting your weight from the seat until you reach the desired height. Release the paddle to lock into place. To lower the chair, lift the paddle up allowing your weight to push the seat down to the desired height. Release the paddle to lock into place.



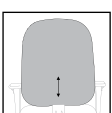
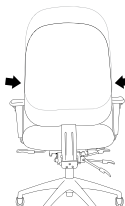
2 | Forward Seat Angle Adjustment
To tilt the seat forward, first recline slightly in the chair and then rotate handle clockwise until desired angle is reached. To return to a neutral position, rotate handle counter-clockwise.



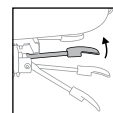
3 | Seat Depth Adjustment (Optional)
To adjust the seat depth, lift up on paddle and simultaneously lift your weight from the seat while sliding the seat forward or backward. Release the paddle to lock the seat in place.



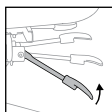
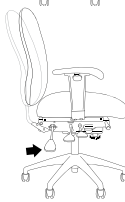
4 | Tension Control
Leaning back in the chair, decide if the resistance of the chair is comfortable. If it is too stiff, rotate the tension knob counter-clockwise. If the chair does not provide enough resistance, turn the knob clockwise.



5 | Back Height Adjustment
To adjust back height, lean forward and grasp the sides of the outside back. To raise, slide the back up. To lower, slide it all the way to the top and then lower to desired height. Release to lock in place.



6 | Infinite Tilt Lock
To adjust the recline angle, pull the paddle up to unlock it. Recline to the desired position and push the paddle down to lock in place.

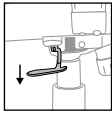
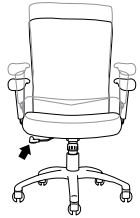
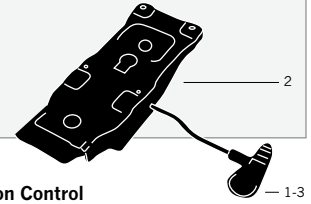


7 | Back Angle Adjustment
To increase the angle of the back, lift the paddle up while putting your weight on the back of the chair until desired angle. Release the paddle to lock. To decrease the angle of the back, lift the paddle up while removing your weight from the back until you reach the desired angle. Release the paddle to lock into place.

CONTROLS

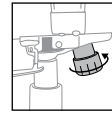
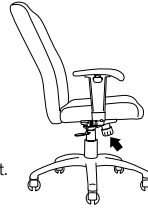
BASIC SYNCHRO-TILT 4 (BT4) - 89

Overview: Task applications which require moderate and affordable adjustability. Suitable for chairs with separate seat and back construction. Synchro-Tilt action with lock in upright position only.



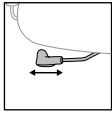
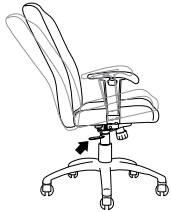
1 | Seat Height Adjustment

To raise the chair, lift the paddle up while lifting your weight from the seat until you reach the desired height. Release the paddle to lock into place. To lower the chair, lift the paddle up allowing your weight to push the seat down to the desired height. Release the paddle to lock into place.



2 | Tension Control

Leaning back in the chair, decide if the resistance of the chair is comfortable. If it is too stiff, rotate the tension knob counter-clockwise. If the chair does not provide enough resistance, turn the knob clockwise.

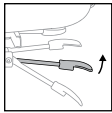
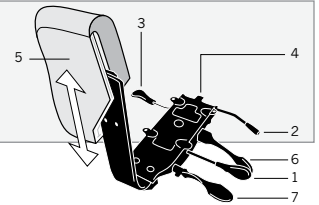


3 | Tilt Lock

To adjust the chair tilt, pull the paddle out to unlock it. Recline to the desired position. Push the paddle in to lock in the upright position only.

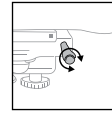
VALUE PLUS (VP) - 90

Overview: Task applications which require extensive adjustability. Center pivot tilting action with infinite tilt lock. Suitable for chairs with independent seat and back construction. "J-Bar" construction provides enhanced visual appeal.



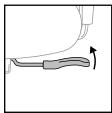
1 | Seat Height Adjustment

To raise the chair, lift the paddle up while lifting your weight from the seat until you reach the desired height. Release the paddle to lock into place. To lower the chair, lift the paddle up allowing your weight to push the seat down to the desired height. Release the paddle to lock into place.



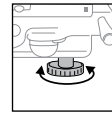
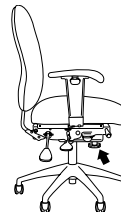
2 | Forward Seat Angle Adjustment

To tilt the seat forward, first recline slightly in the chair and then rotate handle clockwise until desired angle is reached. To return to a neutral position, rotate handle counter-clockwise.



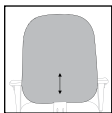
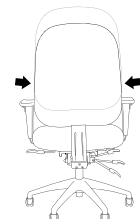
3 | Seat Depth Adjustment

To adjust the seat depth, lift up on paddle and simultaneously lift your weight from the seat while sliding the seat forward or backward. Release the paddle to lock the seat in place.



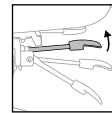
4 | Tension Control

Leaning back in the chair, decide if the resistance of the chair is comfortable. If it is too stiff, rotate the tension knob counter-clockwise. If the chair does not provide enough resistance, turn the knob clockwise.



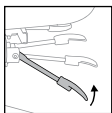
5 | Back Height Adjustment

To adjust back height, lean forward and grasp the sides of the outside back. To raise, slide the back up. To lower, slide it all the way to the top and then lower to desired height. Release to lock in place.



6 | Infinite Tilt Lock

To adjust the recline angle, pull the paddle up to unlock it. Recline to the desired position and push the paddle down to lock in place.



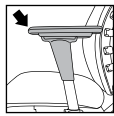
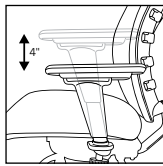
7 | Back Angle Adjustment

To increase the angle of the back, lift the paddle up while putting your weight on the back of the chair until desired angle. Release the paddle to lock. To decrease the angle of the back, lift the paddle up while removing your weight from the back until you reach the desired angle. Release the paddle to lock into place.

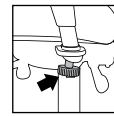
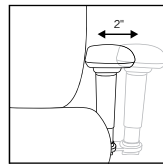
ARM ADJUSTMENTS

INFO
 A/R
 CHIROFORM
 DOVE
 FLUID
 ENTAIL
 FOSTER
 HALSA
 INERTIA
 J/F
 LEVO
 M.O.
 MULTI
 PRESTO
 RAINBOW
 RAY
 REQUISITE
 THERAPOD
 TUCK
 TWIST
 VIVA
 YOU
 ZIP

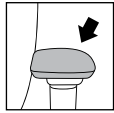
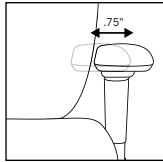
MULTI-FUNCTIONAL ARM - MF



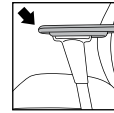
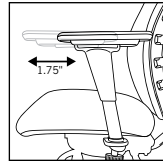
Arm Height Adjustment
 To increase the arm height, pull up on the arm until the desired height is reached. To decrease the arm height, pull up on the arm and then lower to desired height.



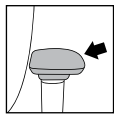
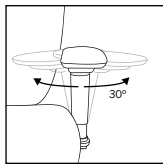
Width Adjustment
 To adjust the arm width, loosen the knob found under the seat, move the arm to the desired width and tighten the knob to lock in place.
 AWL is standard, AWK optional on some models.



Arm Cap Adjustment - Side to Side
 Arm caps can be moved in or out by sliding the cap in the desired direction.

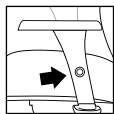
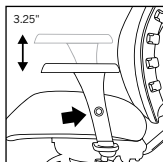


Arm Cap Adjustment - Front to Back
 To change arm cap depth slide the arm cap forwards or backwards to desired position.

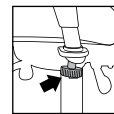
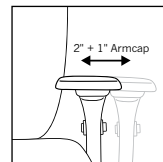


Arm Cap Adjustment - Pivot
 To change the angle of the arm cap, twist the arm cap either left or right.

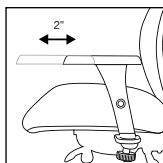
4 DIMENSIONAL ARM - 4D



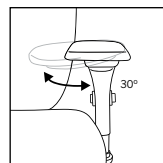
Arm Height Adjustment
 To adjust the arm height, push the button in and move the arm to the desired height. Release the button to lock in place.



Width Adjustment
 To adjust the arm width, loosen the knob found under the seat, move the arm to the desired width and tighten the knob to lock in place.
 AWK and AWL available on most models.
 Note: Optional on some models



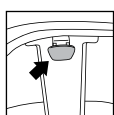
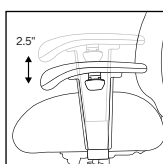
Arm Cap Adjustment - Front and Back
 Arm caps can be moved in or out by sliding the cap in the desired direction.



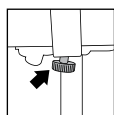
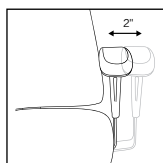
Arm Cap Adjustment - Side to Side
 Arm caps can be moved in or out by sliding the cap in the desired direction.

Pivot Inwards
 Arm caps can be moved in or out by sliding the cap in the desired direction.

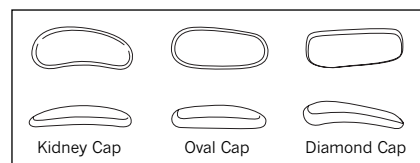
ADJUSTABLE T ARM - AT



Arm Height Adjustment
 To adjust the arm height, push the button up and move the arm to the desired height. Release the button to lock in place.



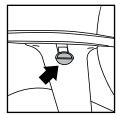
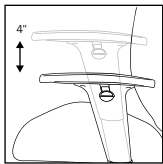
Arm Width Adjustment
 To adjust the arm width, loosen the knob found under the seat, move the arm to the desired width and tighten the knob to lock in place.
 AWK is standard, AWL not available with this arm.



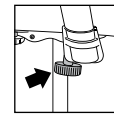
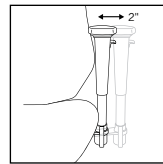
Note: Optional on some models

ARM ADJUSTMENTS

TASK 2 ARM - T2

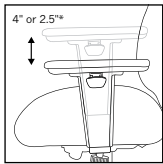


Arm Height Adjustment
To adjust the arm height, push the button up and move the arm to the desired height. Release the button to lock in place.




Arm Width Adjustment
To adjust the arm width, loosen the knob found under the seat, move the arm to the desired width and tighten the knob to lock in place.
AWK and AWL available on most models.

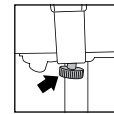
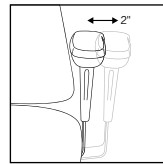
TWISTER ARM - TW



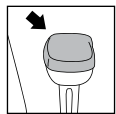
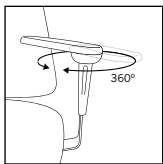
* Depending on model



Arm Height Adjustment
To adjust the arm height, push the button up and move the arm to the desired height. Release the button to lock in place.

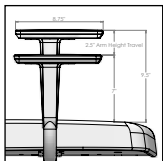


Arm Width Adjustment
To adjust the arm width, loosen the knob found under the seat, move the arm to the desired width and tighten the knob to lock in place.
AWK and AWL available on most models.

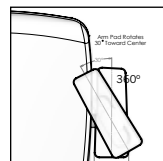


Arm Cap Adjustment - Side to Side
Arm caps can be moved in or out by sliding the cap in the desired direction.

PROPRIETARY DUAL ARM - L2



Arm Height Adjustment
To adjust the arm height, pull the arm pad up to the desired height. Lift all the way to the top (6 clicks) to release back to neutral.

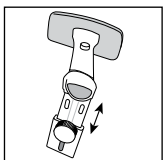
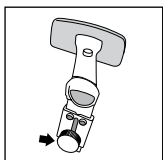


Arm Cap Adjustment
Arm caps can be tilted inward to provide forearm support.

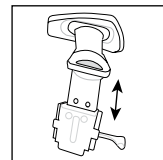
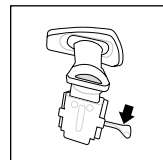
ARM TRAVEL SPECIFICATIONS SUMMARY

- T2 arms adjustable 4" height (width adjustment optional)
- MF arms adjustable 4" height, pivots and slides side to side and front to back
- TW arm adjustable 3.25" height and rotates 360° (width adjustment optional)
- 4D arms adjustable 3.25" height, cap pivots inwards and slides side to side and front to back (width adjustment optional)
- AT arms adjustable 2.5" height (width adjustment optional)
- T3 arms adjustable 2.75" height
- L2 arms adjustable 2.5" height

ARM WIDTH OPTION SPECIFICATIONS



AWK: Arm width adjustment with a turn knob.
Available for:
NA (No Arms), AT, WA, T2, 4D, MF, TW.



AWL: Arm width adjustment with lever.
Available for: T2, 4D and TW only.
Not available with AT arms or products with a shroud.
Standard with MF Arms.

CUSTOMER'S OWN MATERIAL (COM)/LEATHER (COL)

For any COM fabric application, please request the official COM notification form QSF 182. One memo sample (6" x 6") of all COM/COL fabrics must be submitted for approval with the following information:

1. Customer Purchase Order
2. Chair Name/Model Code/Quantity
3. Fabric Supplier
4. Fabric Name/Number/Color
5. Ship To: address

Memo samples to be shipped to:

ALLSEATING CORPORATION
 Attn: Customer Service Department
 5800 Avebury Road, Unit #3
 Mississauga, ON L5R 3M3
 CANADA

Allseating is not responsible for the return of samples; nor the durability, color inaccuracies, dye lot variations, tailoring quality or other defects of any COM/COL.

Upon application approval of COM/COL, fabric must be sent to corporate headquarters with the following:

1. COM/COL Notification Form
2. Commercial Invoice
3. NAFTA Certificate – If shipment originates from the U.S.A.
4. Your company name & contact person
5. Your purchase order number

On your Purchase Order, the following information must be supplied to the factory regarding COM/COL fabric:

1. Manufacturer's name
2. Correct model number to which COM or COL is to be applied
3. A sample (6" x 6") of the COM or COL
4. Instructions for proper application
5. Manufacturer's pattern and color number
6. Correct side of fabric

When no instructions are received with your COM or COL, Allseating will use our own judgment with no recourse. Extended lead times may occur if COM or COL is not properly identified when received by Allseating. Allseating is not responsible for any unclaimed COM/COL 30 days beyond shipment of goods.

COM yardage shown in the Price Catalog is based on single chair requirements. For multiples, the yardage may be reduced, please call Customer Service for details. Regular COM orders will be charged at Group 1 pricing and regular COL orders will be charged at Group 4 pricing.

Allseating reserves the right to reject any COM Fabric or COL Material which, in our opinion, is unsuitable. COM fabric must be supplied in one piece. Where patterns or repeats are involved additional yardage may be required.

All COM/COL orders will not be scheduled for production until Customer Service receives confirmation from our warehouse or receiving department that the fabric has arrived. Shipping will be approximately 4 weeks from receipt of fabric.

All items are available with material furnished by the customer. Yardage requirements listed in our price list are based on 54" wide plain material. Generally, additional yardage is required if striped or patterned material is used, if pattern requires matching or if width of material is less than 54" wide. Please contact customer service to determine additional yardage requirements. Though every effort has been made to estimate additional yardage required, Allseating takes no responsibility where additional material must be ordered.

For patterns with a repeat distance of 0"- 9" please estimate an additional 10% in yardage. For a repeat distance of 10"- 20" please estimate an additional 20% in yardage. Any repeat higher than 20" please contact customer service to determine additional yardage requirements.

If you wish to provide your own leather, please estimate 17 square feet of leather per yard of material required, based on the yardage requirement listed for each piece. Allseating will not order special leather from any supplier other than their own.

Allseating can take no responsibility for tailoring, wearability or application of COM/COL covers. Allseating is not held responsible for receipt of defective fabrics, as they are all applied as first quality goods. COM/COL is applied at customer's own risk and Allseating assumes no liability

INFO

AVR

CHRIFORM

DOVE

FLUID

ENTAIL

FOSTER

HANSA

INERTIA

JIF

LEVO

M.O.

MULTI

PRESTO

RAINBOW

RAY

REQUISITE

THERAPOD

TUCK

TWIST

VIVA

YOU

ZIP

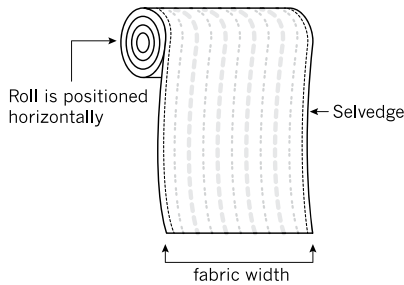
CUSTOMER'S OWN MATERIAL (COM) / LEATHER (COL)

ALL STANDARD SEATING FABRICS ARE APPLIED RIGHT WAY (OFF-THE-BOLT)

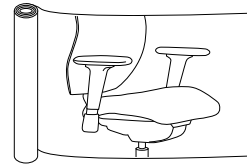
Usually, seating fabrics are patterned to run Right-Way (off-the-bolt). Allseating will upholster all seating products with the fabric pattern running off the bolt unless special instructions stating otherwise are received. (Upcharges may apply)

Right Way Application (Off The Bolt)

To avoid unnecessary confusion, always specify Right Way or Railroad. Explanation of what Railroad and Right Way means.



RW = Right Way
(As woven) or Top Right
or In and Out of Both or
Up the Goods



RR = Railroad
or Selvage to Top

FABRIC UPGRADE CHART FOR FABRICS GRADED 9 – 12

Determine the amount of fabric required for the product by referencing the COM yardage requirements as published. Once yardage has been determined, add the indicated list amount in the chart below to the published Group 8 price and discount as required.

Yardage	Grade 9	Grade 10	Grade 11	Grade 12
1	\$74	\$146	\$221	\$293
1.25	\$92	\$183	\$275	\$366
1.5	\$110	\$221	\$330	\$439
1.75	\$128	\$256	\$384	\$513
2	\$147	\$293	\$439	\$587
2.5	\$183	\$366	\$549	\$733
5	\$366	\$733	\$1,098	\$1,466
5.5	\$403	\$805	\$1,209	\$1,612
6.5	\$477	\$952	\$1,429	\$1,905
8	\$587	\$1,173	\$1,759	\$2,345
8.5	\$624	\$1,245	\$1,868	\$2,492
10	\$733	\$1,466	\$2,199	\$2,932

HOW TO ORDER YOUR ALLSEATING CHAIR

PLACE YOUR ORDER!

Email the following information to Allseating's Order Entry Department at orders@allseating.com (or fax 1 800 272 9911):

- 1 | Completed Model Code with corresponding Options and Fabric codes.
- 2 | Final pricing. Please ensure that you calculate all of your selected options into your final price, as well as any discounts.
- 3 | Completed Purchase Order on company stationery or company letterhead, and include:
 - a purchaser's signature
 - a ship to address
 - contact name, phone number and e-mail address
 - if available, please include SIF, XML or 20/20 Worksheet with purchase order.

Please ensure that the Purchase Order is made out to:

Allseating
5800 Avebury Road, Unit 3
Mississauga, Ontario Canada
L5R 3M3

You will receive a confirmation from Customer Service within 72 hours of receiving your Purchase Order, providing all correct information is received. Thank you in advance!

FREIGHT SERVICES

Please be aware that Allseating's standard is to ship in KD (Knocked Down) format. However, in order for us to provide you with the best value and help you control your costs, Allseating offers 3 flat rate freight options: KD-Knocked Down, BW-Fully Assembled Blanket Wrapped and FA-Fully Assmebled in a Carton. Where available, these options are detailed on each product page with a model code and price. For each of these freight options, Allseating will select carriers at their discretion. Should you require any of the following freight options that are not included in our freight program, the Allseating Sales Support Team will gladly provide you with a quote.

Freight that requires a quote:

- Inside delivery
- Curb side delivery
- Loads requiring fully assembled chairs; boxed or blanket wrapped in quantities below 25 units.
- Loads requiring shipment to be palletized
- Delivery on a specific day and/or time
- Requiring special equipment to offload (power tailgate and/or driver assist)
- Delivery before or after business hours and/or on weekends
- US driver requirements for restricted areas like Military bases/high security areas
- Charges for shipping points beyond standard delivery zones (remote locations)
- Overseas deliveries
- Smaller truck required

AYR® STACKER

DESIGN | MILES KELLER
GSA SIN | 711-19



FEATURES

- Non-marring nylon glides
- Polypropylene seat and back
- Upholstered seat option
- Polypropylene armcaps
- Wallsaver frame design
- Stacks 12 high on dolly
- Stacks 6 on the floor

DIMENSIONS

- Overall NA: 33"H | 21"W | 23"D
- Overall WA: 33"H | 24.5"W | 23"D
- Seat: 17.875"H | 17.6"W | 18"D
- Back: 15"H | 18.5"W
- COM Seat: 0.75 yd
- Overall AYR Dolly 12: 15"H | 25.5"W | 30"D

BASE PRICE \$243											
14054-NA											
Polypropylene Seat and Back	Grade 1/COM	Grade 2	Grade 3	Grade 4/COL	Grade 5	Grade 6	Grade 7	Grade 8	Leather 1	Leather 2	Leather 3
\$243	\$303	\$319	\$331	\$348	\$371	\$410	\$458	\$509	\$543	\$577	\$680

SERIES	14	AYR	72HR	\$
BACK STYLE	0	Midback	•	-
LEG	54	4 Leg	•	-
ARM	NA	No Arm	•	-
	WA	With Arm	•	\$30
FRAME FINISH	BK	Black	•	-
	SIL	Silver	•	-
POLYPROPYLENE SEAT AND BACK	ON	Onyx	•	-
	SK	Smoke		-
	HZ	Haze		-
OPTIONS	CA	Carpet Casters		\$45
	TC	Tile Casters		\$53
FREIGHT OPTIONS	FA	Fully Assembled in Carton		-

	AYR Dolly 12	Please ensure Dolly has separate model/line item with quantities specified	\$363
--	---------------------	--	-------

NOTES

- Upholstered seat will not stack.
- Chair with casters do not stack.
- This product meets the requirements set forth in ANSI/BIFMA X5.1-2011 and is warranted for users up to 325 lbs.
- Dimensions are dependant on options selected. Product can be configured to comply with BIFMA G1-2002 guidelines.
- *For orders of less than 2, a cartoning surcharge of \$22 net will be incurred per order.

TO ORDER SIMPLY FILL IN THE BLANKS

14	-	0	-	54	-		-		-		-	FA	-		
SERIES		BACK STYLE		LEG		ARM		FRAME FINISH		POLYPROPYLENE SEAT AND BACK		OPTIONS		FREIGHT OPTION	FABRIC CODE
												For additional options separate with (-) hyphen.			Please refer to allseating.com for fabric codes.

INFO
AYR
CHAIRFORM
DOVE
ENTAIL
FLUID
FOSTER
HALSA
INERTIA
JIF
LEVO
M.O.
MULTI
PRESTO
RAINBOW
RAY
REQUISITE
THERAPOD
TUCK
TWIST
VIVA
YOU
ZIP

AYR[®] UPHOLSTERED

DESIGN | MILES KELLER
GSA SIN | 711-19



BASE PRICE \$389										
15054-NA										
Grade 1/COM	Grade 2	Grade 3	Grade 4/COL	Grade 5	Grade 6	Grade 7	Grade 8	Leather 1	Leather 2	Leather 3
\$389	\$415	\$435	\$464	\$503	\$567	\$647	\$732	N/A	N/A	N/A

FEATURES

- Non-marring nylon glides
- Upholstered seat and back
- Wallsaver frame design
- Polypropylene armcaps

DIMENSIONS

- Overall NA: 33"H | 21"W | 23"D
- Overall WA: 33"H | 24.5"W | 23"D
- Seat: 18"H | 18"W | 18"D
- Back: 15"H | 18.5"W
- COM: 1.25 yds.

SERIES	15	AYR Upholstered	72HR	\$
BACK STYLE	0	Midback		-
LEG	54	4 Leg		-
ARM	NA	No Arm		-
	WA	With Arm		\$30
FRAME FINSH	BK	Black		-
	SIL	Silver		-
ARM CAP FINISH	ON	Onyx		-
	SK	Smoke		-
	HZ	Haze		-
OPTIONS	CA	Carpet Casters		\$45
	TC	Tile Casters		\$53
	CL	CAL TB133		\$90
FREIGHT OPTIONS	FA	Fully Assembled in Carton		-

NOTES

- Leather and vinyl upholstery is not available for this product.
- Upholstered seat does not stack.
- Ayr Dolly 12 is not applicable for this product.
- This product meets the requirements set forth in ANSI/BIFMA X5.1-2011 and is warranted for users up to 325 lbs.
- Dimensions are dependant on options selected. Product can be configured to comply with BIFMA G1-2002 guidelines.
- For fully assembled blanket wrapped products please contact Customer Service for details. Please note that minimum quantity guidelines will apply.
- *For orders of less than 2, a cartoning surcharge of \$22 net will be incurred per order.

TO ORDER SIMPLY FILL IN THE BLANKS

15	-	0	-	54	-		-		-		-	FA	-		
SERIES		BACK STYLE		LEG		ARM		FRAME FINISH		ARM CAP FINISH		OPTIONS		FREIGHT OPTION	FABRIC CODE
												For additional options separate with (-) hyphen.			Please refer to allseating.com for fabric codes.



CHIROFORM™ ULTRA MIDBACK

DESIGN | ALEX HARLEY
GSA SIN | 711-18

BASE PRICE \$573										
96040-NA										
Grade 1/COM	Grade 2	Grade 3	Grade 4/COL	Grade 5	Grade 6	Grade 7	Grade 8	Leather 1	Leather 2	Leather 3
\$573	\$605	\$629	\$663	\$710	\$786	\$882	\$984	\$1,052	\$1,121	\$1,326

FEATURES

- 3.5" cylinder
- Black TVO base with optional high profile nylon base
- For arm features and travel specifications, see page 16
- Carpet casters
- High density foam

DIMENSIONS

- Overall: 37"- 44"H | 28"W | 28"D
- Seat: 16.5"- 20"H | 19"W | 18.5"D
- Back: 21"- 24"H | 18"W
- COM FULL: 1.5 yds

NOTES

- Ships knocked down.
- For BW and FA Freight Options, minimum quantities apply, please check with Sales Support for details.
- All other features are dependant on the control specified. Please refer to Control Choice on page 8 for full description of available features.
- This product meets the requirements set forth in ANSI/ BIFMA X5.1-2011 and is warranted for users up to 325 lbs.
- Dimensions are dependant on options selected. Product can be configured to comply with BIFMA G1-2002 guidelines.
- *P | Pressure Braking Casters - casters allow the chair to roll only when someone is sitting in the chair.
- **RP | Reverse Braking Casters - casters allow the chair to roll only when someone is not in the chair.
- *** Composite base and casters will be substituted with these options.

SERIES	96	Chiroform Ultra	72HR	\$
BACK STYLE	0	Midback	•	-
CONTROL	40	Synchro Tilt (ST)	•	-
	12	Deluxe Synchro Tilt (DST)	•	\$90
	80	Deluxe Tilt J-Bar (DJ)	•	\$55
ARM	NA	No Arm	•	-
	T2	Task 2 Arm (Available with AWK or AWL)	•	\$105
	4D	4 Dimensional Arm (Available with AWK or AWL)	•	\$125
	MF	Multi-functional Arm (width adjustment incl.) See page 16	•	\$150
	TW	Twister Arm	•	\$174
OPTIONS	AWK	Adjustable Width Bracket (Knob)	•	\$29
	AWL	Adjustment Width Bracket (Lever)	•	\$39
	H	Hard Surface Casters	•	\$28
	P	Pressure Braking Casters*	•	\$57
	RP	Reverse Pressure Braking Casters**	•	\$107
	BU	Bumper Trim	•	\$28
	SS	Seat Slider***	•	\$79
	BN	Ballistic Nylon Back	•	\$45
	LS	Low Seat Height with 5" Travel***		\$50
	CL	CAL TB133		\$90
	HB	High Profile Nylon Base (N/A with SS or LS)		-
FREIGHT OPTIONS	KD	Knocked Down		-
	BW	Blanket Wrapped - Fully Assembled		\$40
	FA	Fully Assembled in Carton		\$60

TO ORDER SIMPLY FILL IN THE BLANKS

96	-	0	-	[]	-	[]	-	[]	-	[]	-	[]
SERIES		BACK STYLE		CONTROL		ARM		OPTIONS For additional options separate with (-) hyphen.		FREIGHT OPTION		FABRIC CODE Please refer to allseating.com for fabric codes.

INFO
AVR
CHIROFORM
DOVE
ENTAIL
FLUID
FOSTER
HALSA
INERTIA
JIF
LEVO
M.O.
MULTI
PRESTO
RAINBOW
RAY
REQUISITE
THERAPOD
TUCK
TWIST
VIVA
YOU
ZIP



CHIROFORM™ ULTRA HIGHBACK

DESIGN | ALEX HARLEY
GSA SIN | 711-18

BASE PRICE | \$605
96140-NA

Grade 1/COM	Grade 2	Grade 3	Grade 4/COL	Grade 5	Grade 6	Grade 7	Grade 8	Leather 1	Leather 2	Leather 3
\$605	\$642	\$670	\$710	\$764	\$854	\$966	\$1,085	\$1,164	\$1,244	\$1,484

FEATURES

- 3.5" cylinder
- Black TVO base with optional high profile nylon base
- For arm features and travel specifications, see page 16
- Carpet casters
- High density foam

DIMENSIONS

- Overall: 40.5"- 47"H | 28"W | 28"D
- Seat: 16.5"- 20"H | 21"W | 18.5"D
- Back: 24"- 27"H | 19"W
- COM FULL: 1.75 yds

NOTES

- Ships knocked down.
- For BW and FA Freight Options, minimum quantities apply, please check with Sales Support for details.
- All other features are dependant on the control specified. Please refer to Control Choice on page 8 for full description of available features.
- This product meets the requirements set forth in ANSI/ BIFMA X5.1-2011 and is warranted for users up to 325 lbs.
- Dimensions are dependant on options selected. Product can be configured to comply with BIFMA G1-2002 guidelines.
- *P | Pressure Braking Casters - casters allow the chair to roll only when someone is sitting in the chair.
- **RP | Reverse Braking Casters - casters allow the chair to roll only when someone is not in the chair.
- ***Composite base will be substituted if these options are selected.
- ***Composite base and casters will be substituted with these options.

SERIES	96	Chiroform Ultra	72HR	\$
BACK STYLE	1	Highback	•	-
CONTROL	40	Synchro Tilt (ST)	•	-
	12	Deluxe Synchro Tilt (DST)	•	\$90
	80	Deluxe Tilt J-Bar (DJ)	•	\$55
ARM	NA	No Arm	•	-
	T2	Task 2 Arm (Available with AWK or AWL)	•	\$105
	4D	4 Dimensional Arm (Available with AWK or AWL)	•	\$125
	MF	Multi-functional Arm (width adjustment incl.) See page 16	•	\$150
	TW	Twister Arm	•	\$174
OPTIONS	AWK	Adjustable Width Bracket (Knob)	•	\$29
	AWL	Adjustment Width Bracket (Lever)	•	\$39
	H	Hard Surface Casters	•	\$28
	P	Pressure Braking Casters*	•	\$57
	RP	Reverse Pressure Braking Casters**	•	\$107
	BU	Bumper Trim	•	\$28
	SS	Seat Slider***	•	\$79
	BN	Ballistic Nylon Back	•	\$45
	LS	Low Seat Height with 5" Travel***		\$50
	CL	CAL TB133		\$90
	HB	High Profile Nylon Base (N/A with SS or LS)		-
FREIGHT OPTIONS	KD	Knocked Down		-
	BW	Blanket Wrapped - Fully Assembled		\$40
	FA	Fully Assembled in Carton		\$60

TO ORDER SIMPLY FILL IN THE BLANKS

- - - - - -

SERIES **BACK STYLE** **CONTROL** **ARM** **OPTIONS** **FREIGHT OPTION** **FABRIC CODE**

For additional options separate with (-) hyphen. Please refer to allseating.com for fabric codes.



CHIROFORM™ ULTRA 24:7

DESIGN | ALEX HARLEY
GSA SIN | 711-18

FEATURES

- 5.5" heavy duty cylinder
- Heavy duty base
- Memory foam
- For arm features and travel specifications, see page 16
- Heavy duty carpet casters

HIGHBACK DIMENSIONS

- Overall: 40.5"- 47"H | 28"W | 28"D
- Seat: 16.5"- 22"H | 21"W | 18.5"D
- Back: 24"- 27"H | 19"W
- COM FULL: 1.75 yds

MIDBACK DIMENSIONS

- Overall: 37.5"- 46"H | 28"W | 28"D
- Seat: 16.5"- 22"H | 19"W | 18.5"D
- Back: 21"- 24"H | 18"W
- COM FULL: 1.5 yds

NOTES

- Ships knocked down.
- For BW and FA Freight Options, minimum quantities apply, please check with Sales Support for details.
- All other features are dependant on the control specified. Please refer to Control Choice on page 8 for full description of available features.
- This product meets the requirements set forth in ANSI/ BIFMA X5.1-2011 and is warranted for users up to 325 lbs.
- Dimensions are dependant on options selected. Product can be configured to comply with BIFMA G1-2002 guidelines.
- *P | Pressure Braking Casters - casters allow the chair to roll only when someone is sitting in the chair.
- **RP | Reverse Braking Casters - casters allow the chair to roll only when someone is not in the chair.

BASE PRICE | \$745

97011-NA

Code	Grade 1/ COM	Grade 2	Grade 3	Grade 4/ COL	Grade 5	Grade 6	Grade 7	Grade 8	Leather 1	Leather 2	Leather 3
97011-NA	\$745	\$777	\$801	\$835	\$882	\$958	\$1,054	\$1,156	\$1,224	\$1,293	\$1,498
97111-NA	\$836	\$873	\$901	\$941	\$995	\$1,085	\$1,197	\$1,316	\$1,395	\$1,475	\$1,715

SERIES	97	Chiroform Ultra	72HR	\$
BACK STYLE	0	Midback	•	VAR
	1	Highback	•	VAR
CONTROL	11	Deluxe Tilter Heavy Duty (DJ/DH)	•	-
ARM	NA	No Arm	•	-
	T2	Task 2 Arm (Available with AWK or AWL)	•	\$105
	4D	4 Dimensional Arm (Available with AWK or AWL)	•	\$125
OPTIONS	AWL	Adjustment Width Bracket (Lever)	•	\$39
	H	Hard Surface Casters	•	\$28
	SS	Seat Slider	•	\$79
	BN	Ballistic Nylon Back	•	INCL
	CL	CAL TB133		\$90
	BU	Bumper Trim		\$28
FREIGHT OPTIONS	KD	Knocked Down		-
	BW	Blanket Wrapped - Fully Assembled		\$40
	FA	Fully Assembled in Carton		\$60

TO ORDER SIMPLY FILL IN THE BLANKS

97	-		-	11	-		-		-		-	
SERIES		BACK STYLE		CONTROL		ARM		OPTIONS		FREIGHT OPTION		FABRIC CODE
								For additional options separate with (-) hyphen.				Please refer to allseating.com for fabric codes.



CHIROFORM™ ULTRA STOOL

DESIGN | ALEX HARLEY
GSA SIN | 711-18

BASE PRICE | \$624
96019-NA

Grade 1/COM	Grade 2	Grade 3	Grade 4/COL	Grade 5	Grade 6	Grade 7	Grade 8	Leather 1	Leather 2	Leather 3
\$624	\$656	\$680	\$714	\$761	\$837	\$933	\$1,035	\$1,103	\$1,172	\$1,377

FEATURES

- 8" cylinder
- Composite base
- For arm features and travel specifications, see page 16
- Carpet casters

DIMENSIONS

- Overall 39.5"- 50"H | 28"W | 28"D
- Seat: 18.5"- 26"H | 19"W | 18.5"D
- Back: 21"H | 18"W
- 10" Stool Package
- Seat: 18.5"- 28.5"H, 19"W, 18.5"D
- COM FULL: 1.5 yds

SERIES	96	Chiroform Ultra	72HR	\$
BACK STYLE	0	Midback	•	-
CONTROL	19	Basic Stool (B2)	•	-
	30	Posture Back (P)	•	\$70
ARM	NA	No Arm	•	-
	T2	Task 2 Arm (Available with AWK or AWL)	•	\$105
	4D	4 Dimensional Arm (Available with AWK or AWL)	•	\$125
OPTIONS	AWK	Adjustable Width Bracket (Knob)	•	\$29
	AWL	Adjustment Width Bracket (Lever)	•	\$39
	H	Hard Surface Casters	•	\$28
	P	Pressure Braking Casters*	•	\$57
	RP	Reverse Pressure Braking Casters**	•	\$107
	BU	Bumper Trim	•	\$28
	10	10" Stool Package (N/A with P Control)	•	\$34
	BN	Ballistic Nylon Back	•	\$45
	CL	CAL TB133		\$90
FREIGHT OPTIONS	KD	Knocked Down		-
	BW	Blanket Wrapped - Fully Assembled		\$40
	FA	Fully Assembled in Carton		\$60

NOTES

- Ships knocked down.
- For BW and FA Freight Options, minimum quantities apply, please check with Sales Support for details.
- All other features are dependant on the control specified. Please refer to Control Choice on page 8 for full description of available features.
- This product meets the requirements set forth in ANSI/ BIFMA X5.1-2011 and is warranted for users up to 325 lbs.
- Dimensions are dependant on options selected. Product can be configured to comply with BIFMA G1-2002 guidelines.
- *P | Pressure Braking Casters - casters allow the chair to roll only when someone is sitting in the chair.
- **RP | Reverse Braking Casters - casters allow the chair to roll only when someone is not in the chair.

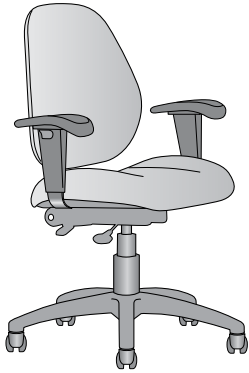
TO ORDER SIMPLY FILL IN THE BLANKS

96	-	0	-		-		-		-		
SERIES		BACK STYLE		CONTROL		ARM		OPTIONS For additional options separate with (-) hyphen.		FREIGHT OPTION	FABRIC CODE Please refer to allseating.com for fabric codes.

INFO
AVR
CHIROFORM
DOVE
ENTAIL
FLUID
FOSTER
HALSA
INERTIA
JIF
LEVO
M.O.
MULTI
PRESTO
RAINBOW
RAY
REQUISITE
THERAPOD
TUCK
TWIST
VIVA
YOU
ZIP

CHIROFORM™ MIDBACK

DESIGN | ALLSEATING
GSA SIN | 711-18



BASE PRICE \$787										
98030-NA										
Grade 1/COM	Grade 2	Grade 3	Grade 4/COL	Grade 5	Grade 6	Grade 7	Grade 8	Leather 1	Leather 2	Leather 3
\$787	\$819	\$843	\$877	\$924	\$1,000	\$1,096	\$1,198	\$1,266	\$1,335	\$1,540

FEATURES

- 3.5" or 5.5" cylinder (depending on control)
- Black TVO nylon base
- Molded seat foam
- For arm features and travel specifications, see page 16
- Carpet casters

DIMENSIONS

- Overall: 37.5"- 44"H | 28"W | 28"D
- Seat: 16.5"- 20"H | 19"W | 18.5"D
- Back: 21"- 24"H | 19"W
- COM FULL: 1.5 yds

NOTES

- Ships knocked down.
- For BW and FA Freight Options, minimum quantities apply, please check with Sales Support for details.
- All other features are dependant on the control specified. Please refer to Control Choice on page 8 for full description of available features.
- This product meets the requirements set forth in ANSI/ BIFMA X5.1-2011 and is warranted for users up to 325 lbs.
- Dimensions are dependant on options selected. Product can be configured to comply with BIFMA G1-2002 guidelines.
- *P | Pressure Braking Casters - casters allow the chair to roll only when someone is sitting in the chair.
- **RP | Reverse Braking Casters - casters allow the chair to roll only when someone is not in the chair.
- ***Composite base will be substituted with these options.

SERIES	98	Chiroform	72HR	\$	
BACK STYLE	0	Midback		-	
CONTROL	30	Posture Back (P)		-	
	40	Synchro Tilt (ST)		\$45	
	80	Deluxe Tilt J-Bar (DJ)		\$182	
	NA	No Arm		-	
ARM	ATD	Adjustable T Arm Diamond Arm Cap		\$63	
	ATK	Adjustable T Arm Kidney Arm Cap		\$63	
	ATO	Adjustable T Arm Oval Arm Cap		\$63	
	4D	4 Dimensional Arm (Available with AWK or AWL)		\$125	
	MF	Multi-functional Arm (width adjustment incl.) See page 16 (Multi-Funtional Arm not available with Stool Package)		\$150	
	TW	Twister Arm		\$174	
	OPTIONS	AWK	Adjustable Width Bracket (Knob)		\$29
		AWL	Adjustment Width Bracket (Lever)		\$39
H		Hard Surface Casters		\$28	
G		Glides***		\$28	
P		Pressure Braking Casters*		\$57	
RP		Reverse Pressure Braking Casters**		\$107	
8		8" Stool Package (N/A with ST & DJ Controls)		\$112	
BU		Bumper Trim		\$28	
BN		Ballistic Nylon Back		\$45	
SS		Seat Slider (N/A with P Contol)***		\$79	
FREIGHT OPTIONS	LU	Shukra Adjustable Lumbar		\$67	
	LS	Low Seat Height with 5" Travel***		\$50	
	CL	CAL TB133		\$90	
	KD	Knocked Down		-	
	BW	Blanket Wrapped - Fully Assembled		\$40	
FA	Fully Assembled in Carton		\$60		

TO ORDER SIMPLY FILL IN THE BLANKS

98	0					
SERIES	BACK STYLE	CONTROL	ARM	OPTIONS For additional options separate with (-) hyphen.	FREIGHT OPTION	FABRIC CODE Please refer to allseating.com for fabric codes.

INFO
AVR
CHIROFORM
DOVE
ENTAIL
FLUID
FOSTER
HALSA
INERTIA
JIF
LEVO
M.O.
MULTI
PRESTO
RAINBOW
RAY
REQUISITE
THERAPOD
TUCK
TWIST
VIVA
YOU
ZIP



CHIROFORM™ HIGHBACK

DESIGN | ALLSEATING
GSA SIN 711-18

BASE PRICE \$810										
98130-NA										
Grade 1/COM	Grade 2	Grade 3	Grade 4/COL	Grade 5	Grade 6	Grade 7	Grade 8	Leather 1	Leather 2	Leather 3
\$810	\$847	\$875	\$915	\$969	\$1,059	\$1,171	\$1,290	\$1,369	\$1,449	\$1,689

FEATURES

- 3.5" or 5.5" cylinder (depending on control)
- Composite base
- Molded seat foam
- For arm features and travel specifications, see page 16
- Carpet casters

DIMENSIONS

- Overall: 40.5" - 47"H | 28"W | 28"D
- Seat: 16.5" - 20"H | 21"W | 18.5"D
- Back: 24" - 27"H | 19"W
- COM FULL: 1.75 yds

NOTES

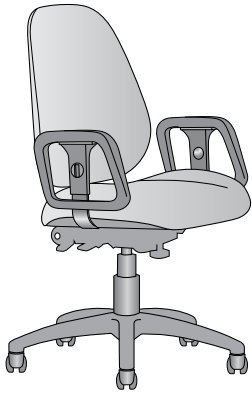
- Ships knocked down.
- For BW and FA Freight Options, minimum quantities apply, please check with Sales Support for details.
- All other features are dependant on the control specified. Please refer to Control Choice on page 8 for full description of available features.
- This product meets the requirements set forth in ANSI/ BIFMA X5.1-2011 and is warranted for users up to 325 lbs.
- Dimensions are dependant on options selected. Product can be configured to comply with BIFMA G1-2002 guidelines.
- *P | Pressure Braking Casters - casters allow the chair to roll only when someone is sitting in the chair.
- **RP | Reverse Braking Casters - casters allow the chair to roll only when someone is not in the chair.
- ***Composite base will be substituted with these options.

SERIES	98	Chiroform	72HR	\$
BACK STYLE	1	Highback		-
CONTROL	30	Posture Back (P)		-
	40	Synchro Tilt (ST)		\$45
	80	Deluxe Tilt J-Bar (DJ)		\$182
ARM	NA	No Arm		-
	ATD	Adjustable T Arm Diamond Arm Cap		\$63
	ATK	Adjustable T Arm Kidney Arm Cap		\$63
	ATO	Adjustable T Arm Oval Arm Cap		\$63
	4D	4 Dimensional Arm (Available with AWK or AWL)		\$125
	MF	Multi-functional Arm (width adjustment incl.) See page 16		\$150
	TW	Twister Arm		\$174
OPTIONS	AWK	Adjustable Width Bracket (Knob)		\$29
	AWL	Adjustment Width Bracket (Lever)		\$39
	H	Hard Surface Casters		\$28
	G	Glides***		\$28
	P	Pressure Braking Casters*		\$57
	RP	Reverse Pressure Braking Casters**		\$107
	BU	Bumper Trim		\$28
	BN	Ballistic Nylon Back		\$45
	SS	Seat Slider (N/A with P Contol)***		\$79
	LU	Shukra Adjustable Lumbar		\$67
	LS	Low Seat Height with 5" Travel***		\$50
	CL	CAL TB133		\$90
FREIGHT OPTIONS	KD	Knocked Down		-
	BW	Blanket Wrapped - Fully Assembled		\$40
	FA	Fully Assembled in Carton		\$60

TO ORDER SIMPLY FILL IN THE BLANKS

98	-	1	-		-		-		-		
SERIES		BACK STYLE		CONTROL		ARM		OPTIONS <small>For additional options separate with (-) hyphen.</small>		FREIGHT OPTION	FABRIC CODE <small>Please refer to allseating.com for fabric codes.</small>

INFO
AVR
CHIROFORM
DOVE
ENTAIL
FLUID
FOSTER
HALSA
INERTIA
JIF
LEVO
M.O.
MULTI
PRESTO
RAINBOW
RAY
REQUISITE
THERAPOD
TUCK
TWIST
VIVA
YOU
ZIP



CHIROFORM™ BIG

DESIGN | ALLSEATING
GSA SIN | 711-18

BASE PRICE \$1,045										
99111-NA										
Grade 1/COM	Grade 2	Grade 3	Grade 4/COL	Grade 5	Grade 6	Grade 7	Grade 8	Leather 1	Leather 2	Leather 3
\$1,045	\$1,092	\$1,128	\$1,180	\$1,250	\$1,365	\$1,509	\$1,662	\$1,764	\$1,866	\$2,175

FEATURES

- 5.5" heavy duty cylinder
- Heavy duty base
- Memory foam
- Adjustable loop arm
- Heavy duty carpet casters

DIMENSIONS

- Overall: 42"- 50"H | 29"W | 29"D
- Seat: 18"- 23.5"H | 24"W | 20"D
- Back: 24"- 27"H | 21.5"W
- COM FULL: 2.75 yds

NOTES

- Ships knocked down.
- For BW and FA Freight Options, minimum quantities apply, please check with Sales Support for details
- Suitable for up to 500lbs.
- All other features are dependant on the control specified. Please refer to Control Choice on page 8 for full description of available features.
- This product meets the requirements set forth in ANSI/ BIFMA X5.1-2011.
- Dimensions are dependant on options selected. Product can be configured to comply with BIFMA G1-2002 guidelines..

SERIES	99	Chiroform Big	72HR	\$
BACK STYLE	1	Highback		-
CONTROL	11	Deluxe Tilter Heavy Duty (DJ/DH)		-
ARM	NA	No Arm		-
	AL	Adjustable Loop Arm		\$116
	H	Hard Surface Casters		\$28
OPTIONS	BU	Bumper Trim		\$28
	CL	CAL TB133		\$134
	KD	Knocked Down		-
FREIGHT OPTIONS	BW	Blanket Wrapped - Fully Assembled		\$40
	FA	Fully Assembled in Carton		\$60

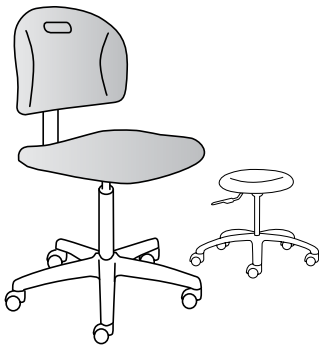
TO ORDER SIMPLY FILL IN THE BLANKS

99	-	1	-	11	-		-		-		-	
SERIES		BACK STYLE		CONTROL		ARM		OPTIONS		FREIGHT OPTION		FABRIC CODE
								For additional options separate with (-) hyphen.				Please refer to allseating.com for fabric codes.

INFO
AVR
CHIROFORM
DOVE
ENTAIL
FLUID
FOSTER
HALSA
INERTIA
JIF
LEVO
M.O.
MULTI
PRESTO
RAINBOW
RAY
REQUISITE
THERAPOD
TUCK
TWIST
VIVA
YOU
ZIP

DOVE® LAB CHAIR

DESIGN | ALLSEATING
GSA SIN | 711-18



FEATURES

- 5.5" cylinder
- Composite base
- Carpet casters
- Foot ring included with 8" or 10" stool package

DIMENSIONS LAB CHAIR

- Overall: 30"- 43.5"H | 27"W | 24"D
- Seat: 18.25"- 25.5"H | 18"W | 17"D
- Back: 12.5"- 18.5"H | 16"W

DIMENSIONS SCOOTER STOOL

- Overall: 20.5"H | 27"W | 27"D
- Seat: 15.5"- 20.5"H | 14" Diameter

BASE PRICE \$641	
16030-PY	
Code	Polyurethane Seat and Back
16017	\$248
16030	\$641

SERIES	16	Dove	72HR	\$
BACK STYLE	0	Midback		-
CONTROL	30	Lab Chair Posture Back (P)		VAR
	17	Scooter Stool Basic Posture (B)		VAR
	PY	Polyurethane		-
SEAT				
OPTIONS	H	Hard Surface Casters		\$28
	G	Dove		\$28
	P	Pressure Braking Casters*		\$57
	RP	Reverse Pressure Braking Casters**		\$107
	8	8" Stool Package		\$112
	10	10" Stool Package		\$134
	FREIGHT OPTIONS			
	KD	Knocked Down		-
	BW	Blanket Wrapped - Fully Assembled		\$40
	FA	Fully Assembled in Carton		\$60

NOTES

- Ships knocked down
- For BW and FA Freight Options, minimum quantities apply, please check with Sales Support for details.
- Foot ring is included with 8" or 10" stool package; base diameter change (Seat 8: 22"- 30" | Seat 10: 24.5"- 34.5"H)
- All other features are dependant on the control specified. Please refer to Control Choice on page 8 for full description of available features.
- This product meets the requirements set forth in ANSI/ BIFMA X5.1-2011 and is warranted for users up to 325 lbs.
- Dimensions are dependant on options selected. Product can be configured to comply with BIFMA G1-2002 guidelines.
- *P | Pressure Braking Casters - casters allow the chair to roll only when someone is sitting in the chair.
- **RP | Reverse Braking Casters - casters allow the chair to roll only when someone is not in the chair.

TO ORDER SIMPLY FILL IN THE BLANKS

16	-	0	-		-	PY	-		-		-	
SERIES		BACK STYLE		CONTROL		SEAT		OPTIONS		FREIGHT OPTION		FABRIC CODE
								For additional options separate with (-) hyphen.				Please refer to allseating.com for fabric codes.

INFO
AVR
CHIROFORM
DOVE
ENTAIL
FLUID
FOSTER
HALSA
INERTIA
JIF
LEVO
M.O.
MULTI
PRESTO
RAINBOW
RAY
REQUISITE
THERAPOD
TUCK
TWIST
VIVA
YOU
ZIP

ENTAIL™ MIDBACK

DESIGN: ALLSEATING
NOT ON GSA CONTRACT



FEATURES

- 4.25" cylinder
- Smoke or Black nylon base
- Molded seat foam
- Task arms come standard
- Optional adjustable lumbar support
- Optional adjustable lumbar, headrest and aluminum base

DIMENSIONS

- Overall: 37" - 40.75"H | 23.5"W | 23.5"D
- Seat: 23.75" - 27"H | 19.25"W | 18"D
- Back: 20.75"H | 18.75"W
- COM: 0.75 yd.

BASE PRICE \$420										
90088-WA										
Grade 1/COM	Grade 2	Grade 3	Grade 4/COL	Grade 5	Grade 6	Grade 7	Grade 8	Leather 1	Leather 2	Leather 3
\$420	\$436	\$448	\$465	\$488	\$527	\$575	\$626	\$660	\$694	\$797

SERIES	90	Entail	72HR	\$
BACK STYLE	0	Midback		-
CONTROL	88	Basic Synchro Tilt (BST)		-
ARM	WA	With Arm		-
FRAME FINISH	BKN	Black Nylon		-
	SKN	Smoke Nylon		\$35
BACK OPTIONS	JB	Jet Black		-
	CN	Carbon		-
	SS	Seat Slider		INCL
OPTIONS	HR	Headrest		\$48
	AWK	Adjustable Width Bracket Knob		\$29
	LU	Adjustable Lumbar		\$30
	HAB	High Profile Aluminum Base		\$60
	FREIGHT OPTIONS	KD	Knocked Down	
	BW	Blanket Wrapped - Fully Assembled		\$40
	FA	Fully Assembled in Carton		\$60

NOTES

- Warranted for users up to 325lbs.
- For BW and FA Freight Options, minimum quantities apply, please check with Sales Support for details.
- Ships knocked down.
- This product meets therequirements set forth in ANSI/BIFMA X5.1-2011.
- Arms, base and casters will match frame finish selection.

TO ORDER SIMPLY FILL IN THE BLANKS

90	-	0	-	88	-	WA	-		-		-		-	
SERIES		BACK STYLE		CONTROL		ARM		FRAME FINISH		BACK OPTION		OPTIONS		FREIGHT OPTION
												FABRIC CODE Please refer to allseating.com for fabric codes.		

For additional options separate with (-) hyphen.



INFO
AVR
CHIROFORM
DOVE
ENTAIL
FLUID
FOSTER
HALSA
INERTIA
JIF
LEVO
M.O.
MULTI
PRESTO
RAINBOW
RAY
REQUISITE
THERAPOD
TUCK
TWIST
VIVA
YOU
ZIP



FLUID® BASIC TASK

DESIGN | ALLSEATING
GSA SIN | 711-18

BASE PRICE \$859										
82040-NA										
Grade 1/COM	Grade 2	Grade 3	Grade 4/COL	Grade 5	Grade 6	Grade 7	Grade 8	Leather 1	Leather 2	Leather 3
\$859	\$875	\$887	\$904	\$927	\$966	\$1,014	\$1,065	\$1,099	\$1,133	\$1,236

FEATURES

- Basic polyester mesh
- Fluid Basic Mesh Back
- 4.25" cylinder
- Black nylon base
- Molded seat foam
- For arm features and travel specifications, see page 16
- Optional height adjustable lumbar: 2" with flexible depth
- Carpet casters

DIMENSIONS

- Overall: 39.5"- 43"H | 28.5"W | 24"D
- Upholstered: 17.25"- 21"H | 21"W | 19.75"D
- Back: 24.5"H | 19.5"W
- COM Seat: 0.75 yd.

SERIES	82	Fluid Basic	72HR	\$
BACK STYLE	0	Midback	•	-
CONTROL	40	Synchro Tilt (ST)	•	-
	66	Deluxe Synchro Tilt 3 (DST3) NOT ON GSA CONTRACT	•	\$90
	12	Deluxe Synchro Tilt (DST)	•	\$146
	18	Synchro Tilt w/back angle (DST2)	•	\$230
ARM	NA	No Arm	•	-
	T2	Task 2 Arm (Available with AWK or AWL)	•	\$105
	4D	4 Dimensional Arm (Available with AWK or AWL)	•	\$125
	MF	Multi-functional Arm (width adjustment incl.) See page 16	•	\$150
	TW	Twister Arm	•	\$174
BACK MESH	FM-BMESH	Fluid Basic Mesh Black	•	-
OPTIONS	AWK	Adjustable Width Bracket (Knob)	•	\$29
	AWL	Adjustable Width Brackets (Lever)	•	\$39
	HAB	High Profile Aluminum Base w/65mm Casters	•	\$60
	LH	65mm (2.5") Hard Surface Casters	•	\$30
	SS	Seat Slider	•	\$79
	LP	Lumbar Plus	•	\$96
	HR	Head Rest	•	\$75
	LS	Low Seat Height with 5" Travel* (N/A with HAB)	•	\$50
FREIGHT OPTIONS	KD	Knocked Down		-
	BW	Blanket Wrapped - Fully Assembled		\$40
	FA	Fully Assembled in Carton		\$60

NOTES

- Ships knocked down.
- For BW and FA Freight Options, minimum quantities apply, please check with Sales Support for details.
- All other features are dependant on the control specified. Please refer to Control Choice on page 8 for full description of available features.
- This product meets the requirements set forth in ANSI/ BIFMA X5.1-2011 and is warranted for users up to 325 lbs.
- Dimensions are dependant on options selected. Product can be configured to comply with BIFMA G1-2002 Guidelines.
- *Composite base and casters will be substituted if these options are selected.

TO ORDER SIMPLY FILL IN THE BLANKS

82	0			FM-BMESH			
SERIES	BACK STYLE	CONTROL	ARM	BACK MESH	OPTIONS	FREIGHT OPTION	FABRIC CODE
					For additional options separate with (-) hyphen.		Please refer to allseating.com for fabric codes.

INFO
AVR
CHIROFORM
DOVE
ENTAIL
FLUID
FOSTER
HALSA
INERTIA
JIF
LEVO
M.O.
MULTI
PRESTO
RAINBOW
RAY
REQUISITE
THERAPOD
TUCK
TWIST
VIVA
YOU
ZIP



FLUID® BASIC STOOL

DESIGN | ALLSEATING
GSA SIN | 711-19

BASE PRICE | \$902
82019-NA

Grade 1/COM	Grade 2	Grade 3	Grade 4/COL	Grade 5	Grade 6	Grade 7	Grade 8	Leather 1	Leather 2	Leather 3
\$902	\$918	\$930	\$947	\$970	\$1,009	\$1,057	\$1,108	\$1,142	\$1,176	\$1,279

FEATURES

- Polyester co-polymer elastomeric mesh
- 8" cylinder
- Composite base
- Molded seat foam
- For arm features and travel specifications, see page 16
- Optional height adjustable lumbar: 2" with flexible depth
- Carpet casters

DIMENSIONS

- Overall: 44" - 51.75"H | 28.5"W | 24.5"D
- Upholstered: 17.25" - 21"H | 21"W | 19.75"D
- Back: 24.5"H | 19.5"W
- COM Seat: 0.75 yd.
- Overall 10" Stool Package: 44.75" - 55.25"H | 28.5"W | 24.5"D

SERIES	82	Fluid Basic	72HR	\$
BACK STYLE	0	Midback	•	-
CONTROL	19	Basic Stool (B2)	•	-
ARM	NA	No Arm	•	-
	T2	Task 2 Arm (Available with AWK or AWL)	•	\$105
	4D	4 Dimensional Arm (Available with AWK or AWL)	•	\$125
BACK MESH	FM-BMESH	Fluid Basic Mesh Black	•	-
OPTIONS	AWK	Adjustable Width Bracket (Knob)	•	\$29
	AWL	Adjustable Width Brackets (Lever)	•	\$39
	H	Hard Surface Casters	•	\$28
	LP	Lumbar Plus	•	\$96
	10	10" Stool Package	•	\$34
FREIGHT OPTIONS	KD	Knocked Down		-
	BW	Blanket Wrapped - Fully Assembled		\$40
	FA	Fully Assembled in Carton		\$60

NOTES

- Ships knocked down.
- For BW and FA Freight Options, minimum quantities apply, please check with Sales Support for details.
- All other features are dependant on the control specified. Please refer to Control Choice on page 8 for full description of available features.
- This product meets the requirements set forth in ANSI/BIFMA X5.1-2011 and is warranted for users up to 325 lbs.
- Dimensions are dependant on options selected. Product can be configured to comply with BIFMA G1-2002 Guidelines.

TO ORDER SIMPLY FILL IN THE BLANKS

82	-	0	-	19	-		-	FM-BMESH	-		-	
SERIES		BACK STYLE		CONTROL		ARM		BACK MESH		OPTIONS For additional options separate with (-) hyphen.		FREIGHT OPTION
												FABRIC CODE Please refer to allseating.com for fabric codes.

INFO
AVR
CHIROFORM
DOVE
ENTAIL
FLUID
FOSTER
HALSA
INERTIA
JIF
LEVO
M.O.
MULTI
PRESTO
RAINBOW
RAY
REQUISITE
THERAPOD
TUCK
TWIST
VIVA
YOU
ZIP

FLUID® BASIC SIDE

DESIGN | ALLSEATING
GSA SIN | 711-19



BASE PRICE \$338										
82054-NA										
Grade 1/COM	Grade 2	Grade 3	Grade 4/COL	Grade 5	Grade 6	Grade 7	Grade 8	Leather 1	Leather 2	Leather 3
\$338	\$354	\$366	\$383	\$406	\$445	\$493	\$544	\$578	\$612	\$715

FEATURES

- Polyester co-polymer elastomeric mesh
- Upholstered seat
- Black non-marring glides
- Stacks 5 on the Floor
- Stacks 2 high with casters
- Stack 10 on Dolly
- (casters cannot go on dolly)

DIMENSIONS

- Overall No Arm: 32"H | 18"W | 24"D
- Seat: 17.5" | 18"W | 18.5"D
- Back: 14.5"H | 18"W
- COM: 0.75 yd.
- Overall with Arm: 32"H | 24"W | 23"D
- Fully Loaded on Dolly: 66"H | 24"W | 36"D

SERIES	82	Fluid Basic	72HR	\$
BACK STYLE	0	Midback		-
LEG	54	4 Leg		-
ARM	NA	No Arm		-
	WA	Fluid Side Arm		\$45
FRAME FINISH	SIL	Silver	•	-
	BK	Black	•	-
	MG	Metallic Gunmetal		-
BACK MESH	FM-BMESH	Fluid Basic Mesh Black	•	-
OPTIONS	CA	Carpet Casters	•	\$45
	TC	Tile Casters	•	\$53
	GBWA	Ganging Brackets with Arms	•	\$35
	GBNA	Ganging Brackets No Arms	•	\$30
	CL	CAL TB133		\$90
FREIGHT OPTIONS	FA	Fully Assembled in Carton		-

	Fluid Dolly-10	Please ensure Dolly has separate model/line item with quantities specified	\$340
--	-----------------------	--	-------

NOTES

- For orders of less than 2, a cartoning surcharge of \$22 net will be incurred per order.
- This product meets the requirements set forth in ANSI/BIFMA X5.1-2011 and is warranted for users up to 325 lbs.
- Dimensions are dependant on options selected. Product can be configured to comply with BIFMA G1-2002 Guidelines.

TO ORDER SIMPLY FILL IN THE BLANKS

82	0	54			FM-BMESH		FA	
SERIES	BACK STYLE	LEG	ARM	FRAME FINISH	BACK MESH	OPTIONS For additional options separate with (-) hyphen.	FREIGHT OPTION	FABRIC CODE Please refer to allseating.com for fabric codes.

INFO
A/R
CHIROFORM
DOVE
ENTAIL
FLUID
FOSTER
HALSA
INERTIA
JIF
LEVO
M.O.
MULTI
PRESTO
RAINBOW
RAY
REQUISITE
THERAPOD
TUCK
TWIST
VIVA
YOU
ZIP



FLUID[®] TASK

DESIGN | ALLSEATING
GSA SIN | 711-18

BASE PRICE \$1,086											
81040-NA											
Mesh Seat & Mesh Back	Grade 1/ COM	Grade 2	Grade 3	Grade 4/ COL	Grade 5	Grade 6	Grade 7	Grade 8	Leather 1	Leather 2	Leather 3
\$1,086	\$996	\$1,012	\$1,024	\$1,041	\$1,064	\$1,103	\$1,151	\$1,202	\$1,236	\$1,270	\$1,373

FEATURES

- Polyester co-polymer elastomeric mesh
- 4.25" cylinder
- Black nylon base
- Molded seat foam
- For arm features and travel specifications, see page 16
- Optional height adjustable lumbar: 2" with flexible depth
- Carpet casters

DIMENSIONS

- Overall: 39.5"- 43"H | 28.5"W | 24"D
- Seat Mesh: 17.5"- 21.25"H | 21"W | 19.75"D
- Upholstered: 17.25"- 21"H | 21"W | 19.75"D
- Back: 24.5"H | 19.5"W
- COM Seat: 0.75 yd.

NOTES

- Ships knocked down.
- For BW and FA Freight Options, minimum quantities apply, please check with Sales Support for details.
- All other features are dependant on the control specified. Please refer to Control Choice on page 8 for full description of available features.
- This product meets the requirements set forth in ANSI/ BIFMA X5.1-2011 and is warranted for users up to 325 lbs.
- Dimensions are dependant on options selected. Product can be configured to comply with BIFMA G1-2002 Guidelines.
- Composite base and casters will be substituted if these options are selected.

SERIES	81	Fluid	72HR	\$
BACK STYLE	0	Midback	•	-
CONTROL	40	Synchro Tilt (ST)	•	-
	66	Deluxe Synchro Tilt 3 (DST3) NOT ON GSA CONTRACT	•	\$90
	12	Deluxe Synchro Tilt (DST)	•	\$146
	18	Synchro Tilt w/back angle (DST2)	•	\$230
ARM	NA	No Arm	•	-
	T2	Task 2 Arm	•	\$105
	4D	4 Dimensional Arm	•	\$125
	MF	Multi-functional Arm (width adjustment incl.) See page 16	•	\$150
	TW	Twister Arm	•	\$174
BACK OPEN MESH	10B	Ebony	•	-
	20B	Cobalt	•	-
	50B	Silica	•	-
	60B	Sandstone	•	-
	70B	Dark Grey	•	-
	80B	Herbal Green	•	-
	10HCB	Black Honey Comb	•	-
	IR	Iron (Not available on mesh seat)	•	\$25
	PT	Platinum (Not available on mesh seat)	•	\$25
BACK CLOSED MESH	7CB	Black/White	•	\$39
SEAT UPHOLSTERED	-			-\$90
SEAT OPEN MESH	10S	Ebony	•	-
	20S	Cobalt		-
	50S	Silica		-
	60S	Sandstone		-
	10HCS	Black Honey Comb		-
SEAT CLOSED MESH	7CS	Black/White	•	\$26
OPTIONS	AWK	Adjustable Width Bracket (Knob)	•	\$29
	HAB	High Profile Aluminum Base w/65mm Casters	•	\$60
	LH	65mm (2.5") Hard Surface Casters	•	\$30
	SS	Seat Slider	•	\$79
	LP	Lumbar Plus	•	\$96
	HR	Head Rest	•	\$75
	LS	Low Seat Height with 5" Travel* (N/A with HAB)		\$50
FREIGHT OPTIONS	KD	Knocked Down		-
	BW	Blanket Wrapped - Fully Assembled		\$40
	FA	Fully Assembled in Carton		\$60


TO ORDER SIMPLY FILL IN THE BLANKS

81	-	0	-		-		-		-		-		-		
SERIES		BACK STYLE		CONTROL		ARM		BACK MESH		SEAT MESH/UPH <small>No code required for upholstered seat.</small>		OPTIONS <small>For additional options separate with (-) hyphen.</small>		FREIGHT OPTION	FABRIC CODE <small>Please refer to allseating.com for fabric codes.</small>

INFO
AVR
CHIROFORM
DOVE
ENTAIL
FLUID
FOSTER
HALSA
INERTIA
JIF
LEVO
M.O.
MULTI
PRESTO
RAINBOW
RAY
REQUISITE
THERAPOD
TUCK
TWIST
VIVA
YOU
ZIP

FLUID[®] SIDE

DESIGN | ALLSEATING
GSA SIN | 711-19



FEATURES

- Polyester co-polymer elastomeric mesh
- Upholstered seat
- Black non-marring glides
- Stacks 5 on the Floor
- Stacks 2 high with casters
- Stack 10 on Dolly (casters cannot go on dolly)

DIMENSIONS

- Overall No Arm: 32"H | 18"W | 24"D
- Seat: 17.5" | 18"W | 18.5"D
- Back: 14.5"H | 18"W
- COM: 0.75 yd.
- Overall with Arm: 32"H | 24"W | 24"D
- Fully Loaded on Dolly: 66"H | 24"W | 36"D

BASE PRICE \$372										
81054-NA										
Grade 1/COM	Grade 2	Grade 3	Grade 4/COL	Grade 5	Grade 6	Grade 7	Grade 8	Leather 1	Leather 2	Leather 3
\$372	\$388	\$400	\$417	\$440	\$479	\$527	\$578	\$612	\$646	\$749

SERIES	81	Fluid	72HR	\$
BACK STYLE	0	Midback	•	-
LEG	54	4 Leg	•	-
ARM	NA	No Arm	•	-
	WA	Fluid Side Arm	•	\$45
FRAME FINISH	SIL	Silver	•	-
	BK	Black	•	-
	MG	Metallic Gunmetal	•	-
BACK OPEN MESH	10B	Ebony	•	-
	20B	Cobalt	•	-
	50B	Silica	•	-
	60B	Sandstone	•	-
	70B	Dark Grey	•	-
	80B	Herbal Green	•	-
	IR	Iron	•	\$25
	PT	Platinum	•	\$25
	10HCB	Black Honey Comb	•	-
BACK CLOSED MESH	7CB	Black/White	•	\$39
OPTIONS	CA	Carpet Casters	•	\$45
	TC	Tile Casters	•	\$53
	GBWA	Ganging Brackets with Arms	•	\$35
	GBNA	Ganging Brackets No Arms	•	\$30
FREIGHT OPTIONS	CL	CAL TB133		\$90
	FA	Fully Assembled in Carton		-

	Fluid Dolly-10	Please ensure Dolly has separate model/line item with quantities specified	\$340
--	----------------	--	-------

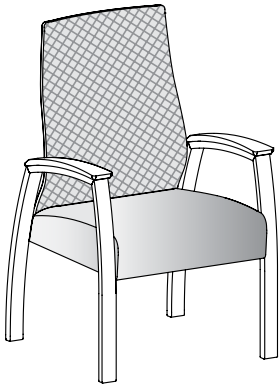
NOTES

- For orders of less than 2, a cartoning surcharge of \$22 net will be incurred per order.
- This product meets the requirements set forth in ANSI/BIFMA X5.1-2011 and is warranted for users up to 325 lbs.
- Dimensions are dependant on options selected. Product can be configured to comply with BIFMA G1-2002 Guidelines.

TO ORDER SIMPLY FILL IN THE BLANKS

81	-	0	-	54	-		-		-		-	FA	-		
SERIES		BACK STYLE		LEG		ARM		FRAME FINISH		BACK MESH		OPTIONS		FREIGHT OPTION	FABRIC CODE
												For additional options separate with (-) hyphen.			Please refer to allseating.com for fabric codes.

INFO
A/R
CHIROFORM
DOVE
ENTAIL
FLUID
FOSTER
HALSA
INERTIA
JIF
LEVO
M.O.
MULTI
PRESTO
RAINBOW
RAY
REQUISITE
THERAPOD
TUCK
TWIST
VIVA
YOU
ZIP



FOSTER™ PATIENT

DESIGN | ALLSEATING
GSA SIN | 71-316

FEATURES

- Clean Out Areas
- 16 Gauge Tubular Steel Frame
- Steel Seat Frame
- High Density Seat Foam
- Latex, lead and mercury free
- Flex Back
- Active Seat Suspension
- Wallsaver Frame Design
- Optional Ganging Kit
- Black non-marring polyethylene glides

DIMENSIONS

- OVERALL: 40.5"H | 26"W | 24.75"D
- Seat: 18"H | 21"W | 19"D
- Back: 22.5"H | 21"W
- Arm: 26.25"H
- COM Seat: 1 yard
- COM Back: 1.75 yards
- COM Closed Arm: 0.75 yard

NOTES

- 39 lbs. | 45 lbs. with Closed Arms.
- Warranted for users up to 500 lbs.
- When graded in combination upholstery is selected, use the highest grade upholstery selected. Please provide the fabrics specified and a description of where each fabric is to be applied on the product.
- This product meets the requirements set forth in ANSI/BIFMA HCF8.1.
- Shipped ready to assemble.
- Order less than \$5000 list are shipped at a flat rate of \$125 net.
- For Fully Assembled Blanket Wrapped products contact Sales Support. Minimum quantity guidelines will apply.
- Minimum order quantities apply to 5 Day Express shipping, contact Sales Support for details.

BASE PRICE | \$1,079

F1110-OA

A highback chair that balances comfort and durability. Features a steel frame construction, webbed seat suspension and sloped arms to enhance support. A breathable mesh back option can improve circulation and airflow.

Suggested Applications:
Exam Rooms, Patient Rooms, Resident Rooms.

Code	Grade 1/ COM	Grade 2	Grade 3	Grade 4/ COL	Grade 5	Grade 6	Grade 7	Grade 8	Leather 1	Leather 2	Leather 3
F0110-OA	\$1,191	\$1,212	\$1,228	\$1,251	\$1,282	\$1,333	\$1,397	\$1,465	\$1,511	\$1,556	\$1,693
F1110-OA	\$1,079	\$1,137	\$1,181	\$1,244	\$1,329	\$1,470	\$1,646	\$1,833	\$1,958	\$2,083	\$2,460
F0610-OA	\$1,284	\$1,305	\$1,321	\$1,344	\$1,375	\$1,426	\$1,490	\$1,558	\$1,604	\$1,649	\$1,786
F1610-OA	\$1,172	\$1,230	\$1,274	\$1,337	\$1,422	\$1,563	\$1,739	\$1,926	\$2,051	\$2,176	\$2,553
CA	\$242	\$258	\$270	\$287	\$310	\$349	\$397	\$448	\$482	\$516	\$619

SERIES	FO	Patient Mesh	5D	\$
	F1	Patient Upholstered	•	\$
BACK STYLE	1	Highback 41"	•	VAR
	6	Highback 44"		VAR
LEG	10	Single	•	-
ARM	OA	Open Arm	•	-
	CA	Closed Arm		VAR
ARM CAP FINISH	NC	No Cap		-
	TP	Taupe Polyurethane	•	\$70
	GR	Grey Polyurethane	•	\$70
	BK	Black Polyurethane	•	\$70
	HRM	Hard Rock Maple Wood Cap	•	\$120
	CAN	Candlelight Wood Cap	•	\$120
	RC	Rustic Cherry Wood Cap	•	\$120
	SF	Summer Flame Wood Cap	•	\$120
FRAME FINISH	CB	Cherry Blossom Wood Cap	•	\$120
	CP	Chocolate Pear Wood Cap	•	\$120
	BM	Bronze Matte	•	-
	SVR	Silver	•	-
	BK	Black		\$40
	MG	Metallic Gunmetal		\$40
	PW	Pearlescent White		\$40
BACK MESH (If Applicable)	10B	Silver	•	-
	20B	Cobalt	•	-
	50B	Silica	•	-
	60B	Sandstone	•	-
	70B	Dark Grey	•	-
	80B	Herbal Green	•	-
	IR	Iron	•	\$25
	PT	Platinum	•	\$25
OPTIONS	DC	2" Cleanout		\$100
	MB	Moisture Barrier (Seat only)		\$85
	CL	CAL TB133 (MESH)		\$90
	CL	CAL TB133 (UPH)		\$105
	GB	Ganging Kit (Set of 2)		\$50
FREIGHT OPTIONS	KD	Knocked Down		-

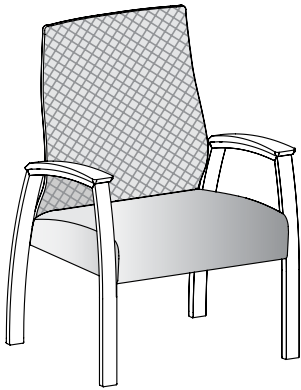
TO ORDER SIMPLY FILL IN THE BLANKS

- - **10** - - - - - - **KD** - -

SERIES **BACK STYLE** **LEG** **ARM** **ARM CAP FINISH** **FRAME FINISH** **OPTIONS** **FREIGHT OPTION** **FABRIC CODE - SEAT** **FABRIC CODE - BACK & CLOSED ARM**

For additional options separate with (-) hyphen. Please refer to allseating.com for fabric codes.

INFO
AVR
CHIROFORM
DOVE
ENTAIL
FLUID
FOSTER
HASSA
INERTIA
JIF
LEVO
M.O.
MULTI
PRESTO
RAINBOW
RAY
REQUISITE
THERAPOD
TUCK
TWIST
VIVA
YOU
ZIP



FOSTER™ PATIENT WIDE

DESIGN | ALLSEATING
GSA SIN | 71-316

FEATURES

- Clean Out Areas
- 16 Gauge Tubular Steel Frame
- Steel Seat Frame
- High Density Seat Foam
- Latex, lead and mercury free
- Flex Back
- Active Seat Suspension
- Wallsaver Frame Design
- Optional Ganging Kit
- Black non-marring polyethylene glides

DIMENSIONS

- OVERALL: 40.5"H | 29"W | 24.75"D
- Seat: 18"H | 24"W | 19"D
- Back: 22.5"H | 24"W
- Arm: 26.25"H
- COM Seat: 1 yard
- COM Back: 1.75 yards
- COM Closed Arm: 0.75 yard

NOTES

- 40 lbs. | 47 lbs. with Closed Arms.
- Warranted for users up to 500 lbs.
- When graded in combination upholstery is selected, use the highest grade upholstery selected. Please provide the fabrics specified and a description of where each fabric is to be applied on the product.
- This product meets the requirements set forth in ANSI/BIFMA HCF8.1.
- Shipped ready to assemble.
- Order less than \$5000 list are shipped at a flat rate of \$125 net.
- For Fully Assembled Blanket Wrapped products contact Sales Support. Minimum quantity guidelines will apply.
- Minimum order quantities apply to 5 Day Express shipping, contact Sales Support for details.

BASE PRICE | \$1,151

F1310-OA

A wider version of our patient chair with a breathable mesh back option. Features a steel frame construction, webbed seat suspension and sloped arms to enhance comfort. Seat width is 24" between the arms.

Suggested Applications:
Exam Rooms, Patient Rooms, Resident Rooms.

Code	Grade 1/ COM	Grade 2	Grade 3	Grade 4/ COL	Grade 5	Grade 6	Grade 7	Grade 8	Leather 1	Leather 2	Leather 3
F0310-OA	\$1,263	\$1,284	\$1,300	\$1,323	\$1,354	\$1,405	\$1,469	\$1,537	\$1,583	\$1,628	\$1,765
F1310-OA	\$1,151	\$1,209	\$1,253	\$1,316	\$1,401	\$1,542	\$1,718	\$1,905	\$2,030	\$2,155	\$2,532
F0710-OA	\$1,335	\$1,356	\$1,372	\$1,395	\$1,426	\$1,477	\$1,541	\$1,609	\$1,655	\$1,700	\$1,837
F1710-OA	\$1,223	\$1,281	\$1,325	\$1,388	\$1,473	\$1,614	\$1,790	\$1,977	\$2,102	\$2,227	\$2,604
CA	\$242	\$258	\$270	\$287	\$310	\$349	\$397	\$448	\$482	\$516	\$619

SERIES	FO	Patient Mesh	5D	\$	
	F1	Patient Upholstered		\$	
BACK STYLE	3	Highback Wide 41"		VAR	
	7	Highback Wide 44"		VAR	
LEG	10	Single		-	
ARM	OA	Open Arm		-	
	CA	Closed Arm		VAR	
ARM CAP FINISH	NC	No Cap		-	
	TP	Taupe Polyurethane		\$70	
	GR	Grey Polyurethane		\$70	
	BK	Black Polyurethane		\$70	
	HRM	Hard Rock Maple Wood Cap		\$120	
	CAN	Candlelight Wood Cap		\$120	
	RC	Rustic Cherry Wood Cap		\$120	
	SF	Summer Flame Wood Cap		\$120	
FRAME FINISH	CB	Cherry Blossom Wood Cap		\$120	
	CP	Chocolate Pear Wood Cap		\$120	
	BM	Bronze Matte		-	
	SVR	Silver		-	
	BK	Black		\$40	
	MG	Metallic Gunmetal		\$40	
	PW	Pearlescent White		\$40	
	BACK MESH (If Applicable)	10B	Silver		-
20B		Cobalt		-	
50B		Silica		-	
60B		Sandstone		-	
70B		Dark Grey		-	
80B		Herbal Green		-	
IR		Iron		\$25	
PT		Platinum		\$25	
OPTIONS		DC	2" Cleanout		\$100
		MB	Moisture Barrier (Seat only)		\$85
	CL	CAL TB133 (MESH)		\$90	
	CL	CAL TB133 (UPH)		\$105	
	GB	Ganging Kit (Set of 2)		\$50	
FREIGHT OPTIONS	KD	Knocked Down		-	

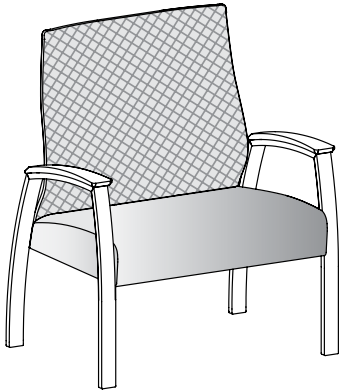
TO ORDER SIMPLY FILL IN THE BLANKS

- - **10** - - - - - **KD** - -

SERIES **BACK STYLE** **LEG** **ARM** **ARM CAP FINISH** **FRAME FINISH** **OPTIONS** **FREIGHT OPTION** **FABRIC CODE - SEAT** **FABRIC CODE - BACK & CLOSED ARM**

For additional options separate with (-) hyphen. Please refer to allseating.com for fabric codes.

INFO
AVR
CHIROFORM
DOVE
ENTAIL
FLUID
FOSTER
HALSA
INERTIA
JIF
LEVO
M.O.
MULTI
PRESTO
RAINBOW
RAY
REQUISITE
THERAPOD
TUCK
TWIST
VIVA
YOU
ZIP



FOSTER™ PATIENT PLUS

DESIGN | ALLSEATING
GSA SIN | 71-316

FEATURES

- Clean Out Areas
- 16 Gauge Tubular Steel Frame
- Steel Seat Frame
- High Density Seat Foam
- Latex, lead and mercury free
- Flex Back
- Active Seat Suspension
- Wallsaver Frame Design
- Optional Ganging Kit
- Black non-marring polyethylene glides

DIMENSIONS

- OVERALL: 40.5"H | 35"W | 24.75"D
- Seat: 18"H | 30"W | 19"D
- Back: 22.5"H | 30"W
- Arm: 26.25"H
- COM Seat: 1 yard
- COM Back: 1.75 yards
- COM Closed Arm: 0.75 yard

NOTES

- 44 lbs. | 51 lbs. with Closed Arms
- Warranted for users up to 750 lbs.
- When graded in combination upholstery is selected, use the highest grade upholstery selected. Please provide the fabrics specified and a description of where each fabric is to be applied on the product.
- This product meets the requirements set forth in ANSI/BIFMA HCF8.1.
- Shipped ready to assemble.
- Order less than \$5000 list are shipped at a flat rate of \$125 net.
- For Fully Assembled Blanket Wrapped products contact Sales Support. Minimum quantity guidelines will apply.
- Minimum order quantities apply to 5 Day Express shipping, contact Sales Support for details.

BASE PRICE | \$1,244
F1510-OA

A plus version of our patient chair with a breathable mesh back option. Features a steel frame construction, webbed seat suspension and sloped arms to enhance comfort. Seat width is 30" between the arms and supports up to 750lbs.

Suggested Applications: Waiting Areas, Dining Room, Exam Rooms, Patient Rooms, Guest Seating, Resident Rooms.

Code	Grade 1/COM	Grade 2	Grade 3	Grade 4/COL	Grade 5	Grade 6	Grade 7	Grade 8	Leather 1	Leather 2	Leather 3
F0510-OA	\$1,355	\$1,376	\$1,392	\$1,415	\$1,446	\$1,497	\$1,561	\$1,629	\$1,675	\$1,720	\$1,857
F1510-OA	\$1,244	\$1,302	\$1,346	\$1,409	\$1,494	\$1,635	\$1,811	\$1,998	\$2,123	\$2,248	\$2,625
F0810-OA	\$1,561	\$1,582	\$1,598	\$1,621	\$1,652	\$1,703	\$1,767	\$1,835	\$1,881	\$1,926	\$2,063
F1810-OA	\$1,449	\$1,507	\$1,551	\$1,614	\$1,699	\$1,840	\$2,016	\$2,203	\$2,328	\$2,453	\$2,830
CA	\$242	\$258	\$270	\$287	\$310	\$349	\$397	\$448	\$482	\$516	\$619

SERIES	FO	Patient Mesh	5D	\$
	F1	Patient Upholstered		\$
BACK STYLE	5	Highback Plus 41"		VAR
	8	Highback Plus 44"		VAR
LEG	10	Single		-
ARM	OA	Open Arm		-
	CA	Closed Arm		VAR
ARM CAP FINISH	NC	No Cap		-
	TP	Taupe Polyurethane		\$70
	GR	Grey Polyurethane		\$70
	BK	Black Polyurethane		\$70
	HRM	Hard Rock Maple Wood Cap		\$120
	CAN	Candlelight Wood Cap		\$120
	RC	Rustic Cherry Wood Cap		\$120
	SF	Summer Flame Wood Cap		\$120
FRAME FINISH	CB	Cherry Blossom Wood Cap		\$120
	CP	Chocolate Pear Wood Cap		\$120
	BM	Bronze Matte		-
	SVR	Silver		-
	BK	Black		\$40
	MG	Metallic Gunmetal		\$40
	PW	Pearlescent White		\$40
	BACK MESH (If Applicable)	10B	Silver	
20B		Cobalt		-
50B		Silica		-
60B		Sandstone		-
70B		Dark Grey		-
80B		Herbal Green		-
IR		Iron		\$25
PT		Platinum		\$25
OPTIONS	DC	2" Cleanout		\$100
	MB	Moisture Barrier (Seat only)		\$85
	CL	CAL TB133 (MESH)		\$90
	CL	CAL TB133 (UPH)		\$105
	GB	Ganging Kit (Set of 2)		\$50
FREIGHT OPTIONS	KD	Knocked Down		-

TO ORDER SIMPLY FILL IN THE BLANKS

- - **10** - - - - - **KD** - -

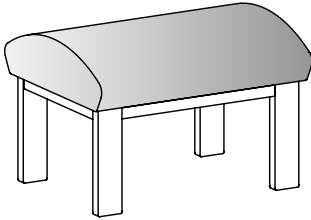
SERIES **BACK STYLE** **LEG** **ARM** **ARM CAP FINISH** **FRAME FINISH** **OPTIONS** **FREIGHT OPTION** **FABRIC CODE - SEAT** **FABRIC CODE - BACK & CLOSED ARM**

For additional options separate with (-) hyphen. Please refer to allseating.com for fabric codes.

INFO
AVR
CHIROFORM
DOVE
ENTAIL
FLUID
FOSTER
HALSA
INERTIA
JIF
LEVO
M.O.
MULTI
PRESTO
RAINBOW
RAY
REQUISITE
THERAPOD
TUCK
TWIST
VIVA
YOU
ZIP

FOSTER™ OTTOMAN

DESIGN | ALLSEATING
GSA SIN | 711-16



BASE PRICE | \$540
F3X44

A complementary ottoman offers a supportive spot to rest your feet.

Code	Grade 1/ COM	Grade 2	Grade 3	Grade 4/ COL	Grade 5	Grade 6	Grade 7	Grade 8	Leather 1	Leather 2	Leather 3
F3X44	\$540	\$556	\$568	\$585	\$608	\$647	\$695	\$746	\$780	\$814	\$917

FEATURES

- 16 Gauge Tubular Steel Frame
- Multi Layered High Density Seat Foam
- Latex, lead and mercury free
- Black non-marring polyethylene glides

SERIES	F3	Bench	5D	\$
BACK STYLE	X	No Back		-
LEG	44	Ottoman		-
FRAME FINISH	BM	Bronze Matte		-
	SVR	Silver		-
	BK	Black		\$40
	MG	Metallic Gunmetal		\$40
	PW	Pearlescent White		\$40
OPTIONS	MB	Moisture Barrier (Seat only)		\$85
	CL	CAL TB133		\$90
FREIGHT OPTIONS	KD	Knocked Down		-

DIMENSIONS

- OVERALL: 13"H | 20"W | 14"D
- COM Seat: 0.75 yard

NOTES

- 12 lbs.
- Warranted for users up to 325 lbs/seat.
- Minimum order quantities apply to 5 Day Express shipping, contact Sales Support for details.

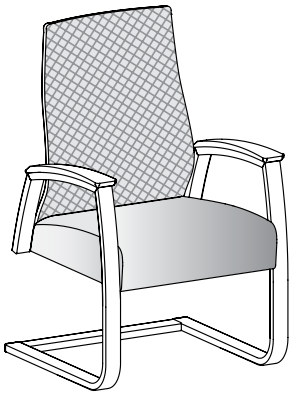
TO ORDER SIMPLY FILL IN THE BLANKS

F3 -
 X -
 44 -
 -
 -
 KD -
 -

SERIES **BACK STYLE** **LEG** **FRAME FINISH** **OPTIONS** **FREIGHT OPTION** **FABRIC CODE - SEAT** **FABRIC CODE - BACK & CLOSED ARM**

For additional options separate with (-) hyphen. Please refer to allseating.com for fabric codes.

INFO
AVR
CHAIRFORM
DOVE
ENTAIL
FLUID
FOSTER
HALSA
INERTIA
JIF
LEVO
M.O.
MULTI
PRESTO
RAINBOW
RAY
REQUISITE
THERAPOD
TUCK
TWIST
VIVA
YOU
ZIP



FOSTER™ SLED

DESIGN | ALLSEATING
GSA SIN | 71-316

FEATURES

- Clean Out Areas
- Tubular Steel Frame
- Steel Seat Frame
- High Density Seat Foam
- Latex, lead and mercury free
- Flex Back
- Active Seat Suspension
- Anti-Tip Glides
- Optional Ganging Kit
- Black non-marring nylon glides

DIMENSIONS

- OVERALL: 40.5"H | 26"W | 24.75"D
- Seat: 18"H | 21"W | 19"D
- Back: 22.5"H | 21"W
- Arm: 26.25"H
- COM Seat: 1 yard
- COM Back: 1.75 yards
- COM Closed Arm: 0.75 yard

NOTES

- 43 lbs. | 49 lbs. with Closed Arms.
- Warranted for users up to 500 lbs.
- When graded in combination upholstery is selected, use the highest grade upholstery selected. Please provide the fabrics specified and a description of where each fabric is to be applied on the product.
- This product meets the requirements set forth in ANSI/BIFMA HCF8.1.
- Shipped ready to assemble.
- Order less than \$5000 list are shipped at a flat rate of \$125 net.
- For Fully Assembled Blanket Wrapped products contact Sales Support. Minimum quantity guidelines will apply.
- Minimum order quantities apply to 5 Day Express shipping, contact Sales Support for details.

BASE PRICE | \$1,374
F1111-OA

Our highly supportive patient chair with a sled base for increased flex in the back. Features a steel frame construction, webbed seat suspension and sloped arms to enhance support. Comes with a lightweight, breathable mesh back option to enhance circulation.

Suggested Applications:
Exam Rooms, Patient Rooms, Resident Rooms.

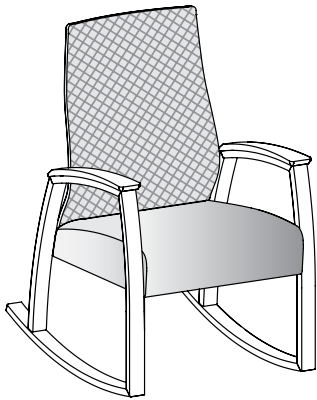
Code	Grade 1/COM	Grade 2	Grade 3	Grade 4/COL	Grade 5	Grade 6	Grade 7	Grade 8	Leather 1	Leather 2	Leather 3
F0111-OA	\$1,486	\$1,507	\$1,523	\$1,546	\$1,577	\$1,628	\$1,692	\$1,760	\$1,806	\$1,851	\$1,988
F1111-OA	\$1,374	\$1,432	\$1,476	\$1,539	\$1,624	\$1,765	\$1,941	\$2,128	\$2,253	\$2,378	\$2,755
F0611-OA	\$1,579	\$1,600	\$1,616	\$1,639	\$1,670	\$1,721	\$1,785	\$1,853	\$1,899	\$1,944	\$2,081
F1611-OA	\$1,467	\$1,525	\$1,569	\$1,632	\$1,717	\$1,858	\$2,034	\$2,221	\$2,346	\$2,471	\$2,848
CA	\$242	\$258	\$270	\$287	\$310	\$349	\$397	\$448	\$482	\$516	\$619

SERIES	FO	Patient Mesh	5D	\$
	F1	Patient Upholstered		\$
BACK STYLE	1	Highback 41"		VAR
	6	Highback 44"		VAR
LEG	11	Sled Metal		-
ARM	OA	Open Arm		-
	CA	Closed Arm		VAR
ARM CAP FINISH	TP	Taupe Polyurethane		-
	GR	Grey Polyurethane		-
	BK	Black Polyurethane		-
	HRM	Hard Rock Maple Wood Cap		\$120
	CAN	Candlelight Wood Cap		\$120
	RC	Rustic Cherry Wood Cap		\$120
	SF	Summer Flame Wood Cap		\$120
	CB	Cherry Blossom Wood Cap		\$120
	CP	Chocolate Pear Wood Cap		\$120
FRAME FINISH	BM	Bronze Matte		-
	SVR	Silver		-
	BK	Black		\$40
	MG	Metallic Gunmetal		\$40
	PW	Pearlescent White		\$40
BACK MESH (If Applicable)	10B	Silver		-
	20B	Cobalt		-
	50B	Silica		-
	60B	Sandstone		-
	70B	Dark Grey		-
	80B	Herbal Green		-
	IR	Iron		\$25
	PT	Platinum		\$25
OPTIONS	DC	2" Cleanout		\$100
	MB	Moisture Barrier (Seat only)		\$85
	CL	CAL TB133 (MESH)		\$90
	CL	CAL TB133 (UPH)		\$105
	GB	Ganging Kit (Set of 2)		\$50
FREIGHT OPTIONS	KD	Knocked Down		-

TO ORDER SIMPLY FILL IN THE BLANKS

		11					KD		
SERIES	BACK STYLE	LEG	ARM	ARM CAP FINISH	FRAME FINISH	OPTIONS For additional options separate with (-) hyphen.	FREIGHT OPTION	FABRIC CODE - SEAT Please refer to allseating.com for fabric codes.	FABRIC CODE - BACK & CLOSED ARM

INFO
AVR
CHIROFORM
DOVE
ENTAIL
FLUID
FOSTER
HALSA
INERTIA
JIF
LEVO
M.O.
MULTI
PRESTO
RAINBOW
RAY
REQUISITE
THERAPOD
TUCK
TWIST
VIVA
YOU
ZIP



FOSTER™ ROCKER

DESIGN | ALLSEATING
GSA SIN | 71-316

FEATURES

- Clean Out Areas
- 16 Gauge Tubular Steel Frame
- Steel Seat Frame
- High Density Seat Foam
- Latex, lead and mercury free
- Flex Back
- Active Seat Suspension
- Clear polyurethane rail guard

DIMENSIONS

- OVERALL: 40.5"H | 26"W | 30"D
- Seat: 18"H | 21"W | 19"D
- Back: 22.5"H | 21"W
- Arm: 26.25"H
- COM Seat: 1 yard
- COM Back: 1.75 yards
- COM Closed Arm: 0.75 yard

NOTES

- 43 lbs. | 50 lbs. with Closed Arms
- Warranted for users up to 500 lbs.
- When graded in combination upholstery is selected, use the highest grade upholstery selected. Please provide the fabrics specified and a description of where each fabric is to be applied on the product.
- This product meets the requirements set forth in ANSI/BIFMA HCF8.1.
- Shipped ready to assemble.
- Order less than \$5000 list are shipped at a flat rate of \$125 net.
- For Fully Assembled Blanket Wrapped products contact Sales Support. Minimum quantity guidelines will apply.
- Minimum order quantities apply to 5 Day Express shipping, contact Sales Support for details.

BASE PRICE | \$1,374

F1112-OA

Our highly supportive patient chair with a rocker base inspires a calming motion and relaxing effect. Features a steel frame construction, webbed seat suspension and sloped arms to enhance support.

Suggested Applications:
Exam Rooms, Patient Rooms, Resident Rooms.


Code	Grade 1/COM	Grade 2	Grade 3	Grade 4/COL	Grade 5	Grade 6	Grade 7	Grade 8	Leather 1	Leather 2	Leather 3
F0112-OA	\$1,486	\$1,507	\$1,523	\$1,546	\$1,577	\$1,628	\$1,692	\$1,760	\$1,806	\$1,851	\$1,988
F1112-OA	\$1,374	\$1,432	\$1,476	\$1,539	\$1,624	\$1,765	\$1,941	\$2,128	\$2,253	\$2,378	\$2,755
F0612-OA	\$1,579	\$1,600	\$1,616	\$1,639	\$1,670	\$1,721	\$1,785	\$1,853	\$1,899	\$1,944	\$2,081
F1612-OA	\$1,467	\$1,525	\$1,569	\$1,632	\$1,717	\$1,858	\$2,034	\$2,221	\$2,346	\$2,471	\$2,848
CA	\$242	\$258	\$270	\$287	\$310	\$349	\$397	\$448	\$482	\$516	\$619

SERIES	FO	Patient Mesh	5D	\$
BACK STYLE	F1	Patient Upholstered		\$
	1	Highback 41"		VAR
	6	Highback 44"		VAR
LEG	12	Rocker Metal		-
ARM	OA	Open Arm		-
	CA	Closed Arm		VAR
ARM CAP FINISH	TP	Taupe Polyurethane		-
	GR	Grey Polyurethane		-
	BK	Black Polyurethane		-
	HRM	Hard Rock Maple Wood Cap		\$120
	CAN	Candlelight Wood Cap		\$120
	RC	Rustic Cherry Wood Cap		\$120
	SF	Summer Flame Wood Cap		\$120
	CB	Cherry Blossom Wood Cap		\$120
	CP	Chocolate Pear Wood Cap		\$120
FRAME FINISH	BM	Bronze Matte		-
	SVR	Silver		-
	BK	Black		\$40
	MG	Metallic Gunmetal		\$40
	PW	Pearlescent White		\$40
BACK MESH (If Applicable)	10B	Silver		-
	20B	Cobalt		-
	50B	Silica		-
	60B	Sandstone		-
	70B	Dark Grey		-
	80B	Herbal Green		-
	IR	Iron		\$25
	PT	Platinum		\$25
OPTIONS	DC	2" Cleanout		\$100
	MB	Moisture Barrier (Seat only)		\$85
	CL	CAL TB133 (MESH)		\$90
	CL	CAL TB133 (UPH)		\$105
FREIGHT OPTIONS	KD	Knocked Down		-

TO ORDER SIMPLY FILL IN THE BLANKS

<input type="text"/>	-	<input type="text"/>	-	<input type="text" value="12"/>	-	<input type="text"/>	-	<input type="text"/>	-	<input type="text" value="KD"/>	-	<input type="text"/>	-	<input type="text"/>
SERIES		BACK STYLE		LEG		ARM		ARM CAP FINISH		FRAME FINISH		OPTIONS		FREIGHT OPTION
<p>For additional options separate with (-) hyphen.</p> <p>Please refer to allseating.com for fabric codes.</p>														

INFO
AVR
CHIROFORM
DOVE
ENTAIL
FLUID
FOSTER
HALSA
INERTIA
JIF
LEVO
M.O.
MULTI
PRESTO
RAINBOW
RAY
REQUISITE
THERAPOD
TUCK
TWIST
VIVA
YOU
ZIP



FOSTER™ HIP CHAIR

DESIGN | ALLSEATING
GSA SIN | 71-316

FEATURES

- Clean Out Areas
- 16 Gauge Tubular Steel Frame
- Steel Seat Frame
- Non-slip surface on foot rail
- High Density Seat Foam
- Latex, lead and mercury free
- Flex Back
- Active Seat Suspension
- Black non-marring polyethylene glides

DIMENSIONS

- OVERALL: 40.5"H | 26"W | 24.75"D
- Seat: 24"H | 21"W | 19"D
- Back: 16.5"H | 21"W
- Arm: 32.25"H
- COM Seat: 1 yard
- COM Back: 1.75 yards
- COM Closed Arm: 0.75 yard

NOTES

- 45 lbs. | 52 lbs. with Closed Arms
- Warranted for users up to 500 lbs.
- When graded in combination upholstery is selected, use the highest grade upholstery selected. Please provide the fabrics specified and a description of where each fabric is to be applied on the product.
- This product meets the requirements set forth in ANSI/BIFMA HCF8.1.
- Shipped ready to assemble.
- Order less than \$5000 list are shipped at a flat rate of \$125 net.
- For Fully Assembled Blanket Wrapped products contact Sales Support. Minimum quantity guidelines will apply.
- Minimum order quantities apply to 5 Day Express shipping, contact Sales Support for details.

BASE PRICE | \$1,374
F1013-OA

Description: Our highly supportive patient chair at an easy-access height to minimize risk of injury. Features a steel frame construction, webbed seat suspension and sloped arms to enhance support. Comes with a lightweight, breathable mesh back option to enhance circulation.

Suggested Applications: Exam Rooms, Patient Rooms, Resident Rooms.

Code	Grade 1/COM	Grade 2	Grade 3	Grade 4/COL	Grade 5	Grade 6	Grade 7	Grade 8	Leather 1	Leather 2	Leather 3
F0013-OA	\$1,486	\$1,507	\$1,523	\$1,546	\$1,577	\$1,628	\$1,692	\$1,760	\$1,806	\$1,851	\$1,988
F1013-OA	\$1,374	\$1,432	\$1,476	\$1,539	\$1,624	\$1,765	\$1,941	\$2,128	\$2,253	\$2,378	\$2,755
CA	\$242	\$258	\$270	\$287	\$310	\$349	\$397	\$448	\$482	\$516	\$619

SERIES	F0	Patient Mesh	5D	\$
	F1	Patient Upholstered		\$
BACK STYLE	0	Midback		VAR
LEG	13	Hip Chair		-
ARM	OA	Open Arm		-
	CA	Closed Arm		VAR
ARM CAP FINISH	TP	Taupe Polyurethane		-
	GR	Grey Polyurethane		-
	BK	Black Polyurethane		-
	HRM	Hard Rock Maple Wood Cap		\$120
	CAN	Candlelight Wood Cap		\$120
	RC	Rustic Cherry Wood Cap		\$120
	SF	Summer Flame Wood Cap		\$120
	CB	Cherry Blossom Wood Cap		\$120
	CP	Chocolate Pear Wood Cap		\$120
FRAME FINISH	BM	Bronze Matte		-
	SVR	Silver		-
	BK	Black		\$40
	MG	Metallic Gunmetal		\$40
	PW	Pearlescent White		\$40
BACK MESH (If Applicable)	10B	Silver		-
	20B	Cobalt		-
	50B	Silica		-
	60B	Sandstone		-
	70B	Dark Grey		-
	80B	Herbal Green		-
	IR	Iron		\$25
	PT	Platinum		\$25
OPTIONS	DC	2" Cleanout		\$100
	MB	Moisture Barrier (Seat only)		\$85
	CL	CAL TB133 (MESH)		\$90
	CL	CAL TB133 (UPH)		\$105
FREIGHT OPTIONS	KD	Knocked Down		-

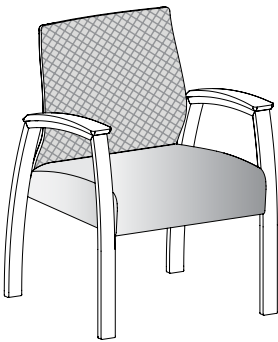
TO ORDER SIMPLY FILL IN THE BLANKS

	0	13					KD		
SERIES	BACK STYLE	LEG	ARM	ARM CAP FINISH	FRAME FINISH	OPTIONS For additional options separate with (-) hyphen.	FREIGHT OPTION	FABRIC CODE - SEAT Please refer to allseating.com for fabric codes.	FABRIC CODE - BACK & CLOSED ARM

INFO
AVR
CHAIRFORM
DOVE
ENTAIL
FLUID
FOSTER
HALSA
INERTIA
JIF
LEVO
M.O.
MULTI
PRESTO
RAINBOW
RAY
REQUISITE
THERAPOD
TUCK
TWIST
VIVA
YOU
ZIP

FOSTER™ GUEST

DESIGN | ALLSEATING
GSA SIN | 711-17



FEATURES

- Clean Out Areas
- 16 Gauge Tubular Steel Frame
- Steel Seat Frame
- High Density Seat Foam
- Latex, lead and mercury free
- Flex Back
- Active Seat Suspension
- Wallsaver Frame Design
- Optional Ganging Kit
- Black non-marring polyethylene glides

DIMENSIONS

- OVERALL: 34"H | 26"W | 24.75"D
- Seat: 18"H | 21"W | 19"D
- Back: 16"H | 21"W
- Arm: 26.25"H
- COM Seat: 1 yard
- COM Back: 1.5 yards
- COM Closed Arm: 0.75 yard

NOTES

- 38 lbs. | 44 lbs. with Closed Arms
- Warranted for users up to 500 lbs.
- When graded in combination upholstery is selected, use the highest grade upholstery selected. Please provide the fabrics specified and a description of where each fabric is to be applied on the product.
- This product meets the requirements set forth in ANSI/BIFMA HCF8.1.
- Shipped ready to assemble.
- Order less than \$5000 list are shipped at a flat rate of \$125 net.
- For Fully Assembled Blanket Wrapped products contact Sales Support. Minimum quantity guidelines will apply.
- Minimum order quantities apply to 5 Day Express shipping, contact Sales Support for details.

BASE PRICE \$1,060		Description: No one likes to wait, but with its webbed seat suspension, and sturdy steel construction, Foster Guest seating makes waiting more comfortable.									
F1010-OA		Suggested Applications: Lobbies, Dining Rooms, Exam Rooms, Resident Rooms.									
Code	Grade 1/COM	Grade 2	Grade 3	Grade 4/COL	Grade 5	Grade 6	Grade 7	Grade 8	Leather 1	Leather 2	Leather 3
F0010-OA	\$1,163	\$1,184	\$1,200	\$1,223	\$1,254	\$1,305	\$1,369	\$1,437	\$1,483	\$1,528	\$1,665
F1010-OA	\$1,060	\$1,113	\$1,153	\$1,210	\$1,288	\$1,415	\$1,575	\$1,745	\$1,859	\$1,973	\$2,315
CA	\$242	\$258	\$270	\$287	\$310	\$349	\$397	\$448	\$482	\$516	\$619

SERIES	FO	Guest Mesh	5D	\$
	F1	Guest Upholstered	•	VAR
BACK STYLE	0	Midback	•	VAR
LEG	10	Single	•	-
ARM	OA	Open Arm	•	-
	CA	Closed Arm		VAR
ARM CAP FINISH	NC	No Cap		-
	TP	Taupe Polyurethane	•	\$70
	GR	Grey Polyurethane	•	\$70
	BK	Black Polyurethane	•	\$70
	HRM	Hard Rock Maple Wood Cap	•	\$120
	CAN	Candlelight Wood Cap	•	\$120
	RC	Rustic Cherry Wood Cap	•	\$120
	SF	Summer Flame Wood Cap	•	\$120
	CB	Cherry Blossom Wood Cap	•	\$120
	CP	Chocolate Pear Wood Cap	•	\$120
FRAME FINISH	BM	Bronze Matte	•	-
	SVR	Silver	•	-
	BK	Black		\$40
	MG	Metallic Gunmetal		\$40
	PW	Pearlescent White		\$40
BACK MESH (If Applicable)	10B	Silver	•	-
	20B	Cobalt	•	-
	50B	Silica	•	-
	60B	Sandstone	•	-
	70B	Dark Grey	•	-
	80B	Herbal Green	•	-
	IR	Iron	•	\$25
	PT	Platinum	•	\$25
OPTIONS	DC	2" Cleanout		\$100
	MB	Moisture Barrier (Seat only)		\$85
	CL	CAL TB133 (MESH)		\$90
	CL	CAL TB133 (UPH)		\$105
	GB	Ganging Kit (Set of 2)		\$50
FREIGHT OPTIONS	KD	Knocked Down		-

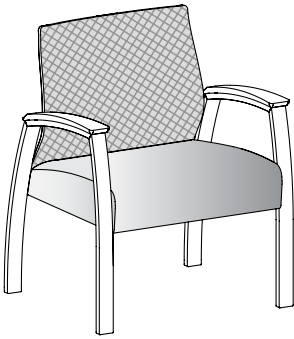
TO ORDER SIMPLY FILL IN THE BLANKS

<input type="text" value=""/>	-	<input type="text" value="0"/>	-	<input type="text" value="10"/>	-	<input type="text" value=""/>	-	<input type="text" value=""/>	-	<input type="text" value=""/>	-	<input type="text" value="KD"/>	-	<input type="text" value=""/>	-	<input type="text" value=""/>	
SERIES		BACK STYLE		LEG		ARM		ARM CAP FINISH		FRAME FINISH		OPTIONS		FREIGHT OPTION		FABRIC CODE - SEAT	FABRIC CODE - BACK & CLOSED ARM
												For additional options separate with (-) hyphen.			Please refer to allseating.com for fabric codes.		

INFO
AVR
CHAIRFORM
DOVE
ENTAIL
FLUID
FOSTER
HALSA
INERTIA
JIF
LEVO
M.O.
MULTI
PRESTO
RAINBOW
RAY
REQUISITE
THERAPOD
TUCK
TWIST
VIVA
YOU
ZIP

FOSTER™ GUEST WIDE

DESIGN | ALLSEATING
GSA SIN | 711-17



FEATURES

- Clean Out Areas
- 16 Gauge Tubular Steel Frame
- Steel Seat Frame
- High Density Seat Foam
- Latex, lead and mercury free
- Flex Back
- Active Seat Suspension
- Wallsaver Frame Design
- Optional Ganging Kit
- Black non-marring polyethylene glides

DIMENSIONS

- OVERALL: 34"H | 29"W | 24.75"D
- Seat: 18"H | 24"W | 19"D
- Back: 16"H | 24"W
- Arm: 26.25"H
- COM Seat: 1 yard
- COM Back: 1.5 yards
- COM Closed Arm: 0.75 yard

NOTES

- 40 lbs. | 46 lbs. with Closed Arms
- Warranted for users up to 500 lbs.
- When graded in combination upholstery is selected, use the highest grade upholstery selected. Please provide the fabrics specified and a description of where each fabric is to be applied on the product.
- This product meets the requirements set forth in ANSI/BIFMA HCF8.1.
- Shipped ready to assemble.
- Order less than \$5000 list are shipped at a flat rate of \$125 net.
- For Fully Assembled Blanket Wrapped products contact Sales Support. Minimum quantity guidelines will apply.
- Minimum order quantities apply to 5 Day Express shipping, contact Sales Support for details.

BASE PRICE \$1,072		A wider version of our welcoming guest chair. Features a steel frame construction and webbed seat suspension to make waiting more comfortable. Measures 24" between the arms.									
F1210-OA		Suggested Applications: Lobbies, Dining Rooms, Exam Rooms, Resident Rooms.									
Code	Grade 1/ COM	Grade 2	Grade 3	Grade 4/ COL	Grade 5	Grade 6	Grade 7	Grade 8	Leather 1	Leather 2	Leather 3
F0210-OA	\$1,175	\$1,196	\$1,212	\$1,235	\$1,266	\$1,317	\$1,381	\$1,449	\$1,495	\$1,540	\$1,677
F1210-OA	\$1,072	\$1,125	\$1,165	\$1,222	\$1,300	\$1,427	\$1,587	\$1,757	\$1,871	\$1,985	\$2,327
CA	\$242	\$258	\$270	\$287	\$310	\$349	\$397	\$448	\$482	\$516	\$619

SERIES	FO	Guest Mesh	5D	\$
	F1	Guest Upholstered		-
BACK STYLE	2	Midback Wide		VAR
LEG	10	Single		-
ARM	OA	Open Arm		-
	CA	Closed Arm		VAR
ARM CAP FINISH	NC	No Cap		-
	TP	Taupe Polyurethane		\$70
	GR	Grey Polyurethane		\$70
	BK	Black Polyurethane		\$70
	HRM	Hard Rock Maple Wood Cap		\$120
	CAN	Candlelight Wood Cap		\$120
	RC	Rustic Cherry Wood Cap		\$120
	SF	Summer Flame Wood Cap		\$120
	CB	Cherry Blossom Wood Cap		\$120
	CP	Chocolate Pear Wood Cap		\$120
FRAME FINISH	BM	Bronze Matte		-
	SVR	Silver		-
	BK	Black		\$40
	MG	Metallic Gunmetal		\$40
	PW	Pearlescent White		\$40
BACK MESH (If Applicable)	10B	Silver		-
	20B	Cobalt		-
	50B	Silica		-
	60B	Sandstone		-
	70B	Dark Grey		-
	80B	Herbal Green		-
	IR	Iron		\$25
	PT	Platinum		\$25
OPTIONS	DC	2" Cleanout		\$100
	MB	Moisture Barrier (Seat only)		\$85
	CL	CAL TB133 (MESH)		\$90
	CL	CAL TB133 (UPH)		\$105
	GB	Ganging Kit (Set of 2)		\$50
FREIGHT OPTIONS	KD	Knocked Down		-

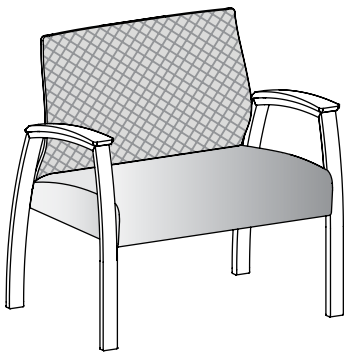
TO ORDER SIMPLY FILL IN THE BLANKS

<input type="text"/>	-	<input type="text" value="2"/>	-	<input type="text" value="10"/>	-	<input type="text"/>	-	<input type="text"/>	-	<input type="text"/>	-	<input type="text" value="KD"/>	-	<input type="text"/>	-	<input type="text"/>	
SERIES		BACK STYLE		LEG		ARM		ARM CAP FINISH		FRAME FINISH		OPTIONS		FREIGHT OPTION		FABRIC CODE - SEAT	FABRIC CODE - BACK & CLOSED ARM
<p>For additional options separate with (-) hyphen. Please refer to allseating.com for fabric codes.</p>																	

INFO
AVR
CHAIRFORM
DOVE
ENTAIL
FLUID
FOSTER
HALSA
INERTIA
JIF
LEVO
M.O.
MULTI
PRESTO
RAINBOW
RAY
REQUISITE
THERAPOD
TUCK
TWIST
VIVA
YOU
ZIP

FOSTER™ GUEST PLUS

DESIGN | ALLSEATING
GSA SIN | 711-17



FEATURES

- Clean Out Areas
- 16 Gauge Tubular Steel Frame
- Steel Seat Frame
- High Density Seat Foam
- Latex, lead and mercury free
- Flex Back
- Active Seat Suspension
- Wallsaver Frame Design
- Optional Ganging Kit
- Black non-marring polyethylene glides

DIMENSIONS

- OVERALL: 34"H | 35"W | 24.75"D
- Seat: 18"H | 30"W | 19"D
- Back: 16"H | 30"W
- Arm: 26.25"H
- COM Seat: 1 yard
- COM Back: 1.5 yards
- COM Closed Arm: 0.75 yard

NOTES

- 44 lbs. | 50 lbs. with Closed Arms
- Warranted for users up to 750 lbs.
- When graded in combination upholstery is selected, use the highest grade upholstery selected. Please provide the fabrics specified and a description of where each fabric is to be applied on the product.
- This product meets the requirements set forth in ANSI/BIFMA HCF8.1.
- Shipped ready to assemble.
- Order less than \$5000 list are shipped at a flat rate of \$125 net.
- For Fully Assembled Blanket Wrapped products contact Sales Support. Minimum quantity guidelines will apply.
- Minimum order quantities apply to 5 Day Express shipping, contact Sales Support for details.

BASE PRICE | \$1,220

F1410-OA

A plus version of our welcoming guest chair with a breathable mesh back option. Features a steel frame construction and webbed seat suspension to make waiting more comfortable. 30" between the arms.

Suggested Applications: Waiting Areas, Dining Room, Exam Rooms, Patient Rooms, Guest Seating, Resident Rooms.

Code	Grade 1/COM	Grade 2	Grade 3	Grade 4/COL	Grade 5	Grade 6	Grade 7	Grade 8	Leather 1	Leather 2	Leather 3
F0410-OA	\$1,323	\$1,344	\$1,360	\$1,383	\$1,414	\$1,465	\$1,529	\$1,597	\$1,643	\$1,688	\$1,825
F1410-OA	\$1,220	\$1,273	\$1,313	\$1,370	\$1,448	\$1,575	\$1,735	\$1,905	\$2,019	\$2,133	\$2,475
CA	\$242	\$258	\$270	\$287	\$310	\$349	\$397	\$448	\$482	\$516	\$619

SERIES	FO	Guest Mesh	5D	\$
	F1	Guest Upholstered		-
BACK STYLE	4	Midback Plus		VAR
LEG	10	Single		-
ARM	OA	Open Arm		-
	CA	Closed Arm		VAR
ARM CAP FINISH	NC	No Cap		-
	TP	Taupe Polyurethane		\$70
	GR	Grey Polyurethane		\$70
	BK	Black Polyurethane		\$70
	HRM	Hard Rock Maple Wood Cap		\$120
	CAN	Candlelight Wood Cap		\$120
	RC	Rustic Cherry Wood Cap		\$120
	SF	Summer Flame Wood Cap		\$120
	CB	Cherry Blossom Wood Cap		\$120
	CP	Chocolate Pear Wood Cap		\$120
FRAME FINISH	BM	Bronze Matte		-
	SVR	Silver		-
	BK	Black		\$40
	MG	Metallic Gunmetal		\$40
	PW	Pearlescent White		\$40
BACK MESH (If Applicable)	10B	Silver		-
	20B	Cobalt		-
	50B	Silica		-
	60B	Sandstone		-
	70B	Dark Grey		-
	80B	Herbal Green		-
	IR	Iron		\$25
	PT	Platinum		\$25
OPTIONS	DC	2" Cleanout		\$100
	MB	Moisture Barrier (Seat only)		\$85
	CL	CAL TB133 (MESH)		\$90
	CL	CAL TB133 (UPH)		\$105
	GB	Ganging Kit (Set of 2)		\$50
FREIGHT OPTIONS	KD	Knocked Down		-

TO ORDER SIMPLY FILL IN THE BLANKS

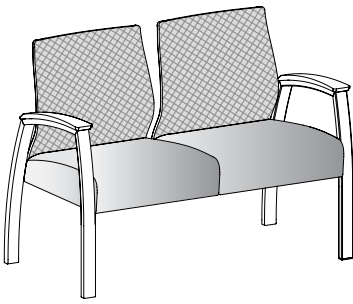
<input type="text"/>	-	<input type="text" value="4"/>	-	<input type="text" value="10"/>	-	<input type="text"/>	-	<input type="text"/>	-	<input type="text" value="KD"/>	-	<input type="text"/>	-	<input type="text"/>	
SERIES		BACK STYLE		LEG		ARM		ARM CAP FINISH		FRAME FINISH		OPTIONS		FREIGHT OPTION	
												FABRIC CODE - SEAT		FABRIC CODE - BACK & CLOSED ARM	
												Please refer to allseating.com for fabric codes.			

For additional options separate with (-) hyphen.

INFO
AVR
CHAIRFORM
DOVE
ENTAIL
FLUID
FOSTER
HALSA
INERTIA
JIF
LEVO
M.O.
MULTI
PRESTO
RAINBOW
RAY
REQUISITE
THERAPOD
TUCK
TWIST
VIVA
YOU
ZIP

FOSTER™ GUEST DOUBLE

DESIGN | ALLSEATING
GSA SIN | 711-17



FEATURES

- Clean Out Areas
- 16 Gauge Tubular Steel Frame
- Steel Seat Frame
- High Density Seat Foam
- Latex, lead and mercury free
- Flex Back
- Active Seat Suspension
- Wallsaver Frame Design
- Black non-marring polyethylene glides

DIMENSIONS

- OVERALL: 34"H | 47.5"W | 24.75"D
- Seat: 18"H | 21"W | 19"D
- Back: 16"H | 21"W
- Arm: 26.25"H
- COM Seat: 1.75 yard
- COM Back: 1.5 yards
- COM Closed Arm: 0.75 yard

NOTES

- 61 lbs. | 67 lbs. with Closed Arms.
- Warranted for users up to 500 lbs/unit.
- When graded in combination upholstery is selected, use the highest grade upholstery selected. Please provide the fabrics specified and a description of where each fabric is to be applied on the product.
- This product meets the requirements set forth in ANSI/BIFMA HCF8.1.
- Shipped ready to assemble.
- Order less than \$5000 list are shipped at a flat rate of \$125 net.
- For Fully Assembled Blanket Wrapped products contact Sales Support. Minimum quantity guidelines will apply.
- Minimum order quantities apply to 5 Day Express shipping, contact Sales Support for details.

BASE PRICE | \$1,719

F1210-OA

Our guest chair – but built for two. Features a steel frame construction, webbed seat suspension and sloped arms to make waiting more comfortable.

Suggested Applications: Lobbies, Resident Rooms.

Code	Grade 1/COM	Grade 2	Grade 3	Grade 4/COL	Grade 5	Grade 6	Grade 7	Grade 8	Leather 1	Leather 2	Leather 3
F0020-OA	\$1,852	\$1,889	\$1,917	\$1,957	\$2,011	\$2,101	\$2,213	\$2,332	\$2,411	\$2,491	\$2,731
F1020-OA	\$1,719	\$1,787	\$1,839	\$1,914	\$2,015	\$2,181	\$2,389	\$2,610	\$2,757	\$2,905	\$3,351
CA	\$242	\$258	\$270	\$287	\$310	\$349	\$397	\$448	\$482	\$516	\$619

SERIES	FO	Mesh	5D	\$
	F1	Upholstered		-
BACK STYLE	0	Midback		VAR
LEG	20	Double		-
ARM	OA	Open Arm		-
	CA	Closed Arm		VAR
ARM CAP FINISH	NC	No Cap		-
	TP	Taupe Polyurethane		\$70
	GR	Grey Polyurethane		\$70
	BK	Black Polyurethane		\$70
	HRM	Hard Rock Maple Wood Cap		\$120
	CAN	Candlelight Wood Cap		\$120
	RC	Rustic Cherry Wood Cap		\$120
	SF	Summer Flame Wood Cap		\$120
	CB	Cherry Blossom Wood Cap		\$120
	CP	Chocolate Pear Wood Cap		\$120
FRAME FINISH	BM	Bronze Matte		-
	SVR	Silver		-
	BK	Black		\$40
	MG	Metallic Gunmetal		\$40
	PW	Pearlescent White		\$40
BACK MESH (If Applicable)	10B	Silver		-
	20B	Cobalt		-
	50B	Silica		-
	60B	Sandstone		-
	70B	Dark Grey		-
	80B	Herbal Green		-
	IR	Iron		\$50
	PT	Platinum		\$50
OPTIONS	MB	Moisture Barrier (Seat only)		\$170
	CL	CAL TB133 (MESH)		\$180
	CL	CAL TB133 (UPH)		\$210
FREIGHT OPTIONS	KD	Knocked Down		-

TO ORDER SIMPLY FILL IN THE BLANKS


<input type="text"/>	-	<input type="text" value="0"/>	-	<input type="text" value="20"/>	-	<input type="text"/>	-	<input type="text"/>	-	<input type="text" value="KD"/>	-	<input type="text"/>	-	<input type="text"/>		
SERIES		BACK STYLE		LEG		ARM		ARM CAP FINISH		FRAME FINISH		OPTIONS		FREIGHT OPTION	FABRIC CODE - SEAT Please refer to allseating.com for fabric codes.	FABRIC CODE - BACK & CLOSED ARM

For additional options separate with (-) hyphen.

INFO
AVR
CHAIRFORM
DOVE
ENTAIL
FLUID
FOSTER
HALSA
INERTIA
JIF
LEVO
M.O.
MULTI
PRESTO
RAINBOW
RAY
REQUISITE
THERAPOD
TUCK
TWIST
VIVA
YOU
ZIP

FOSTER™ GUEST DOUBLE HALF ARM

DESIGN | ALLSEATING
GSA SIN | 711-17



FEATURES

- Clean Out Areas
- 16 Gauge Tubular Steel Frame
- Steel Seat Frame
- High Density Seat Foam
- Latex, lead and mercury free
- Flex Back
- Active Seat Suspension
- Wallsaver Frame Design
- Black non-marring polyethylene glides

DIMENSIONS

- OVERALL: 34"H | 49"W | 24.75"D
- Seat: 18"H | 21"W | 19"D
- Back: 16"H | 21"W
- Arm: 26.25"H
- COM Seat: 1.75 yard
- COM Back: 1.5 yards
- COM Closed Arm: 1.25 yard

NOTES

- 66 lbs. | 76 lbs. with Closed Arms.
- Warranted for users up to 500 lbs/unit.
- When graded in combination upholstery is selected, use the highest grade upholstery selected. Please provide the fabrics specified and a description of where each fabric is to be applied on the product.
- This product meets the requirements set forth in ANSI/BIFMA HCF8.1.
- Shipped ready to assemble.
- Order less than \$5000 list are shipped at a flat rate of \$125 net.
- For Fully Assembled Blanket Wrapped products contact Sales Support. Minimum quantity guidelines will apply.
- Minimum order quantities apply to 5 Day Express shipping, contact Sales Support for details.

BASE PRICE | \$1,862
F1021-OA

Our guest chair – but built for two. Features a steel frame construction, webbed seat suspension and sloped arms to make waiting more comfortable.

Suggested Applications: Lobbies, Resident Rooms.

Code	Grade 1/COM	Grade 2	Grade 3	Grade 4/COL	Grade 5	Grade 6	Grade 7	Grade 8	Leather 1	Leather 2	Leather 3
F0021-OA	\$1,995	\$2,032	\$2,060	\$2,100	\$2,154	\$2,244	\$2,356	\$2,475	\$2,554	\$2,634	\$2,874
F1021-OA	\$1,862	\$1,930	\$1,982	\$2,057	\$2,158	\$2,324	\$2,532	\$2,753	\$2,900	\$3,048	\$3,494
CA	\$262	\$288	\$308	\$337	\$376	\$440	\$520	\$605	\$661	\$718	\$890

SERIES	FO	Mesh	5D	\$
	F1	Upholstered		-
BACK STYLE	0	Midback		VAR
LEG	21	Double with Half Arms		-
ARM	OA	Open Arm		-
	CA	Closed Arm		VAR
ARM CAP FINISH	NC	No Cap		-
	TP	Taupe Polyurethane		\$105
	GR	Grey Polyurethane		\$105
	BK	Black Polyurethane		\$105
	HRM	Hard Rock Maple Wood Cap		\$180
	CAN	Candlelight Wood Cap		\$180
	RC	Rustic Cherry Wood Cap		\$180
	SF	Summer Flame Wood Cap		\$180
	CB	Cherry Blossom Wood Cap		\$180
	CP	Chocolate Pear Wood Cap		\$180
FRAME FINISH	BM	Bronze Matte		-
	SVR	Silver		-
	BK	Black		\$40
	MG	Metallic Gunmetal		\$40
	PW	Pearlescent White		\$40
BACK MESH (If Applicable)	10B	Silver		-
	20B	Cobalt		-
	50B	Silica		-
	60B	Sandstone		-
	70B	Dark Grey		-
	80B	Herbal Green		-
	IR	Iron		\$50
	PT	Platinum		\$50
OPTIONS	MB	Moisture Barrier (Seat only)		\$170
	CL	CAL TB133 (MESH)		\$180
	CL	CAL TB133 (UPH)		\$210
FREIGHT OPTIONS	KD	Knocked Down		-

TO ORDER SIMPLY FILL IN THE BLANKS


<input type="text" value=""/>	-	<input type="text" value="0"/>	-	<input type="text" value="21"/>	-	<input type="text" value=""/>	-	<input type="text" value=""/>	-	<input type="text" value=""/>	-	<input type="text" value="KD"/>	-	<input type="text" value=""/>	-	<input type="text" value=""/>	
SERIES		BACK STYLE		LEG		ARM		ARM CAP FINISH		FRAME FINISH		OPTIONS		FREIGHT OPTION		FABRIC CODE - SEAT	FABRIC CODE - BACK & CLOSED ARM

For additional options separate with (-) hyphen.
Please refer to allseating.com for fabric codes.

INFO
AVR
CHIROFORM
DOVE
ENTAIL
FLUID
FOSTER
HALSA
INERTIA
JIF
LEVO
M.O.
MULTI
PRESTO
RAINBOW
RAY
REQUISITE
THERAPOD
TUCK
TWIST
VIVA
YOU
ZIP

FOSTER™ GUEST DOUBLE FULL ARM

DESIGN | ALLSEATING
GSA SIN | 711-17



FEATURES

- Clean Out Areas
- 16 Gauge Tubular Steel Frame
- Steel Seat Frame
- High Density Seat Foam
- Latex, lead and mercury free
- Flex Back
- Active Seat Suspension
- Wallsaver Frame Design
- Black non-marring polyethylene glides

DIMENSIONS

- OVERALL: 34"H | 49"W | 24.75"D
- Seat: 18"H | 21"W | 19"D
- Back: 16"H | 21"W
- Arm: 26.25"H
- COM Seat: 1.75 yard
- COM Back: 1.5 yards
- COM Closed Arm: 1.25 yard

NOTES

- 68 lbs. | 78 lbs. with Closed Arms.
- Warranted for users up to 500 lbs/unit.
- When graded in combination upholstery is selected, use the highest grade upholstery selected. Please provide the fabrics specified and a description of where each fabric is to be applied on the product.
- This product meets the requirements set forth in ANSI/BIFMA HCF8.1.
- Shipped ready to assemble.
- Order less than \$5000 list are shipped at a flat rate of \$125 net.
- For Fully Assembled Blanket Wrapped products contact Sales Support. Minimum quantity guidelines will apply.
- Minimum order quantities apply to 5 Day Express shipping, contact Sales Support for details.

BASE PRICE \$1,819		Our guest chair – but built for two. Features a steel frame construction, webbed seat suspension and sloped arms to make waiting more comfortable. Suggested Applications: Lobbies, Resident Rooms.									
F1022-OA											
Code	Grade 1/COM	Grade 2	Grade 3	Grade 4/COL	Grade 5	Grade 6	Grade 7	Grade 8	Leather 1	Leather 2	Leather 3
F0022-OA	\$1,952	\$1,989	\$2,017	\$2,057	\$2,111	\$2,201	\$2,313	\$2,432	\$2,511	\$2,591	\$2,831
F1022-OA	\$1,819	\$1,887	\$1,939	\$2,014	\$2,115	\$2,281	\$2,489	\$2,710	\$2,857	\$3,005	\$3,451
CA	\$262	\$288	\$308	\$337	\$376	\$440	\$520	\$605	\$661	\$718	\$890

SERIES	FO	Mesh	5D	\$
	F1	Upholstered	•	-
BACK STYLE	0	Midback	•	VAR
LEG	22	Double with Full Arms	•	-
ARM	OA	Open Arm	•	-
	CA	Closed Arm		VAR
ARM CAP FINISH	NC	No Cap		-
	TP	Taupe Polyurethane	•	\$105
	GR	Grey Polyurethane	•	\$105
	BK	Black Polyurethane	•	\$105
	HRM	Hard Rock Maple Wood Cap	•	\$180
	CAN	Candlelight Wood Cap	•	\$180
	RC	Rustic Cherry Wood Cap	•	\$180
	SF	Summer Flame Wood Cap	•	\$180
	CB	Cherry Blossom Wood Cap	•	\$180
	CP	Chocolate Pear Wood Cap	•	\$180
FRAME FINISH	BM	Bronze Matte	•	-
	SVR	Silver	•	-
	BK	Black		\$40
	MG	Metallic Gunmetal		\$40
	PW	Pearlescent White		\$40
BACK MESH (If Applicable)	10B	Silver	•	-
	20B	Cobalt	•	-
	50B	Silica	•	-
	60B	Sandstone	•	-
	70B	Dark Grey	•	-
	80B	Herbal Green	•	-
	IR	Iron	•	\$50
	PT	Platinum	•	\$50
OPTIONS	DC	2" Cleanout		\$200
	MB	Moisture Barrier (Seat only)		\$170
	CL	CAL TB133 (MESH)		\$180
	CL	CAL TB133 (UPH)		\$210
FREIGHT OPTIONS	KD	Knocked Down		-

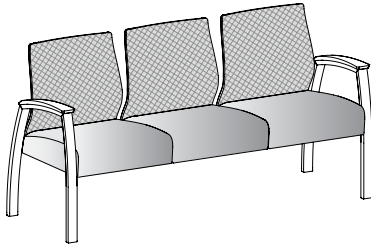
TO ORDER SIMPLY FILL IN THE BLANKS

<input type="text"/>	-	<input type="text" value="0"/>	-	<input type="text" value="22"/>	-	<input type="text"/>	-	<input type="text"/>	-	<input type="text"/>	-	<input type="text" value="KD"/>	-	<input type="text"/>	-	<input type="text"/>	
SERIES		BACK STYLE		LEG		ARM		ARM CAP FINISH		FRAME FINISH		OPTIONS		FREIGHT OPTION		FABRIC CODE - SEAT	FABRIC CODE - BACK & CLOSED ARM
												For additional options separate with (-) hyphen.				Please refer to allseating.com for fabric codes.	

INFO
AVR
CHAIRFORM
DOVE
ENTAIL
FLUID
FOSTER
HALSA
INERTIA
JIF
LEVO
M.O.
MULTI
PRESTO
RAINBOW
RAY
REQUISITE
THERAPOD
TUCK
TWIST
VIVA
YOU
ZIP

FOSTER™ GUEST TRIPLE

DESIGN | ALLSEATING
GSA SIN | 711-17



FEATURES

- Clean Out Areas
- 16 Gauge Tubular Steel Frame
- Steel Seat Frame
- High Density Seat Foam
- Latex, lead and mercury free
- Flex Back
- Active Seat Suspension
- Wallsaver Frame Design
- Black non-marring polyethylene glides

DIMENSIONS

- OVERALL: 34"H | 69"W | 24.75"D
- Seat: 18"H | 21"W | 19"D
- Back: 16"H | 21"W
- Arm: 26.25"H
- COM Seat: 2 yards
- COM Back: 3 yards
- COM Closed Arm: 0.75 yard

NOTES

- 84 lbs. | 90 lbs. with Closed Arms.
- Warranted for users up to 500 lbs/unit.
- When graded in combination upholstery is selected, use the highest grade upholstery selected. Please provide the fabrics specified and a description of where each fabric is to be applied on the product.
- This product meets the requirements set forth in ANSI/BIFMA HCF8.1.
- Shipped ready to assemble.
- Order less than \$5000 list are shipped at a flat rate of \$125 net.
- For Fully Assembled Blanket Wrapped products contact Sales Support. Minimum quantity guidelines will apply.
- Minimum order quantities apply to 5 Day Express shipping, contact Sales Support for details.

BASE PRICE | \$2,189
F1030-OA

Our guest chair – but built for three. Features a steel frame construction, webbed seat suspension and sloped half-height arms to make waiting more comfortable.

Suggested Applications: Waiting Areas, Dining Room, Exam Rooms, Patient Rooms, Guest Seating, Resident Rooms.

Code	Grade 1/COM	Grade 2	Grade 3	Grade 4/COL	Grade 5	Grade 6	Grade 7	Grade 8	Leather 1	Leather 2	Leather 3
F0030-OA	\$2,387	\$2,429	\$2,461	\$2,507	\$2,569	\$2,671	\$2,799	\$2,935	\$3,026	\$3,117	\$3,391
F1030-OA	\$2,189	\$2,294	\$2,374	\$2,489	\$2,644	\$2,899	\$3,219	\$3,559	\$3,787	\$4,014	\$4,699
CA	\$242	\$258	\$270	\$287	\$310	\$349	\$397	\$448	\$482	\$516	\$619

SERIES	FO	Mesh	5D	\$
	F1	Upholstered		-
BACK STYLE	0	Midback		VAR
LEG	30	Triple		-
ARM	OA	Open Arm		-
	CA	Closed Arm		VAR
ARM CAP FINISH	NC	No Cap		-
	TP	Taupe Polyurethane		\$70
	GR	Grey Polyurethane		\$70
	BK	Black Polyurethane		\$70
	HRM	Hard Rock Maple Wood Cap		\$120
	CAN	Candlelight Wood Cap		\$120
	RC	Rustic Cherry Wood Cap		\$120
	SF	Summer Flame Wood Cap		\$120
	CB	Cherry Blossom Wood Cap		\$120
	CP	Chocolate Pear Wood Cap		\$120
FRAME FINISH	BM	Bronze Matte		-
	SVR	Silver		-
	BK	Black		\$40
	MG	Metallic Gunmetal		\$40
	PW	Pearlescent White		\$40
BACK MESH (If Applicable)	10B	Silver		-
	20B	Cobalt		-
	50B	Silica		-
	60B	Sandstone		-
	70B	Dark Grey		-
	80B	Herbal Green		-
	IR	Iron		\$75
	PT	Platinum		\$75
OPTIONS	MB	Moisture Barrier (Seat only)		\$170
	CL	CAL TB133 (MESH)		\$180
	CL	CAL TB133 (UPH)		\$210
FREIGHT OPTIONS	KD	Knocked Down		-

TO ORDER SIMPLY FILL IN THE BLANKS


<input type="text" value=""/>	-	<input type="text" value="0"/>	-	<input type="text" value="30"/>	-	<input type="text" value=""/>	-	<input type="text" value=""/>	-	<input type="text" value=""/>	-	<input type="text" value="KD"/>	-	<input type="text" value=""/>	-	<input type="text" value=""/>	
SERIES		BACK STYLE		LEG		ARM		ARM CAP FINISH		FRAME FINISH		OPTIONS		FREIGHT OPTION		FABRIC CODE - SEAT	FABRIC CODE - BACK & CLOSED ARM

For additional options separate with (-) hyphen.
Please refer to allseating.com for fabric codes.

INFO
AVR
CHIROFORM
DOVE
ENTAIL
FLUID
FOSTER
HALSA
INERTIA
JIF
LEVO
M.O.
MULTI
PRESTO
RAINBOW
RAY
REQUISITE
THERAPOD
TUCK
TWIST
VIVA
YOU
ZIP

FOSTER™ GUEST TRIPLE HALF ARM

DESIGN | ALLSEATING
GSA SIN | 711-17



FEATURES

- Clean Out Areas
- 16 Gauge Tubular Steel Frame
- Steel Seat Frame
- High Density Seat Foam
- Latex, lead and mercury free
- Flex Back
- Active Seat Suspension
- Wallsaver Frame Design
- Black non-marring polyethylene glides

DIMENSIONS

- OVERALL: 34"H | 72"W | 24.75"D
- Seat: 18"H | 21"W | 19"D
- Back: 16"H | 21"W
- Arm: 26.25"H
- COM Seat: 2 yards
- COM Back: 3 yards
- COM Closed Arm: 1.25 yard

NOTES

- 94 lbs. | 107 lbs. with Closed Arms.
- Warranted for users up to 500 lbs/unit.
- When graded in combination upholstery is selected, use the highest grade upholstery selected. Please provide the fabrics specified and a description of where each fabric is to be applied on the product.
- This product meets the requirements set forth in ANSI/BIFMA HCF8.1.
- Shipped ready to assemble.
- Order less than \$5000 list are shipped at a flat rate of \$125 net.
- For Fully Assembled Blanket Wrapped products contact Sales Support. Minimum quantity guidelines will apply.
- Minimum order quantities apply to 5 Day Express shipping, contact Sales Support for details.

BASE PRICE | \$2,384
F1031-OA

Our guest chair – but built for three. Features a steel frame construction, webbed seat suspension and sloped half-height arms to make waiting more comfortable.

Suggested Applications: Lobbies, Resident Rooms.

Code	Grade 1/COM	Grade 2	Grade 3	Grade 4/COL	Grade 5	Grade 6	Grade 7	Grade 8	Leather 1	Leather 2	Leather 3
F0031-OA	\$2,582	\$2,624	\$2,656	\$2,702	\$2,764	\$2,866	\$2,994	\$3,130	\$3,221	\$3,312	\$3,586
F1031-OA	\$2,384	\$2,489	\$2,569	\$2,684	\$2,839	\$3,094	\$3,414	\$3,754	\$3,982	\$4,209	\$4,894
CA	\$484	\$510	\$530	\$559	\$598	\$662	\$742	\$827	\$883	\$940	\$1,113

SERIES	FO	Mesh	5D	\$
	F1	Upholstered		-
BACK STYLE	0	Midback		VAR
LEG	31	Triple with Half Arm		-
ARM	OA	Open Arm		-
	CA	Closed Arm		VAR
ARM CAP FINISH	NC	No Cap		-
	TP	Taupe Polyurethane		\$140
	GR	Grey Polyurethane		\$140
	BK	Black Polyurethane		\$140
	HRM	Hard Rock Maple Wood Cap		\$240
	CAN	Candlelight Wood Cap		\$240
	RC	Rustic Cherry Wood Cap		\$240
	SF	Summer Flame Wood Cap		\$240
	CB	Cherry Blossom Wood Cap		\$240
	CP	Chocolate Pear Wood Cap		\$240
FRAME FINISH	BM	Bronze Matte		-
	SVR	Silver		-
	BK	Black		\$40
	MG	Metallic Gunmetal		\$40
	PW	Pearlescent White		\$40
BACK MESH (If Applicable)	10B	Silver		-
	20B	Cobalt		-
	50B	Silica		-
	60B	Sandstone		-
	70B	Dark Grey		-
	80B	Herbal Green		-
	IR	Iron		\$75
	PT	Platinum		\$75
OPTIONS	MB	Moisture Barrier (Seat only)		\$170
	CL	CAL TB133 (MESH)		\$180
	CL	CAL TB133 (UPH)		\$210
FREIGHT OPTIONS	KD	Knocked Down		-

TO ORDER SIMPLY FILL IN THE BLANKS


<input type="text" value=""/>	-	<input type="text" value="0"/>	-	<input type="text" value="31"/>	-	<input type="text" value=""/>	-	<input type="text" value=""/>	-	<input type="text" value=""/>	-	<input type="text" value="KD"/>	-	<input type="text" value=""/>	-	<input type="text" value=""/>	
SERIES		BACK STYLE		LEG		ARM		ARM CAP FINISH		FRAME FINISH		OPTIONS		FREIGHT OPTION		FABRIC CODE - SEAT	FABRIC CODE - BACK & CLOSED ARM

For additional options separate with (-) hyphen.
Please refer to allseating.com for fabric codes.

INFO
AVR
CHAIRFORM
DOVE
ENTAIL
FLUID
FOSTER
HALSA
INERTIA
JIF
LEVO
M.O.
MULTI
PRESTO
RAINBOW
RAY
REQUISITE
THERAPOD
TUCK
TWIST
VIVA
YOU
ZIP

FOSTER™ GUEST TRIPLE FULL ARM

DESIGN | ALLSEATING
GSA SIN | 711-17



BASE PRICE | \$2,459
F1032-OA

Our guest chair – but built for three. Features a steel frame construction, webbed seat suspension and sloped arms to make waiting more comfortable.

Suggested Applications: Lobbies, Resident Rooms.

FEATURES

- Clean Out Areas
- 16 Gauge Tubular Steel Frame
- Steel Seat Frame
- High Density Seat Foam
- Latex, lead and mercury free
- Flex Back
- Active Seat Suspension
- Wallsaver Frame Design
- Black non-marring polyethylene glides

DIMENSIONS

- OVERALL: 34"H | 72"W | 24.75"D
- Seat: 18"H | 21"W | 19"D
- Back: 16"H | 21"W
- Arm: 26.25"H
- COM Seat: 2 yards
- COM Back: 3 yards
- COM Closed Arm: 1.25 yard

NOTES

- 99 lbs. | 112 lbs. with Closed Arms.
- Warranted for users up to 500 lbs/unit.
- When graded in combination upholstery is selected, use the highest grade upholstery selected. Please provide the fabrics specified and a description of where each fabric is to be applied on the product.
- This product meets the requirements set forth in ANSI/BIFMA HCF8.1.
- Shipped ready to assemble.
- Order less than \$5000 list are shipped at a flat rate of \$125 net.
- For Fully Assembled Blanket Wrapped products contact Sales Support. Minimum quantity guidelines will apply.
- Minimum order quantities apply to 5 Day Express shipping, contact Sales Support for details.

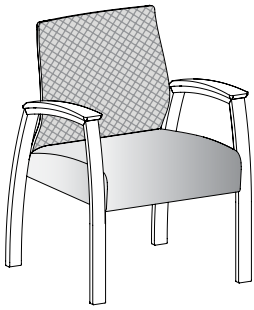
Code	Grade 1/COM	Grade 2	Grade 3	Grade 4/COL	Grade 5	Grade 6	Grade 7	Grade 8	Leather 1	Leather 2	Leather 3
F0032-OA	\$2,657	\$2,699	\$2,731	\$2,777	\$2,839	\$2,941	\$3,069	\$3,205	\$3,296	\$3,387	\$3,661
F1032-OA	\$2,459	\$2,564	\$2,644	\$2,759	\$2,914	\$3,169	\$3,489	\$3,829	\$4,057	\$4,284	\$4,969
CA	\$484	\$510	\$530	\$559	\$598	\$662	\$742	\$827	\$883	\$940	\$1,112

SERIES	FO	Mesh	5D	\$
	F1	Upholstered	•	-
BACK STYLE	0	Midback	•	VAR
LEG	32	Triple with Full Arm	•	-
ARM	OA	Open Arm	•	-
	CA	Closed Arm		VAR
ARM CAP FINISH	NC	No Cap		-
	TP	Taupe Polyurethane	•	\$140
	GR	Grey Polyurethane	•	\$140
	BK	Black Polyurethane	•	\$140
	HRM	Hard Rock Maple Wood Cap	•	\$240
	CAN	Candlelight Wood Cap	•	\$240
	RC	Rustic Cherry Wood Cap	•	\$240
	SF	Summer Flame Wood Cap	•	\$240
	CB	Cherry Blossom Wood Cap	•	\$240
	CP	Chocolate Pear Wood Cap	•	\$240
FRAME FINISH	BM	Bronze Matte	•	-
	SVR	Silver	•	-
	BK	Black		\$40
	MG	Metallic Gunmetal		\$40
	PW	Pearlescent White		\$40
BACK MESH (If Applicable)	10B	Silver	•	-
	20B	Cobalt	•	-
	50B	Silica	•	-
	60B	Sandstone	•	-
	70B	Dark Grey	•	-
	80B	Herbal Green	•	-
	IR	Iron	•	\$75
	PT	Platinum	•	\$75
OPTIONS	DC	2" Cleanout		\$300
	MB	Moisture Barrier (Seat only)		\$170
	CL	CAL TB133 (MESH)		\$180
	CL	CAL TB133 (UPH)		\$210
FREIGHT OPTIONS	KD	Knocked Down		-

TO ORDER SIMPLY FILL IN THE BLANKS

<input type="text"/>	-	<input type="text" value="0"/>	-	<input type="text" value="32"/>	-	<input type="text"/>	-	<input type="text"/>	-	<input type="text" value="KD"/>	-	<input type="text"/>	-	<input type="text"/>
SERIES		BACK STYLE		LEG		ARM		ARM CAP FINISH		FRAME FINISH		OPTIONS		FREIGHT OPTION
											FABRIC CODE - SEAT		FABRIC CODE - BACK & CLOSED ARM	
											Please refer to allseating.com for fabric codes.			

INFO
AVR
CHAIRFORM
DOVE
ENTAIL
FLUID
FOSTER
HALSA
INERTIA
JIF
LEVO
M.O.
MULTI
PRESTO
RAINBOW
RAY
REQUISITE
THERAPOD
TUCK
TWIST
VIVA
YOU
ZIP



FOSTER™ GUEST TANDEM START UNIT

DESIGN | ALLSEATING
GSA SIN | 711-17

BASE PRICE | \$1,060
F0017-OA

Description: Our Guest chair with the flexibility to create your own multiple seat arrangements.
Suggested Applications: Lobbies, Waiting Rooms.

FEATURES

- Clean Out Areas
- 16 Gauge Tubular Steel Frame
- Steel Seat Frame
- High Density Seat Foam
- Latex, lead and mercury free
- Flex Back
- Active Seat Suspension
- Wallsaver Frame Design
- Optional Ganging Kit
- Black non-marring polyethylene glides

DIMENSIONS

- OVERALL: 34"H | 26"W | 24.75"D
- Seat: 18"H | 21"W | 19"D
- Back: 16"H | 21"W
- Arm: 26.25"H
- COM Seat: 1 yard
- COM Back: 1.5 yards
- COM Closed Arm: 0.75 yard

NOTES

- 38 lbs. | 44 lbs. with Closed Arms
- Warranted for users up to 500 lbs./units.
- When graded in combination upholstery is selected, use the highest grade upholstery selected. Please provide the fabrics specified and a description of where each fabric is to be applied on the product.
- This product meets the requirements set forth in ANSI/BIFMA HCF8.1.
- Shipped ready to assemble.
- Order less than \$5000 list are shipped at a flat rate of \$125 net.
- For Fully Assembled Blanket Wrapped products contact Sales Support. Minimum quantity guidelines will apply.
- Minimum order quantities apply to 5 Day Express shipping, contact Sales Support for details.

Code	Grade 1/COM	Grade 2	Grade 3	Grade 4/COL	Grade 5	Grade 6	Grade 7	Grade 8	Leather 1	Leather 2	Leather 3
F0017-OA	\$1,163	\$1,184	\$1,200	\$1,223	\$1,254	\$1,305	\$1,369	\$1,437	\$1,483	\$1,528	\$1,665
F1017-OA	\$1,060	\$1,113	\$1,153	\$1,210	\$1,288	\$1,415	\$1,575	\$1,745	\$1,859	\$1,973	\$2,315
CA	\$242	\$258	\$270	\$287	\$310	\$349	\$397	\$448	\$482	\$516	\$619

SERIES	FO	Guest Mesh	5D	\$
	F1	Guest Upholstered	•	VAR
BACK STYLE	0	Midback	•	VAR
LEG	17	Tandem Start	•	-
ARM	OA	Open Arm	•	-
	CA	Closed Arm		VAR
ARM CAP FINISH	NC	No Cap		-
	TP	Taupe Polyurethane	•	\$70
	GR	Grey Polyurethane	•	\$70
	BK	Black Polyurethane	•	\$70
	HRM	Hard Rock Maple Wood Cap	•	\$120
	CAN	Candlelight Wood Cap	•	\$120
	RC	Rustic Cherry Wood Cap	•	\$120
	SF	Summer Flame Wood Cap	•	\$120
	CB	Cherry Blossom Wood Cap	•	\$120
	CP	Chocolate Pear Wood Cap	•	\$120
FRAME FINISH	BM	Bronze Matte	•	-
	SVR	Silver	•	-
	BK	Black		\$40
	MG	Metallic Gunmetal		\$40
	PW	Pearlescent White		\$40
BACK MESH (If Applicable)	10B	Silver	•	-
	20B	Cobalt	•	-
	50B	Silica	•	-
	60B	Sandstone	•	-
	70B	Dark Grey	•	-
	80B	Herbal Green	•	-
	IR	Iron	•	\$25
	PT	Platinum	•	\$25
OPTIONS	MB	Moisture Barrier (Seat only)		\$85
	CL	CAL TB133 (MESH)		\$90
	CL	CAL TB133 (UPH)		\$105
FREIGHT OPTIONS	KD	Knocked Down		-

TO ORDER SIMPLY FILL IN THE BLANKS

<input type="text"/>	-	<input type="text" value="0"/>	-	<input type="text" value="17"/>	-	<input type="text"/>	-	<input type="text"/>	-	<input type="text" value="KD"/>	-	<input type="text"/>	-	<input type="text"/>
SERIES		BACK STYLE		LEG		ARM		ARM CAP FINISH		FRAME FINISH		OPTIONS		FREIGHT OPTION

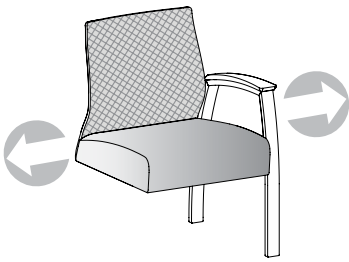
For additional options separate with (-) hyphen.

Please refer to allseating.com for fabric codes.

INFO
AVR
CHAIRFORM
DOVE
ENTAIL
FLUID
FOSTER
HALSA
INERTIA
JIF
LEVO
M.O.
MULTI
PRESTO
RAINBOW
RAY
REQUISITE
THERAPOD
TUCK
TWIST
VIVA
YOU
ZIP

FOSTER™ GUEST TANDEM ADD ON UNIT

DESIGN | ALLSEATING
GSA SIN | 711-17



BASE PRICE | \$930
F0018-OA

Description: Our Guest chair with the flexibility to create your own multiple seat arrangements.
Suggested Applications: Lobbies, Waiting Rooms.

FEATURES

- Clean Out Areas
- 16 Gauge Tubular Steel Frame
- Steel Seat Frame
- High Density Seat Foam
- Latex, lead and mercury free
- Flex Back
- Active Seat Suspension
- Wallsaver Frame Design
- Optional Ganging Kit
- Black non-marring polyethylene glides

DIMENSIONS

- OVERALL: 34"H | 26"W | 24.75"D
- Seat: 18"H | 21"W | 19"D
- Back: 16"H | 21"W
- Arm: 26.25"H
- COM Seat: 1 yard
- COM Back: 1.5 yards
- COM Closed Arm: 0.75 yard

NOTES

- 38 lbs. | 44 lbs. with Closed Arms
- Warranted for users up to 500 lbs./units.
- When graded in combination upholstery is selected, use the highest grade upholstery selected. Please provide the fabrics specified and a description of where each fabric is to be applied on the product.
- This product meets the requirements set forth in ANSI/BIFMA HCF8.1.
- Shipped ready to assemble.
- Order less than \$5000 list are shipped at a flat rate of \$125 net.
- For Fully Assembled Blanket Wrapped products contact Sales Support. Minimum quantity guidelines will apply.
- Minimum order quantities apply to 5 Day Express shipping, contact Sales Support for details.

Code	Grade 1/COM	Grade 2	Grade 3	Grade 4/COL	Grade 5	Grade 6	Grade 7	Grade 8	Leather 1	Leather 2	Leather 3
F0018-OA	\$1,033	\$1,054	\$1,070	\$1,093	\$1,124	\$1,175	\$1,239	\$1,307	\$1,353	\$1,398	\$1,535
F1018-OA	\$930	\$983	\$1,023	\$1,080	\$1,158	\$1,285	\$1,445	\$1,615	\$1,729	\$1,843	\$2,185
CA	\$121	\$137	\$149	\$166	\$189	\$228	\$276	\$327	\$361	\$395	\$498

SERIES	FO	Guest Mesh	5D	\$
	F1	Guest Upholstered	•	VAR
BACK STYLE	0	Midback	•	VAR
LEG	18	Tandem Add On	•	-
ARM	OA	Open Arm	•	-
	CA	Closed Arm		VAR
ARM CAP FINISH	NC	No Cap		-
	TP	Taupe Polyurethane	•	\$35
	GR	Grey Polyurethane	•	\$35
	BK	Black Polyurethane	•	\$35
	HRM	Hard Rock Maple Wood Cap	•	\$60
	CAN	Candlelight Wood Cap	•	\$60
	RC	Rustic Cherry Wood Cap	•	\$60
	SF	Summer Flame Wood Cap	•	\$60
	CB	Cherry Blossom Wood Cap	•	\$60
	CP	Chocolate Pear Wood Cap	•	\$60
FRAME FINISH	BM	Bronze Matte	•	-
	SVR	Silver	•	-
	BK	Black		\$40
	MG	Metallic Gunmetal		\$40
	PW	Pearlescent White		\$40
BACK MESH (If Applicable)	10B	Silver	•	-
	20B	Cobalt	•	-
	50B	Silica	•	-
	60B	Sandstone	•	-
	70B	Dark Grey	•	-
	80B	Herbal Green	•	-
	IR	Iron	•	\$25
	PT	Platinum	•	\$25
OPTIONS	MB	Moisture Barrier (Seat only)		\$85
	CL	CAL TB133 (MESH)		\$90
	CL	CAL TB133 (UPH)		\$105
FREIGHT OPTIONS	KD	Knocked Down		-

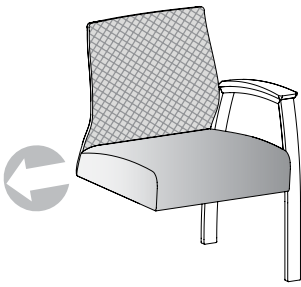
TO ORDER SIMPLY FILL IN THE BLANKS

<input type="text"/>	-	<input type="text" value="0"/>	-	<input type="text" value="18"/>	-	<input type="text"/>	-	<input type="text"/>	-	<input type="text" value="KD"/>	-	<input type="text"/>	-	<input type="text"/>
SERIES		BACK STYLE		LEG		ARM		ARM CAP FINISH		FRAME FINISH		OPTIONS		FREIGHT OPTION
												For additional options separate with (-) hyphen.		Please refer to allseating.com for fabric codes.

INFO
AVR
CHAIRFORM
DOVE
ENTAIL
FLUID
FOSTER
HALLSA
INERTIA
JIF
LEVO
M.O.
MULTI
PRESTO
RAINBOW
RAY
REQUISITE
THERAPOD
TUCK
TWIST
VIVA
YOU
ZIP

FOSTER™ GUEST TANDEM END UNIT

DESIGN | ALLSEATING
GSA SIN | 711-17



BASE PRICE | \$912

F0019-OA

Description: Our Guest chair with the flexibility to create your own multiple seat arrangements.
Suggested Applications: Lobbies, Waiting Rooms.

FEATURES

- Clean Out Areas
- 16 Gauge Tubular Steel Frame
- Steel Seat Frame
- High Density Seat Foam
- Latex, lead and mercury free
- Flex Back
- Active Seat Suspension
- Wallsaver Frame Design
- Optional Ganging Kit
- Black non-marring polyethylene glides

DIMENSIONS

- OVERALL: 34"H | 26"W | 24.75"D
- Seat: 18"H | 21"W | 19"D
- Back: 16"H | 21"W
- Arm: 26.25"H
- COM Seat: 1 yard
- COM Back: 1.5 yards
- COM Closed Arm: 0.75 yard

NOTES

- 38 lbs. | 44 lbs. with Closed Arms
- Warranted for users up to 500 lbs./units.
- When graded in combination upholstery is selected, use the highest grade upholstery selected. Please provide the fabrics specified and a description of where each fabric is to be applied on the product.
- This product meets the requirements set forth in ANSI/BIFMA HCF8.1.
- Shipped ready to assemble.
- Order less than \$5000 list are shipped at a flat rate of \$125 net.
- For Fully Assembled Blanket Wrapped products contact Sales Support. Minimum quantity guidelines will apply.
- Minimum order quantities apply to 5 Day Express shipping, contact Sales Support for details.

Code	Grade 1/COM	Grade 2	Grade 3	Grade 4/COL	Grade 5	Grade 6	Grade 7	Grade 8	Leather 1	Leather 2	Leather 3
F0019-OA	\$1,015	\$1,036	\$1,052	\$1,075	\$1,106	\$1,157	\$1,221	\$1,289	\$1,335	\$1,380	\$1,517
F1019-OA	\$912	\$965	\$1,005	\$1,062	\$1,140	\$1,267	\$1,427	\$1,597	\$1,711	\$1,825	\$2,167
CA	\$121	\$137	\$149	\$166	\$189	\$228	\$276	\$327	\$361	\$395	\$498

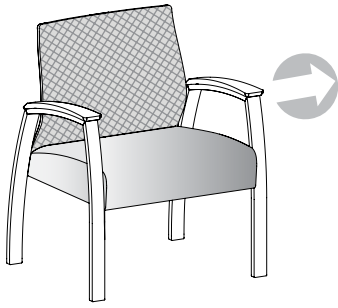
SERIES	FO	Guest Mesh	5D	\$
	F1	Guest Upholstered	•	VAR
BACK STYLE	0	Midback	•	VAR
LEG	19	Tandem End	•	-
ARM	OA	Open Arm	•	-
	CA	Closed Arm		VAR
ARM CAP FINISH	NC	No Cap		-
	TP	Taupe Polyurethane	•	\$35
	GR	Grey Polyurethane	•	\$35
	BK	Black Polyurethane	•	\$35
	HRM	Hard Rock Maple Wood Cap	•	\$60
	CAN	Candlelight Wood Cap	•	\$60
	RC	Rustic Cherry Wood Cap	•	\$60
	SF	Summer Flame Wood Cap	•	\$60
	CB	Cherry Blossom Wood Cap	•	\$60
	CP	Chocolate Pear Wood Cap	•	\$60
FRAME FINISH	BM	Bronze Matte	•	-
	SVR	Silver	•	-
	BK	Black		\$40
	MG	Metallic Gunmetal		\$40
	PW	Pearlescent White		\$40
BACK MESH (If Applicable)	10B	Silver	•	-
	20B	Cobalt	•	-
	50B	Silica	•	-
	60B	Sandstone	•	-
	70B	Dark Grey	•	-
	80B	Herbal Green	•	-
	IR	Iron	•	\$25
	PT	Platinum	•	\$25
OPTIONS	MB	Moisture Barrier (Seat only)x		\$85
	CL	CAL TB133 (MESH)		\$90
	CL	CAL TB133 (UPH)		\$105
FREIGHT OPTIONS	KD	Knocked Down		-

TO ORDER SIMPLY FILL IN THE BLANKS

<input type="text"/>	-	<input type="text" value="0"/>	-	<input type="text" value="19"/>	-	<input type="text"/>	-	<input type="text"/>	-	<input type="text"/>	-	<input type="text" value="KD"/>	-	<input type="text"/>	-	<input type="text"/>	
SERIES		BACK STYLE		LEG		ARM		ARM CAP FINISH		FRAME FINISH		OPTIONS		FREIGHT OPTION		FABRIC CODE - SEAT	FABRIC CODE - BACK & CLOSED ARM

For additional options separate with (-) hyphen.
Please refer to allseating.com for fabric codes.

INFO
AVR
CHIROFORM
DOVE
ENTAIL
FLUID
FOSTER
HALSA
INERTIA
JIF
LEVO
M.O.
MULTI
PRESTO
RAINBOW
RAY
REQUISITE
THERAPOD
TUCK
TWIST
VIVA
YOU
ZIP



FOSTER™ GUEST WIDE TANDEM START UNIT

DESIGN | ALLSEATING GSA SIN | 711-17

BASE PRICE | \$1,125
F1217-OA

Description: Our Guest chair with the flexibility to create your own multiple seat arrangements.
Suggested Applications: Lobbies, Waiting Rooms.

FEATURES

- Clean Out Areas
- 16 Gauge Tubular Steel Frame
- Steel Seat Frame
- High Density Seat Foam
- Latex, lead and mercury free
- Flex Back
- Active Seat Suspension
- Wallsaver Frame Design
- Optional Ganging Kit
- Black non-marring polyethylene glides

DIMENSIONS

- OVERALL: 34"H | 29"W | 24.75"D
- Seat: 18"H | 24"W | 19"D
- Back: 16"H | 24"W
- Arm: 26.25"H
- COM Seat: 1 yard
- COM Back: 1.5 yards
- COM Closed Arm: 0.75 yard

NOTES

- 40 lbs. | 46 lbs. with Closed Arms
- Warranted for users up to 500 lbs./units.
- When graded in combination upholstery is selected, use the highest grade upholstery selected. Please provide the fabrics specified and a description of where each fabric is to be applied on the product.
- This product meets the requirements set forth in ANSI/BIFMA HCF8.1.
- Shipped ready to assemble.
- Order less than \$5000 list are shipped at a flat rate of \$125 net.
- For Fully Assembled Blanket Wrapped products contact Sales Support. Minimum quantity guidelines will apply.
- Minimum order quantities apply to 5 Day Express shipping, contact Sales Support for details.

Code	Grade 1/COM	Grade 2	Grade 3	Grade 4/COL	Grade 5	Grade 6	Grade 7	Grade 8	Leather 1	Leather 2	Leather 3
F0217-OA	\$1,228	\$1,249	\$1,265	\$1,288	\$1,319	\$1,370	\$1,434	\$1,502	\$1,548	\$1,593	\$1,730
F1217-OA	\$1,125	\$1,178	\$1,218	\$1,275	\$1,353	\$1,480	\$1,640	\$1,810	\$1,924	\$2,038	\$2,380
CA	\$242	\$258	\$270	\$287	\$310	\$349	\$397	\$448	\$482	\$516	\$619

SERIES	FO	Guest Mesh	5D	\$
	F1	Guest Upholstered	•	-
BACK STYLE	2	Midback Wide	•	VAR
LEG	17	Tandem Start	•	-
ARM	OA	Open Arm	•	-
	CA	Closed Arm		VAR
ARM CAP FINISH	NC	No Cap		-
	TP	Taupe Polyurethane	•	\$70
	GR	Grey Polyurethane	•	\$70
	BK	Black Polyurethane	•	\$70
	HRM	Hard Rock Maple Wood Cap	•	\$120
	CAN	Candlelight Wood Cap	•	\$120
	RC	Rustic Cherry Wood Cap	•	\$120
	SF	Summer Flame Wood Cap	•	\$120
	CB	Cherry Blossom Wood Cap	•	\$120
	CP	Chocolate Pear Wood Cap	•	\$120
FRAME FINISH	BM	Bronze Matte	•	-
	SVR	Silver	•	-
	BK	Black		\$40
	MG	Metallic Gunmetal		\$40
	PW	Pearlescent White		\$40
BACK MESH (If Applicable)	10B	Silver	•	-
	20B	Cobalt	•	-
	50B	Silica	•	-
	60B	Sandstone	•	-
	70B	Dark Grey	•	-
	80B	Herbal Green	•	-
	IR	Iron	•	\$25
	PT	Platinum	•	\$25
OPTIONS	MB	Moisture Barrier (Seat only)		\$85
	CL	CAL TB133 (MESH)		\$90
	CL	CAL TB133 (UPH)		\$105
FREIGHT OPTIONS	KD	Knocked Down		-

TO ORDER SIMPLY FILL IN THE BLANKS

- - - - - - - - -

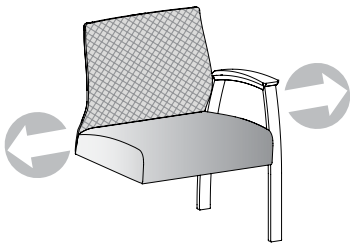
SERIES **BACK STYLE** **LEG** **ARM** **ARM CAP FINISH** **FRAME FINISH** **OPTIONS** **FREIGHT OPTION** **FABRIC CODE - SEAT** **FABRIC CODE - BACK & CLOSED ARM**

For additional options separate with (-) hyphen. Please refer to allseating.com for fabric codes.

INFO
AVR
CHIROFORM
DOVE
ENTAIL
FLUID
FOSTER
HALSA
INERTIA
JIF
LEVO
M.O.
MULTI
PRESTO
RAINBOW
RAY
REQUISITE
THERAPOD
TUCK
TWIST
VIVA
YOU
ZIP

FOSTER™ GUEST WIDE TANDEM ADD ON UNIT

DESIGN | ALLSEATING GSA SIN | 711-17



BASE PRICE | \$995
F1218-OA

Description: Our Guest chair with the flexibility to create your own multiple seat arrangements.
Suggested Applications: Lobbies, Waiting Rooms.

FEATURES

- Clean Out Areas
- 16 Gauge Tubular Steel Frame
- Steel Seat Frame
- High Density Seat Foam
- Latex, lead and mercury free
- Flex Back
- Active Seat Suspension
- Wallsaver Frame Design
- Optional Ganging Kit
- Black non-marring polyethylene glides

DIMENSIONS

- OVERALL: 34"H | 29"W | 24.75"D
- Seat: 18"H | 24"W | 19"D
- Back: 16"H | 24"W
- Arm: 26.25"H
- COM Seat: 1 yard
- COM Back: 1.5 yards
- COM Closed Arm: 0.75 yard

NOTES

- 40 lbs. | 46 lbs. with Closed Arms
- Warranted for users up to 500 lbs./units.
- When graded in combination upholstery is selected, use the highest grade upholstery selected. Please provide the fabrics specified and a description of where each fabric is to be applied on the product.
- This product meets the requirements set forth in ANSI/BIFMA HCF8.1.
- Shipped ready to assemble.
- Order less than \$5000 list are shipped at a flat rate of \$125 net.
- For Fully Assembled Blanket Wrapped products contact Sales Support. Minimum quantity guidelines will apply.
- Minimum order quantities apply to 5 Day Express shipping, contact Sales Support for details.

Code	Grade 1/COM	Grade 2	Grade 3	Grade 4/COL	Grade 5	Grade 6	Grade 7	Grade 8	Leather 1	Leather 2	Leather 3
F0218-OA	\$1,098	\$1,119	\$1,135	\$1,158	\$1,189	\$1,240	\$1,304	\$1,372	\$1,418	\$1,463	\$1,600
F1218-OA	\$995	\$1,048	\$1,088	\$1,145	\$1,223	\$1,350	\$1,510	\$1,680	\$1,794	\$1,908	\$2,250
CA	\$121	\$137	\$149	\$166	\$189	\$228	\$276	\$327	\$361	\$395	\$498

SERIES	FO	Guest Mesh	5D	\$
	F1	Guest Upholstered	•	-
BACK STYLE	2	Midback Wide	•	VAR
LEG	18	Tandem Add On	•	-
ARM	OA	Open Arm	•	-
	CA	Closed Arm		VAR
ARM CAP FINISH	NC	No Cap		-
	TP	Taupe Polyurethane	•	\$35
	GR	Grey Polyurethane	•	\$35
	BK	Black Polyurethane	•	\$35
	HRM	Hard Rock Maple Wood Cap	•	\$60
	CAN	Candlelight Wood Cap	•	\$60
	RC	Rustic Cherry Wood Cap	•	\$60
	SF	Summer Flame Wood Cap	•	\$60
	CB	Cherry Blossom Wood Cap	•	\$60
	CP	Chocolate Pear Wood Cap	•	\$60
FRAME FINISH	BM	Bronze Matte	•	-
	SVR	Silver	•	-
	BK	Black		\$40
	MG	Metallic Gunmetal		\$40
	PW	Pearlescent White		\$40
BACK MESH (If Applicable)	10B	Silver	•	-
	20B	Cobalt	•	-
	50B	Silica	•	-
	60B	Sandstone	•	-
	70B	Dark Grey	•	-
	80B	Herbal Green	•	-
	IR	Iron	•	\$25
	PT	Platinum	•	\$25
OPTIONS	MB	Moisture Barrier (Seat only)		\$85
	CL	CAL TB133 (MESH)		\$90
	CL	CAL TB133 (UPH)		\$105
FREIGHT OPTIONS	KD	Knocked Down		-

TO ORDER SIMPLY FILL IN THE BLANKS

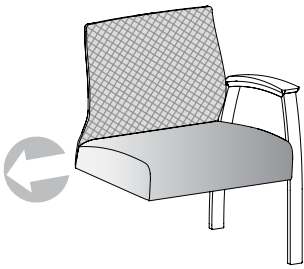
<input type="text"/>	-	<input type="text" value="2"/>	-	<input type="text" value="18"/>	-	<input type="text"/>	-	<input type="text"/>	-	<input type="text" value="KD"/>	-	<input type="text"/>	-	<input type="text"/>		
SERIES		BACK STYLE		LEG		ARM		ARM CAP FINISH		FRAME FINISH		OPTIONS		FREIGHT OPTION	FABRIC CODE - SEAT Please refer to allseating.com for fabric codes.	FABRIC CODE - BACK & CLOSED ARM

For additional options separate with (-) hyphen.

INFO
AVR
CHIRIFORM
DOVE
ENTAIL
FLUID
FOSTER
HALSA
INERTIA
JIF
LEVO
M.O.
MULTI
PRESTO
RAINBOW
RAY
REQUISITE
THERAPOD
TUCK
TWIST
VIVA
YOU
ZIP

FOSTER™ GUEST WIDE TANDEM END UNIT

DESIGN | ALLSEATING GSA SIN | 711-17



BASE PRICE | \$977
F1219-OA

Description: Our Guest chair with the flexibility to create your own multiple seat arrangements.
Suggested Applications: Lobbies, Waiting Rooms.

FEATURES

- Clean Out Areas
- 16 Gauge Tubular Steel Frame
- Steel Seat Frame
- High Density Seat Foam
- Latex, lead and mercury free
- Flex Back
- Active Seat Suspension
- Wallsaver Frame Design
- Optional Ganging Kit
- Black non-marring polyethylene glides

DIMENSIONS

- OVERALL: 34"H | 29"W | 24.75"D
- Seat: 18"H | 24"W | 19"D
- Back: 16"H | 24"W
- Arm: 26.25"H
- COM Seat: 1 yard
- COM Back: 1.5 yards
- COM Closed Arm: 0.75 yard

NOTES

- 40 lbs. | 46 lbs. with Closed Arms
- Warranted for users up to 500 lbs./units.
- When graded in combination upholstery is selected, use the highest grade upholstery selected. Please provide the fabrics specified and a description of where each fabric is to be applied on the product.
- This product meets the requirements set forth in ANSI/BIFMA HCF8.1.
- Shipped ready to assemble.
- Order less than \$5000 list are shipped at a flat rate of \$125 net.
- For Fully Assembled Blanket Wrapped products contact Sales Support. Minimum quantity guidelines will apply.
- Minimum order quantities apply to 5 Day Express shipping, contact Sales Support for details.

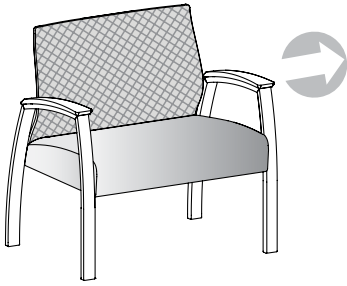
Code	Grade 1/COM	Grade 2	Grade 3	Grade 4/COL	Grade 5	Grade 6	Grade 7	Grade 8	Leather 1	Leather 2	Leather 3
F0219-OA	\$1,080	\$1,101	\$1,117	\$1,140	\$1,171	\$1,222	\$1,286	\$1,354	\$1,400	\$1,445	\$1,582
F1219-OA	\$977	\$1,030	\$1,070	\$1,127	\$1,205	\$1,332	\$1,492	\$1,662	\$1,776	\$1,890	\$2,232
CA	\$121	\$137	\$149	\$166	\$189	\$228	\$276	\$327	\$361	\$395	\$498

SERIES	FO	Guest Mesh	5D	\$
	F1	Guest Upholstered	•	-
BACK STYLE	2	Midback Wide	•	VAR
LEG	19	Tandem End	•	-
ARM	OA	Open Arm	•	-
	CA	Closed Arm		VAR
ARM CAP FINISH	NC	No Cap		-
	TP	Taupe Polyurethane	•	\$35
	GR	Grey Polyurethane	•	\$35
	BK	Black Polyurethane	•	\$35
	HRM	Hard Rock Maple Wood Cap	•	\$60
	CAN	Candlelight Wood Cap	•	\$60
	RC	Rustic Cherry Wood Cap	•	\$60
	SF	Summer Flame Wood Cap	•	\$60
	CB	Cherry Blossom Wood Cap	•	\$60
	CP	Chocolate Pear Wood Cap	•	\$60
FRAME FINISH	BM	Bronze Matte	•	-
	SVR	Silver	•	-
	BK	Black		\$40
	MG	Metallic Gunmetal		\$40
	PW	Pearlescent White		\$40
BACK MESH (If Applicable)	10B	Silver	•	-
	20B	Cobalt	•	-
	50B	Silica	•	-
	60B	Sandstone	•	-
	70B	Dark Grey	•	-
	80B	Herbal Green	•	-
	IR	Iron	•	\$25
	PT	Platinum	•	\$25
OPTIONS	MB	Moisture Barrier (Seat only)		\$85
	CL	CAL TB133 (MESH)		\$90
	CL	CAL TB133 (UPH)		\$105
FREIGHT OPTIONS	KD	Knocked Down		-

TO ORDER SIMPLY FILL IN THE BLANKS

	2	19					KD		
SERIES	BACK STYLE	LEG	ARM	ARM CAP FINISH	FRAME FINISH	OPTIONS <small>For additional options separate with (-) hyphen.</small>	FREIGHT OPTION	FABRIC CODE - SEAT <small>Please refer to allseating.com for fabric codes.</small>	FABRIC CODE - BACK & CLOSED ARM

INFO
AVR
CHIROFORM
DOVE
ENTAIL
FLUID
FOSTER
HALSA
INERTIA
JIF
LEVO
M.O.
MULTI
PRESTO
RAINBOW
RAY
REQUISITE
THERAPOD
TUCK
TWIST
VIVA
YOU
ZIP



FOSTER™ GUEST PLUS TANDEM START UNIT

DESIGN | ALLSEATING GSA SIN | 711-17

BASE PRICE | \$1,285
F1417-OA

Description: Our Guest chair with the flexibility to create your own multiple seat arrangements.
Suggested Applications: Lobbies, Waiting Rooms.

FEATURES

- Clean Out Areas
- 16 Gauge Tubular Steel Frame
- Steel Seat Frame
- High Density Seat Foam
- Latex, lead and mercury free
- Flex Back
- Active Seat Suspension
- Wallsaver Frame Design
- Optional Ganging Kit
- Black non-marring polyethylene glides

DIMENSIONS

- OVERALL: 34"H | 35"W | 24.75"D
- Seat: 18"H | 30"W | 19"D
- Back: 16"H | 30"W
- Arm: 26.25"H
- COM Seat: 1 yard
- COM Back: 1.5 yards
- COM Closed Arm: 0.75 yard

NOTES

- 44 lbs. | 50 lbs. with Closed Arms
- Warranted for users up to 750 lbs./units.
- When graded in combination upholstery is selected, use the highest grade upholstery selected. Please provide the fabrics specified and a description of where each fabric is to be applied on the product.
- This product meets the requirements set forth in ANSI/BIFMA HCF8.1.
- Shipped ready to assemble.
- Order less than \$5000 list are shipped at a flat rate of \$125 net.
- For Fully Assembled Blanket Wrapped products contact Sales Support. Minimum quantity guidelines will apply.
- Minimum order quantities apply to 5 Day Express shipping, contact Sales Support for details.

Code	Grade 1/COM	Grade 2	Grade 3	Grade 4/COL	Grade 5	Grade 6	Grade 7	Grade 8	Leather 1	Leather 2	Leather 3
F0417-OA	\$1,388	\$1,409	\$1,425	\$1,448	\$1,479	\$1,530	\$1,594	\$1,662	\$1,708	\$1,753	\$1,890
F1417-OA	\$1,285	\$1,338	\$1,378	\$1,435	\$1,513	\$1,640	\$1,800	\$1,970	\$2,084	\$2,198	\$2,540
CA	\$242	\$258	\$270	\$287	\$310	\$349	\$397	\$448	\$482	\$516	\$619

SERIES	FO	Guest Mesh	5D	\$
	F1	Guest Upholstered	•	-
BACK STYLE	4	Midback Plus	•	VAR
LEG	17	Tandem Start	•	-
ARM	OA	Open Arm	•	-
	CA	Closed Arm		VAR
ARM CAP FINISH	NC	No Cap		-
	TP	Taupe Polyurethane	•	\$70
	GR	Grey Polyurethane	•	\$70
	BK	Black Polyurethane	•	\$70
	HRM	Hard Rock Maple Wood Cap	•	\$120
	CAN	Candlelight Wood Cap	•	\$120
	RC	Rustic Cherry Wood Cap	•	\$120
	SF	Summer Flame Wood Cap	•	\$120
	CB	Cherry Blossom Wood Cap	•	\$120
	CP	Chocolate Pear Wood Cap	•	\$120
FRAME FINISH	BM	Bronze Matte	•	-
	SVR	Silver	•	-
	BK	Black		\$40
	MG	Metallic Gunmetal		\$40
	PW	Pearlescent White		\$40
BACK MESH (If Applicable)	10B	Silver	•	-
	20B	Cobalt	•	-
	50B	Silica	•	-
	60B	Sandstone	•	-
	70B	Dark Grey	•	-
	80B	Herbal Green	•	-
	IR	Iron	•	\$25
	PT	Platinum	•	\$25
OPTIONS	MB	Moisture Barrier (Seat only)		\$85
	CL	CAL TB133 (MESH)		\$90
	CL	CAL TB133 (UPH)		\$105
FREIGHT OPTIONS	KD	Knocked Down		-

TO ORDER SIMPLY FILL IN THE BLANKS

<input type="text"/>	-	<input type="text" value="4"/>	-	<input type="text" value="17"/>	-	<input type="text"/>	-	<input type="text"/>	-	<input type="text" value="KD"/>	-	<input type="text"/>	-	<input type="text"/>
SERIES		BACK STYLE		LEG		ARM		ARM CAP FINISH		FRAME FINISH		OPTIONS		FREIGHT OPTION

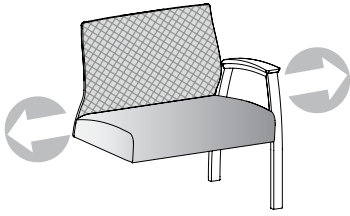
For additional options separate with (-) hyphen.

Please refer to allseating.com for fabric codes.

INFO
AVR
CHAIRFORM
DOVE
ENTAIL
FLUID
FOSTER
HALSA
INERTIA
JIF
LEVO
M.O.
MULTI
PRESTO
RAINBOW
RAY
REQUISITE
THERAPOD
TUCK
TWIST
VIVA
YOU
ZIP

FOSTER™ GUEST PLUS TANDEM ADD ON UNIT

DESIGN | ALLSEATING GSA SIN | 711-17



BASE PRICE | \$1,155
F1418-OA

Description: Our Guest chair with the flexibility to create your own multiple seat arrangements.
Suggested Applications: Lobbies, Waiting Rooms.

FEATURES

- Clean Out Areas
- 16 Gauge Tubular Steel Frame
- Steel Seat Frame
- High Density Seat Foam
- Latex, lead and mercury free
- Flex Back
- Active Seat Suspension
- Wallsaver Frame Design
- Optional Ganging Kit
- Black non-marring polyethylene glides

DIMENSIONS

- OVERALL: 34"H | 35"W | 24.75"D
- Seat: 18"H | 30"W | 19"D
- Back: 16"H | 30"W
- Arm: 26.25"H
- COM Seat: 1 yard
- COM Back: 1.5 yards
- COM Closed Arm: 0.75 yard

NOTES

- 44 lbs. | 50 lbs. with Closed Arms
- Warranted for users up to 750 lbs/units.
- When graded in combination upholstery is selected, use the highest grade upholstery selected. Please provide the fabrics specified and a description of where each fabric is to be applied on the product.
- This product meets the requirements set forth in ANSI/BIFMA HCF8.1.
- Shipped ready to assemble.
- Order less than \$5000 list are shipped at a flat rate of \$125 net.
- For Fully Assembled Blanket Wrapped products contact Sales Support. Minimum quantity guidelines will apply.
- Minimum order quantities apply to 5 Day Express shipping, contact Sales Support for details.

Code	Grade 1/COM	Grade 2	Grade 3	Grade 4/COL	Grade 5	Grade 6	Grade 7	Grade 8	Leather 1	Leather 2	Leather 3
F0418-OA	\$1,258	\$1,279	\$1,295	\$1,318	\$1,349	\$1,400	\$1,464	\$1,532	\$1,578	\$1,623	\$1,760
F1418-OA	\$1,155	\$1,208	\$1,248	\$1,305	\$1,383	\$1,510	\$1,670	\$1,840	\$1,954	\$2,068	\$2,410
CA	\$121	\$137	\$149	\$166	\$189	\$228	\$276	\$327	\$361	\$395	\$498

SERIES	FO	Guest Mesh	5D	\$
	F1	Guest Upholstered	•	-
BACK STYLE	4	Midback Plus	•	VAR
LEG	18	Tandem Add On	•	-
ARM	OA	Open Arm	•	-
	CA	Closed Arm		VAR
ARM CAP FINISH	NC	No Cap		-
	TP	Taupe Polyurethane	•	\$35
	GR	Grey Polyurethane	•	\$35
	BK	Black Polyurethane	•	\$35
	HRM	Hard Rock Maple Wood Cap	•	\$60
	CAN	Candlelight Wood Cap	•	\$60
	RC	Rustic Cherry Wood Cap	•	\$60
	SF	Summer Flame Wood Cap	•	\$60
	CB	Cherry Blossom Wood Cap	•	\$60
	CP	Chocolate Pear Wood Cap	•	\$60
FRAME FINISH	BM	Bronze Matte	•	-
	SVR	Silver	•	-
	BK	Black		\$40
	MG	Metallic Gunmetal		\$40
	PW	Pearlescent White		\$40
BACK MESH (If Applicable)	10B	Silver	•	-
	20B	Cobalt	•	-
	50B	Silica	•	-
	60B	Sandstone	•	-
	70B	Dark Grey	•	-
	80B	Herbal Green	•	-
	IR	Iron	•	\$25
	PT	Platinum	•	\$25
OPTIONS	MB	Moisture Barrier (Seat only)		\$85
	CL	CAL TB133 (MESH)		\$90
	CL	CAL TB133 (UPH)		\$105
FREIGHT OPTIONS	KD	Knocked Down		-

TO ORDER SIMPLY FILL IN THE BLANKS

- - - - - - - - -

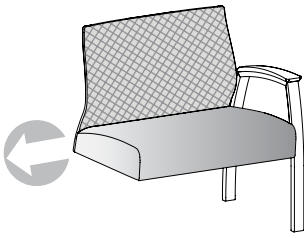
SERIES **BACK STYLE** **LEG** **ARM** **ARM CAP FINISH** **FRAME FINISH** **OPTIONS** **FREIGHT OPTION** **FABRIC CODE - SEAT** **FABRIC CODE - BACK & CLOSED ARM**

For additional options separate with (-) hyphen. Please refer to allseating.com for fabric codes.

INFO
AVR
CHIROFORM
DOVE
ENTAIL
FLUID
FOSTER
HALSA
INERTIA
JIF
LEVO
M.O.
MULTI
PRESTO
RAINBOW
RAY
REQUISITE
THERAPOD
TUCK
TWIST
VIVA
YOU
ZIP

FOSTER™ GUEST PLUS TANDEM END UNIT

DESIGN | ALLSEATING GSA SIN | 711-17



BASE PRICE | \$1,137
F1419-OA

Description: Our Guest chair with the flexibility to create your own multiple seat arrangements.
Suggested Applications: Lobbies, Waiting Rooms.

FEATURES

- Clean Out Areas
- 16 Gauge Tubular Steel Frame
- Steel Seat Frame
- High Density Seat Foam
- Latex, lead and mercury free
- Flex Back
- Active Seat Suspension
- Wallsaver Frame Design
- Optional Ganging Kit
- Black non-marring polyethylene glides

DIMENSIONS

- OVERALL: 34"H | 35"W | 24.75"D
- Seat: 18"H | 30"W | 19"D
- Back: 16"H | 30"W
- Arm: 26.25"H
- COM Seat: 1 yard
- COM Back: 1.5 yards
- COM Closed Arm: 0.75 yard

NOTES

- 44 lbs. | 50 lbs. with Closed Arms
- Warranted for users up to 750 lbs/units.
- When graded in combination upholstery is selected, use the highest grade upholstery selected. Please provide the fabrics specified and a description of where each fabric is to be applied on the product.
- This product meets the requirements set forth in ANSI/BIFMA HCF8.1.
- Shipped ready to assemble.
- Order less than \$5000 list are shipped at a flat rate of \$125 net.
- For Fully Assembled Blanket Wrapped products contact Sales Support. Minimum quantity guidelines will apply.
- Minimum order quantities apply to 5 Day Express shipping, contact Sales Support for details.

Code	Grade 1/COM	Grade 2	Grade 3	Grade 4/COL	Grade 5	Grade 6	Grade 7	Grade 8	Leather 1	Leather 2	Leather 3
F0419-OA	\$1,240	\$1,261	\$1,277	\$1,300	\$1,331	\$1,382	\$1,446	\$1,514	\$1,560	\$1,605	\$1,742
F1419-OA	\$1,137	\$1,190	\$1,230	\$1,287	\$1,365	\$1,492	\$1,652	\$1,822	\$1,936	\$2,050	\$2,392
CA	\$121	\$137	\$149	\$166	\$189	\$228	\$276	\$327	\$361	\$395	\$498

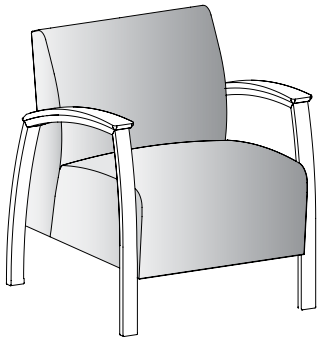
SERIES	FO	Guest Mesh	5D	\$
	F1	Guest Upholstered	•	-
BACK STYLE	4	Midback Plus	•	VAR
LEG	19	Tandem End	•	-
ARM	OA	Open Arm	•	-
	CA	Closed Arm		VAR
ARM CAP FINISH	NC	No Cap		-
	TP	Taupe Polyurethane	•	\$35
	GR	Grey Polyurethane	•	\$35
	BK	Black Polyurethane	•	\$35
	HRM	Hard Rock Maple Wood Cap	•	\$60
	CAN	Candlelight Wood Cap	•	\$60
	RC	Rustic Cherry Wood Cap	•	\$60
	SF	Summer Flame Wood Cap	•	\$60
	CB	Cherry Blossom Wood Cap	•	\$60
	CP	Chocolate Pear Wood Cap	•	\$60
FRAME FINISH	BM	Bronze Matte	•	-
	SVR	Silver	•	-
	BK	Black		\$40
	MG	Metallic Gunmetal		\$40
	PW	Pearlescent White		\$40
BACK MESH (If Applicable)	10B	Silver	•	-
	20B	Cobalt	•	-
	50B	Silica	•	-
	60B	Sandstone	•	-
	70B	Dark Grey	•	-
	80B	Herbal Green	•	-
	IR	Iron	•	\$25
	PT	Platinum	•	\$25
OPTIONS	MB	Moisture Barrier (Seat only)		\$85
	CL	CAL TB133 (MESH)		\$90
	CL	CAL TB133 (UPH)		\$105
FREIGHT OPTIONS	KD	Knocked Down		-

TO ORDER SIMPLY FILL IN THE BLANKS

<input type="text"/>	-	<input type="text" value="4"/>	-	<input type="text" value="19"/>	-	<input type="text"/>	-	<input type="text"/>	-	<input type="text" value="KD"/>	-	<input type="text"/>	-	<input type="text"/>		
SERIES		BACK STYLE		LEG		ARM		ARM CAP FINISH		FRAME FINISH		OPTIONS		FREIGHT OPTION	FABRIC CODE - SEAT Please refer to allseating.com for fabric codes.	FABRIC CODE - BACK & CLOSED ARM

For additional options separate with (-) hyphen.

INFO
AVR
CHIROFORM
DOVE
ENTAIL
FLUID
FOSTER
HALSA
INERTIA
JIF
LEVO
M.O.
MULTI
PRESTO
RAINBOW
RAY
REQUISITE
THERAPOD
TUCK
TWIST
VIVA
YOU
ZIP



FOSTER™ LOUNGE SINGLE

DESIGN | ALLSEATING
GSA SIN | 711-16

BASE PRICE | \$1,683
F2010-OA

Influenced by residential and hospitality design, Foster lounge furniture offers a deeper, wider seat and superior comfort.
Suggested Applications:
Waiting Rooms, Patient Rooms, Resident Rooms.

FEATURES

- Clean Out Areas
- 16 Gauge Tubular Steel Frame
- Steel Seat Frame
- Multi Layered High Density Seat Foam
- Latex, lead and mercury free
- Wallsaver Frame Design
- Black non-marring polyethylene glides

DIMENSIONS

- OVERALL: 31"H | 28"W | 30.25"D
- Seat: 17.5"H | 23"W | 20"D
- Back: 13.5"H | 22"W
- Arm: 26.26"H
- COM Seat: 1.5 yards
- COM Back: 1.75 yards
- COM Closed Arm: 1.75 yards

NOTES

- 57 lbs. | 68 lbs. with Closed Arms.
- Warranted for users up to 500 lbs/seat.
- When graded in combination upholstery is selected, use the highest grade upholstery selected. Please provide the fabrics specified and a description of where each fabric is to be applied on the product.
- This product meets the requirements set forth in ANSI/BIFMA HCF8.1.
- Shipped fully assembled.
- Order less than \$5000 list are shipped at a flat rate of \$125 net.
- For Fully Assembled Blanket Wrapped products contact Sales Support. Minimum quantity guidelines will apply.

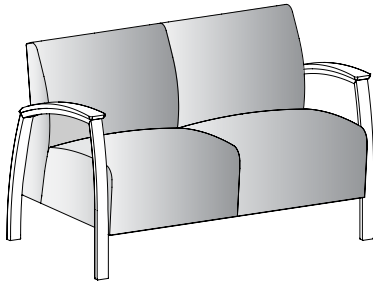
Code	Grade 1/COM	Grade 2	Grade 3	Grade 4/COL	Grade 5	Grade 6	Grade 7	Grade 8	Leather 1	Leather 2	Leather 3
F2010-OA	\$1,683	\$1,751	\$1,803	\$1,878	\$1,979	\$2,145	\$2,353	\$2,574	\$2,721	\$2,869	\$3,315
CA	\$242	\$279	\$307	\$347	\$401	\$491	\$603	\$722	\$801	\$881	\$1,121

SERIES	F2	Lounge	5D	\$
BACK STYLE	0	Midback		VAR
LEG	10	Single		-
ARM	OA	Open Arm		-
	NA	No Arm		-
	CA	Closed Arm		VAR
ARM CAP FINISH	NC	No Cap		-
	TP	Taupe Polyurethane		\$75
	GR	Grey Polyurethane		\$75
	BK	Black Polyurethane		\$75
	HRM	Hard Rock Maple Wood Cap		\$130
	CAN	Candlelight Wood Cap		\$130
	RC	Rustic Cherry Wood Cap		\$130
FRAME FINISH	SF	Summer Flame Wood Cap		\$130
	CB	Cherry Blossom Wood Cap		\$130
	CP	Chocolate Pear Wood Cap		\$130
	BM	Bronze Matte		-
	SVR	Silver		-
OPTIONS	BK	Black		\$40
	MG	Metallic Gunmetal		\$40
	PW	Pearlescent White		\$40
	MB	Moisture Barrier (Seat only)		\$85
FREIGHT OPTIONS	CL	CAL TB133		\$200
	KD	Knocked Down		-

TO ORDER SIMPLY FILL IN THE BLANKS

F2	-	0	-	10	-		-		-		-	KD	-		-		
SERIES		BACK STYLE		LEG		ARM		ARM CAP FINISH		FRAME FINISH		OPTIONS		FREIGHT OPTION		FABRIC CODE - SEAT	FABRIC CODE - BACK & CLOSED ARM
												For additional options separate with (-) hyphen.				Please refer to allseating.com for fabric codes.	

INFO
AVR
CHIROFORM
DOVE
ENTAIL
FLUID
FOSTER
HALSA
INERTIA
JIF
LEVO
M.O.
MULTI
PRESTO
RAINBOW
RAY
REQUISITE
THERAPOD
TUCK
TWIST
VIVA
YOU
ZIP



FOSTER™ LOUNGE DOUBLE

DESIGN | ALLSEATING
GSA SIN | 711-16

BASE PRICE | \$2,480
F2020-OA

Influenced by residential and hospitality design, Foster lounge furniture offers a deeper, wider seat and superior comfort. A streamlined two-seater maximizes space.

Suggested Applications:
Waiting Rooms, Patient Rooms, Resident Rooms.

FEATURES

- Clean Out Areas
- 16 Gauge Tubular Steel Frame
- Steel Seat Frame
- Multi Layered High Density Seat Foam
- Latex, lead and mercury free
- Wallsaver Frame Design
- Black non-marring polyethylene glides

DIMENSIONS

- OVERALL: 31"H | 51.5"W | 30.25"D
- Seat: 17.5"H | 23"W | 20"D
- Back: 13.5"H | 23"W
- Arm: 26.25"H
- COM Seat: 2 yards
- COM Back: 2.5 yards
- COM Closed Arm: 1.75 yards

NOTES

- 96 lbs. | 107 lbs. with Closed Arms.
- Warranted for users up to 500 lbs/seat.
- When graded in combination upholstery is selected, use the highest grade upholstery selected. Please provide the fabrics specified and a description of where each fabric is to be applied on the product.
- This product meets the requirements set forth in ANSI/BIFMA HCF8.1.
- Shipped fully assembled.
- Order less than \$5000 list are shipped at a flat rate of \$125 net.
- For Fully Assembled Blanket Wrapped products contact Sales Support. Minimum quantity guidelines will apply.

Code	Grade 1/COM	Grade 2	Grade 3	Grade 4/COL	Grade 5	Grade 6	Grade 7	Grade 8	Leather 1	Leather 2	Leather 3
F2020-OA	\$2,480	\$2,575	\$2,647	\$2,750	\$2,890	\$3,119	\$3,407	\$3,713	\$3,918	\$4,123	\$4,739
CA	\$242	\$279	\$307	\$347	\$401	\$491	\$603	\$722	\$801	\$881	\$1,121

SERIES	F2	Lounge	5D	\$
BACK STYLE	0	Midback		VAR
LEG	20	Double		-
ARM	OA	Open Arm		-
	NA	No Arm		-
	CA	Closed Arm		VAR
	NC	No Cap		-
ARM CAP FINISH	TP	Taupe Polyurethane		\$75
	GR	Grey Polyurethane		\$75
	BK	Black Polyurethane		\$75
	HRM	Hard Rock Maple Wood Cap		\$130
	CAN	Candlelight Wood Cap		\$130
	RC	Rustic Cherry Wood Cap		\$130
	SF	Summer Flame Wood Cap		\$130
FRAME FINISH	CB	Cherry Blossom Wood Cap		\$130
	CP	Chocolate Pear Wood Cap		\$130
	BM	Bronze Matte		-
	SVR	Silver		-
OPTIONS	BK	Black		\$40
	MG	Metallic Gunmetal		\$40
	PW	Pearlescent White		\$40
	MB	Moisture Barrier (Seat only)		\$170
FREIGHT OPTIONS	CL	CAL TB133		\$300
	KD	Knocked Down		-

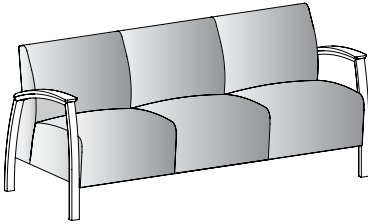
TO ORDER SIMPLY FILL IN THE BLANKS

F2	-	0	-	20	-		-		-		-	KD	-		-		
SERIES		BACK STYLE		LEG		ARM		ARM CAP FINISH		FRAME FINISH		OPTIONS		FREIGHT OPTION		FABRIC CODE - SEAT	FABRIC CODE - BACK & CLOSED ARM
<p>For additional options separate with (-) hyphen. Please refer to allseating.com for fabric codes.</p>																	

INFO
AVR
CHIROFORM
DOVE
ENTAIL
FLUID
FOSTER
HALSA
INERTIA
JIF
LEVO
M.O.
MULTI
PRESTO
RAINBOW
RAY
REQUISITE
THERAPOD
TUCK
TWIST
VIVA
YOU
ZIP

FOSTER™ LOUNGE TRIPLE

DESIGN | ALLSEATING
GSA SIN | 711-16



BASE PRICE | \$3,252
F2030-OA

Influenced by residential and hospitality design, Foster lounge furniture offers a deeper, wider seat and superior comfort. A stylish three-seater maximizes space.

Suggested Applications:
Waiting Rooms, Patient Rooms, Resident Rooms.

FEATURES

- Clean Out Areas
- 16 Gauge Tubular Steel Frame
- Steel Seat Frame
- Multi Layered High Density Seat Foam
- Latex, lead and mercury free
- Wallsaver Frame Design
- Black non-marring polyethylene glides

DIMENSIONS

- OVERALL: 31"H | 75"W | 30.25"D
- Seat: 17.5"H | 23"W | 20"D
- Back: 13.5"H | 69"W
- Arm: 26.25"H
- COM Seat: 3.25 yards
- COM Back: 3.5 yards
- COM Closed Arm: 1.75 yards

NOTES

- 135 lbs. | 146 lbs. with Closed Arms.
- Warranted for users up to 500 lbs/seat.
- When graded in combination upholstery is selected, use the highest grade upholstery selected. Please provide the fabrics specified and a description of where each fabric is to be applied on the product.
- This product meets the requirements set forth in ANSI/BIFMA HCF8.1.
- Shipped fully assembled.
- Order less than \$5000 list are shipped at a flat rate of \$125 net.
- For Fully Assembled Blanket Wrapped products contact Sales Support. Minimum quantity guidelines will apply.

Code	Grade 1/COM	Grade 2	Grade 3	Grade 4/COL	Grade 5	Grade 6	Grade 7	Grade 8	Leather 1	Leather 2	Leather 3
F2030-OA	\$3,252	\$3,383	\$3,483	\$3,627	\$3,821	\$4,140	\$4,540	\$4,965	\$5,249	\$5,533	\$6,390
CA	\$242	\$279	\$307	\$347	\$401	\$491	\$603	\$722	\$801	\$881	\$1,121

SERIES	F2	Lounge	5D	\$
BACK STYLE	0	Midback		VAR
LEG	30	Triple		-
ARM	OA	Open Arm		-
	NA	No Arm		-
	CA	Closed Arm		VAR
ARM CAP FINISH	NC	No Cap		-
	TP	Taupe Polyurethane		\$75
	GR	Grey Polyurethane		\$75
	BK	Black Polyurethane		\$75
	HRM	Hard Rock Maple Wood Cap		\$130
	CAN	Candlelight Wood Cap		\$130
	RC	Rustic Cherry Wood Cap		\$130
FRAME FINISH	SF	Summer Flame Wood Cap		\$130
	CB	Cherry Blossom Wood Cap		\$130
	CP	Chocolate Pear Wood Cap		\$130
	BM	Bronze Matte		-
	SVR	Silver		-
OPTIONS	BK	Black		\$40
	MG	Metallic Gunmetal		\$40
	PW	Pearlescent White		\$40
	MB	Moisture Barrier (Seat only)		\$255
FREIGHT OPTIONS	CL	CAL TB133		\$400
	KD	Knocked Down		-

TO ORDER SIMPLY FILL IN THE BLANKS

F2 -
 0 -
 30 -
 -
 -
 -
 -
 KD -
 -

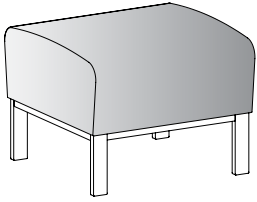
SERIES **BACK STYLE** **LEG** **ARM** **ARM CAP FINISH** **FRAME FINISH** **OPTIONS** **FREIGHT OPTION** **FABRIC CODE - SEAT** **FABRIC CODE - BACK & CLOSED ARM**

For additional options separate with (-) hyphen. Please refer to allseating.com for fabric codes.

INFO
AVR
CHIROFORM
DOVE
ENTAIL
FLUID
FOSTER
HALSA
INERTIA
JIF
LEVO
M.O.
MULTI
PRESTO
RAINBOW
RAY
REQUISITE
THERAPOD
TUCK
TWIST
VIVA
YOU
ZIP

FOSTER™ BENCH SINGLE

DESIGN | ALLSEATING
GSA SIN | 711-16



BASE PRICE | \$928
F3X40

Waiting may never be easy, but it never has to be hard. The same webbed suspension seat and supportive seat cushions make Foster benches a comfortable spot to wait.

Suggested Applications:
Lobbies, Waiting Rooms, Patient Rooms, Resident Rooms.

Code	Grade 1/ COM	Grade 2	Grade 3	Grade 4/ COL	Grade 5	Grade 6	Grade 7	Grade 8	Leather 1	Leather 2	Leather 3
F3X40	\$928	\$965	\$993	\$1,033	\$1,087	\$1,177	\$1,289	\$1,408	\$1,487	\$1,567	\$1,807

FEATURES

- 16 Gauge Tubular Steel Frame
- Multi Layered High Density Seat Foam
- Latex, lead and mercury free
- Black non-marring polyethylene glides

DIMENSIONS

- OVERALL: 18"H | 24"W | 24"D
- Seat: 18"H | 24"W | 24"D
- COM Seat: 1.75 yards

SERIES	F3	Bench	5D	\$
BACK STYLE	X	No Back		-
LEG	40	Single		-
FRAME FINISH	BM	Bronze Matte		-
	SVR	Silver		-
	BK	Black		\$40
	MG	Metallic Gunmetal		\$40
	PW	Pearlescent White		\$40
OPTIONS	MB	Moisture Barrier (Seat only)		\$85
	CL	CAL TB133		\$100
FREIGHT OPTIONS	KD	Knocked Down		-

NOTES

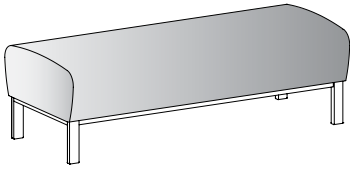
- 27 lbs.
- Warranted for users up to 325 lbs/seat.
- This product meets the requirements set forth in ANSI/BIFMA HCF8.1.
- Shipped fully assembled.
- Order less than \$5000 list are shipped at a flat rate of \$125 net.
- For Fully Assembled Blanket Wrapped products contact Sales Support. Minimum quantity guidelines will apply.

TO ORDER SIMPLY FILL IN THE BLANKS

F3	-	X	-	40	-		-		-	KD	-	
SERIES		BACK STYLE		LEG		FRAME FINISH		OPTIONS		FREIGHT OPTION		FABRIC CODE
								For additional options separate with (-) hyphen.				Please refer to allseating.com for fabric codes.

FOSTER™ BENCH DOUBLE

DESIGN | ALLSEATING
GSA SIN | 711-16



BASE PRICE | \$1,570

F3X41

Waiting may never be easy, but it never has to be hard. The same webbed suspension seat and supportive seat cushions make Foster benches a comfortable spot to wait.

Suggested Applications:
Lobbies, Waiting Rooms, Patient Rooms, Resident Rooms.

Code	Grade 1/ COM	Grade 2	Grade 3	Grade 4/ COL	Grade 5	Grade 6	Grade 7	Grade 8	Leather 1	Leather 2	Leather 3
F3X41	\$1,570	\$1,638	\$1,690	\$1,765	\$1,866	\$2,032	\$2,240	\$2,461	\$2,608	\$2,756	\$3,202

FEATURES

- 16 Gauge Tubular Steel Frame
- Multi Layered High Density Seat Foam
- Latex, lead and mercury free
- Black non-marring polyethylene glides

SERIES	F3	Bench	5D	\$
BACK STYLE	X	No Back		-
LEG	41	Double		-
FRAME FINISH	BM	Bronze Matte		-
	SVR	Silver		-
	BK	Black		\$40
	MG	Metallic Gunmetal		\$40
	PW	Pearlescent White		\$40
OPTIONS	MB	Moisture Barrier (Seat only)		\$170
	CL	CAL TB133		\$200
FREIGHT OPTIONS	KD	Knocked Down		-

DIMENSIONS

- OVERALL: 18"H | 24"W | 24"D
- Seat: 18"H | 59"W | 24"D
- COM Seat: 3.25 yards

NOTES

- 48 lbs.
- Warranted for users up to 325 lbs/seat.
- This product meets the requirements set forth in ANSI/BIFMA HCF8.1.
- Shipped fully assembled.
- Order less than \$5000 list are shipped at a flat rate of \$125 net.
- For Fully Assembled Blanket Wrapped products contact Sales Support. Minimum quantity guidelines will apply.

TO ORDER SIMPLY FILL IN THE BLANKS

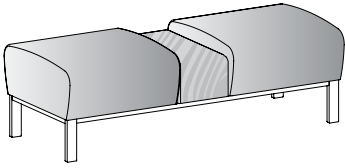
F3 -
 X -
 41 -
 -
 -
 KD -

SERIES **BACK STYLE** **LEG** **FRAME FINISH** **OPTIONS** **FREIGHT OPTION** **FABRIC CODE**
For additional options separate with (-) hyphen. Please refer to allseating.com for fabric codes.

INFO
AVR
CHIROFORM
DOVE
ENTAIL
FLUID
FOSTER
HALSA
INERTIA
JIF
LEVO
M.O.
MULTI
PRESTO
RAINBOW
RAY
REQUISITE
THERAPOD
TUCK
TWIST
VIVA
YOU
ZIP

FOSTER™ BENCH DOUBLE WITH TABLE

DESIGN | ALLSEATING
GSA SIN | 711-16



BASE PRICE | \$2,175

F3X42

Comfortable Foster benches combined with a convenient wood table for personal items.
Suggested Applications:
Lobbies, Waiting Rooms, Patient Rooms, Resident Rooms.

Code	Grade 1/COM	Grade 2	Grade 3	Grade 4/COL	Grade 5	Grade 6	Grade 7	Grade 8	Leather 1	Leather 2	Leather 3
F3X42	\$2,175	\$2,222	\$2,258	\$2,310	\$2,380	\$2,495	\$2,639	\$2,792	\$2,894	\$2,996	\$3,305

FEATURES

- 16 Gauge Tubular Steel Frame
- Multi Layered High Density Seat Foam
- Latex, lead and mercury free
- Black non-marring polyethylene glides
- Table is laminate finish

DIMENSIONS

- OVERALL: 18"H | 59"W | 24"D
- Seat: 18"H | 24"W each | 24"D
- COM Seat: 2.25 yards

SERIES	F3	Bench	5D	\$
BACK STYLE	X	No Back		-
LEG	42	Double With Table		-
FRAME FINISH	BM	Bronze Matte		-
	SVR	Silver		-
	BK	Black		\$40
	MG	Metallic Gunmetal		\$40
	PW	Pearlescent White		\$40
TABLE FINISH	DW	Designer White		-
	EB	Ebony		-
	HRM	Hard Rock Maple		-
	CAN	Candlelight		-
	RC	Rustic Cherry		-
	SF	Summer Flame		-
	CB	Cherry Blossom		-
	CP	Chocolate Pear		-
OPTIONS	MB	Moisture Barrier (Seat only)		\$170
	CL	CAL TB133		\$175
FREIGHT OPTIONS	KD	Knocked Down		-

NOTES

- 64 lbs.
- Warranted for users up to 325 lbs/seat.
- This product meets the requirements set forth in ANSI/BIFMA HCF8.1.
- Shipped fully assembled.
- Order less than \$5000 list are shipped at a flat rate of \$125 net.
- For Fully Assembled Blanket Wrapped products contact Sales Support. Minimum quantity guidelines will apply.

TO ORDER SIMPLY FILL IN THE BLANKS

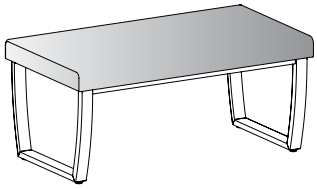
F3	-	X	-	42	-		-		-	KD	-	
SERIES		BACK STYLE		LEG		FRAME FINISH		TABLE FINISH		FREIGHT OPTION		FABRIC CODE
												Please refer to allseating.com for fabric codes.

For additional options separate with (-) hyphen.

INFO
AVR
CHIROFORM
DOVE
ENTAIL
FLUID
FOSTER
HALSA
INERTIA
JIF
LEVO
M.O.
MULTI
PRESTO
RAINBOW
RAY
REQUISITE
THERAPOD
TUCK
TWIST
VIVA
YOU
ZIP

FOSTER™ BENCH LIGHT

DESIGN | ALLSEATING
GSA SIN | 711-16



BASE PRICE | \$1,069
F3X43

Waiting may never be easy, but it never has to be hard. The lite bench makes for a comfortable spot to wait and shares the same aesthetic with the free standing tables.

Suggested Applications:
Lobbies, Waiting Rooms, Patient Rooms, Resident Rooms.

Code	Grade 1/ COM	Grade 2	Grade 3	Grade 4/ COL	Grade 5	Grade 6	Grade 7	Grade 8	Leather 1	Leather 2	Leather 3
F3X43	\$1,069	\$1,090	\$1,106	\$1,129	\$1,160	\$1,211	\$1,275	\$1,343	\$1,389	\$1,434	\$1,571

FEATURES

- 16 Gauge Tubular Steel Frame
- Multi Layered High Density Seat Foam
- Latex, lead and mercury free
- Black non-marring polyethylene glides

DIMENSIONS

- OVERALL: 18"H | 24"W | 24"D
- Seat: 18"H | 40"W | 23"D
- COM Seat: 1 yard

SERIES	F3	Bench	5D	\$
BACK STYLE	X	No Back		-
LEG	43	Light		-
FRAME FINISH	BM	Bronze Matte		-
	SVR	Silver		-
	BK	Black		\$40
	MG	Metallic Gunmetal		\$40
	PW	Pearlescent White		\$40
OPTIONS	MB	Moisture Barrier (Seat only)		\$85
	CL	CAL TB133		\$90
FREIGHT OPTIONS	KD	Knocked Down		-

NOTES

- 28 lbs.
- Warranted for users up to 325 lbs/seat.
- This product meets the requirements set forth in ANSI/BIFMA HCF8.1.
- Shipped fully assembled.
- Order less than \$5000 list are shipped at a flat rate of \$125 net.
- For Fully Assembled Blanket Wrapped products contact Sales Support. Minimum quantity guidelines will apply.

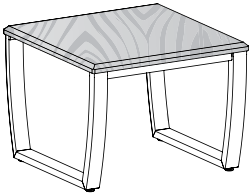
TO ORDER SIMPLY FILL IN THE BLANKS

F3	-	X	-	43	-		-		-	KD
SERIES		BACK STYLE		LEG		FRAME FINISH		OPTIONS For additional options separate with (-) hyphen.		FREIGHT OPTION

INFO
AVR
CHIROFORM
DOVE
ENTAIL
FLUID
FOSTER
HALSA
INERTIA
JIF
LEVO
M.O.
MULTI
PRESTO
RAINBOW
RAY
REQUISITE
THERAPOD
TUCK
TWIST
VIVA
YOU
ZIP

FOSTER™ SIDE TABLE

DESIGN | ALLSEATING
GSA SIN | 711-16



BASE PRICE | \$978
F4X01

A sleek side table design with a seamless, thermafoil surface. Table frames complement the chair frames to create a cohesive look throughout the facility.

Suggested Applications:
Waiting Areas, Dining Room, Patient Rooms, Resident.

Code	List Price
F4X01	\$978

FEATURES

- 16 Gauge Tubular Steel Frame
- Seamless Thermafoil Surface
- Black nylon round glides

DIMENSIONS

- OVERALL: 16"H | 22"W | 22"D

SERIES	F4	Table	5D	\$
BACK STYLE	X	No Back		-
LEG	01	Side		-
FRAME FINISH	BM	Bronze Matte		-
	SVR	Silver		-
	BK	Black		\$40
	MG	Metallic Gunmetal		\$40
	PW	Pearlescent White		\$40
TABLE FINISH	DW	Designer White		-
	EB	Ebony		-
	HRM	Hard Rock Maple		-
	CAN	Candlelight		-
	RC	Rustic Cherry		-
	SF	Summer Flame		-
	CB	Cherry Blossom		-
OPTIONS	CP	Chocolate Pear		-
	CL	CAL TB133		-
FREIGHT OPTIONS	KD	Knocked Down		-

NOTES

- 23 lbs.
- This product meets the requirements set forth in ANSI/BIFMA HCF8.1.
- Shipped fully assembled.
- Order less than \$5000 list are shipped at a flat rate of \$125 net.
- For Fully Assembled Blanket Wrapped products contact Sales Support. Minimum quantity guidelines will apply.

TO ORDER SIMPLY FILL IN THE BLANKS

F4 -
 X -
 01 -
 -
 -
 -
 KD

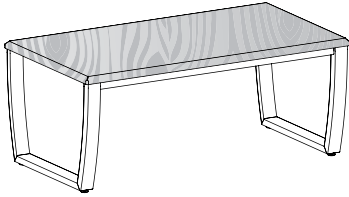
SERIES **BACK STYLE** **LEG** **FRAME FINISH** **TABLE FINISH** **OPTIONS** **FREIGHT OPTION**

For additional options separate with (-) hyphen.

INFO
AVR
CHIROFORM
DOVE
ENTAIL
FLUID
FOSTER
HALSA
INERTIA
JIF
LEVO
M.O.
MULTI
PRESTO
RAINBOW
RAY
REQUISITE
THERAPOD
TUCK
TWIST
VIVA
YOU
ZIP

FOSTER™ COFFEE TABLE

DESIGN | ALLSEATING
GSA SIN | 711-16



BASE PRICE | \$1,195
F4X02

A sleek coffee table design with a seamless, thermafoil surface. Table frames complement the chair frames to create a cohesive look throughout the facility.

Suggested Applications:
Waiting Areas, Dining Room, Patient Rooms, Resident Rooms.

Code	List Price
F4X02	\$1,195

FEATURES

- 16 Gauge Tubular Steel Frame
- Seamless Thermafoil Surface
- Black nylon round glides

DIMENSIONS

- OVERALL: 16"H | 40"W | 22"D

SERIES	F4	Table	5D	\$
BACK STYLE	X	No Back		-
LEG	O2	Coffee		-
FRAME FINISH	BM	Bronze Matte		-
	SVR	Silver		-
	BK	Black		\$40
	MG	Metallic Gunmetal		\$40
	PW	Pearlescent White		\$40
TABLE FINISH	DW	Designer White		-
	EB	Ebony		-
	HRM	Hard Rock Maple		-
	CAN	Candlelight		-
	RC	Rustic Cherry		-
	SF	Summer Flame		-
	CB	Cherry Blossom		-
OPTIONS	CP	Chocolate Pear		-
	CL	CAL TB133		-
FREIGHT OPTIONS	KD	Knocked Down		-

NOTES

- 35 lbs.
- This product meets the requirements set forth in ANSI/BIFMA HCF8.1.
- Shipped fully assembled.
- Order less than \$5000 list are shipped at a flat rate of \$125 net.
- For Fully Assembled Blanket Wrapped products contact Sales Support. Minimum quantity guidelines will apply.

TO ORDER SIMPLY FILL IN THE BLANKS

F4 -
 X -
 O2 -
 -
 -
 -
 KD

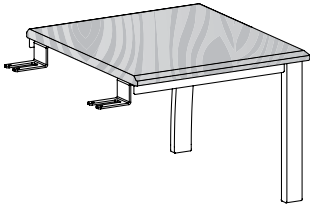
SERIES **BACK STYLE** **LEG** **FRAME FINISH** **TABLE FINISH** **OPTIONS** **FREIGHT OPTION**

For additional options separate with (-) hyphen.

INFO
AVR
CHIROFORM
DOVE
ENTAIL
FLUID
FOSTER
HALSA
INERTIA
JIF
LEVO
M.O.
MULTI
PRESTO
RAINBOW
RAY
REQUISITE
THERAPOD
TUCK
TWIST
VIVA
YOU
ZIP

FOSTER™ END TABLES

DESIGN | ALLSEATING
GSA SIN | 711-17



BASE PRICE | \$695
F4X03

A sleek end table design with a seamless, thermafoil surface. Table frames complement the chair frames to create a cohesive look throughout the facility.

Suggested Applications:
Waiting Areas, Dining Room, Patient Rooms, Resident Rooms.

Code	List Price	Code	List Price
F4X03	\$695	F4X04	\$695

FEATURES

- 16 Gauge Tubular Steel Frame
- Seamless Thermafoil Surface
- Black non-marring polyethylene glides

DIMENSIONS

- OVERALL: 16"H | 21"W | 23"D

SERIES	F4	Table	5D	\$
BACK STYLE	X	No Back		-
LEG	03	End (Left)		-
	04	End (Right)		-
FRAME FINISH	BM	Bronze Matte		-
	SVR	Silver		-
	BK	Black		\$40
	MG	Metallic Gunmetal		\$40
	PW	Pearlescent White		\$40
TABLE FINISH	DW	Designer White		-
	EB	Ebony		-
	HRM	Hard Rock Maple		-
	CAN	Candlelight		-
	RC	Rustic Cherry		-
	SF	Summer Flame		-
	CB	Cherry Blossom		-
	CP	Chocolate Pear		-
OPTIONS	CL	CAL TB133		-
FREIGHT OPTIONS	KD	Knocked Down		-

NOTES

- 20 lbs.
- This product meets the requirements set forth in ANSI/BIFMA HCF8.1.
- Shipped fully assembled.
- Add-On tables can connect to any of the guest chairs - standard, wide, plus widths as well as multiples.
- They can even connect to patient chairs if necessary with the exception of the sled, rocker and hip chair.
- Lounge units and benches are built on a different platform and cannot be configured with Add-Ons.
- Order less than \$5000 list are shipped at a flat rate of \$125 net.
- For Fully Assembled Blanket Wrapped products contact Sales Support. Minimum quantity guidelines will apply.

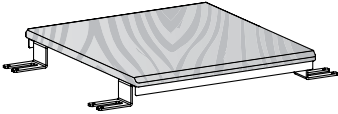
TO ORDER SIMPLY FILL IN THE BLANKS

F4	-	X	-		-		-		-		-	KD
SERIES		BACK STYLE		LEG		FRAME FINISH		TABLE FINISH		OPTIONS		FREIGHT OPTION

For additional options separate with (-) hyphen.

FOSTER™ IN-LINE TABLE

DESIGN | ALLSEATING
GSA SIN | 711-17



BASE PRICE | \$620
F4X05

A sleek design with a seamless, thermafoil surface. Table frames complement the chair frames to create a cohesive look throughout the facility.

Suggested Applications:
Waiting Areas, Dining Room, Patient Rooms, Resident Rooms.

Code	List Price
F4X05	\$620

FEATURES

- 16 Gauge Tubular Steel Frame
- Seamless Thermafoil Surface

DIMENSIONS

- OVERALL: 16"H | 21"W | 23"D

SERIES	F4	Table	5D	\$
BACK STYLE	X	No Back		-
LEG	05	In-Line		-
FRAME FINISH	BM	Bronze Matte		-
	SVR	Silver		-
	BK	Black		\$40
	MG	Metallic Gunmetal		\$40
	PW	Pearlescent White		\$40
TABLE FINISH	DW	Designer White		-
	EB	Ebony		-
	HRM	Hard Rock Maple		-
	CAN	Candlelight		-
	RC	Rustic Cherry		-
	SF	Summer Flame		-
	CB	Cherry Blossom		-
	CP	Chocolate Pear		-
OPTIONS	CL	CAL TB133		-
FREIGHT OPTIONS	KD	Knocked Down		-

NOTES

- 17 lbs.
- This product meets the requirements set forth in ANSI/BIFMA HCF8.1.
- Shipped fully assembled.
- Add-On tables can connect to any of the guest chairs - standard, wide, plus widths as well as multiples.
- They can even connect to patient chairs if necessary with the exception of the sled, rocker and hip chair.
- Lounge units and benches are built on a different platform and cannot be configured with Add-Ons.
- Order less than \$5000 list are shipped at a flat rate of \$125 net.
- For Fully Assembled Blanket Wrapped products contact Sales Support. Minimum quantity guidelines will apply.

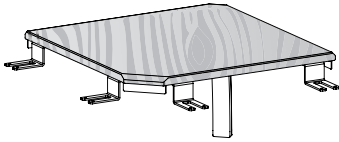
TO ORDER SIMPLY FILL IN THE BLANKS

F4	-	X	-	05	-		-		-		-	KD
SERIES		BACK STYLE		LEG		FRAME FINISH		TABLE FINISH		OPTIONS		FREIGHT OPTION
<small>For additional options separate with (-) hyphen.</small>												

INFO
AVR
CHIROFORM
DOVE
ENTAIL
FLUID
FOSTER
HALSA
INERTIA
JIF
LEVO
M.O.
MULTI
PRESTO
RAINBOW
RAY
REQUISITE
THERAPOD
TUCK
TWIST
VIVA
YOU
ZIP

FOSTER™ CORNER TABLE

DESIGN | ALLSEATING
GSA SIN | 711-17



BASE PRICE | \$890

F4X06

A sleek design with a seamless, thermafoil surface. Table frames complement the chair frames to create a cohesive look throughout the facility.

Suggested Applications:
Waiting Areas, Dining Room, Patient Rooms, Resident Rooms.

Code	List Price
F4X06	\$890

FEATURES

- 16 Gauge Tubular Steel Frame
- Seamless Thermafoil Surface

DIMENSIONS

- OVERALL: 16"H | 21"W | 23"D

SERIES	F4	Table	5D	\$
BACK STYLE	X	No Back		-
LEG	06	Corner 90 Degrees		-
FRAME FINISH	BM	Bronze Matte		-
	SVR	Silver		-
	BK	Black		\$40
	MG	Metallic Gunmetal		\$40
	PW	Pearlescent White		\$40
TABLE FINISH	DW	Designer White		-
	EB	Ebony		-
	HRM	Hard Rock Maple		-
	CAN	Candlelight		-
	RC	Rustic Cherry		-
	SF	Summer Flame		-
	CB	Cherry Blossom		-
OPTIONS	CP	Chocolate Pear		-
	CL	CAL TB133		-
FREIGHT OPTIONS	KD	Knocked Down		-

NOTES

- 24 lbs.
- This product meets the requirements set forth in ANSI/BIFMA HCF8.1.
- Shipped fully assembled.
- Add-On tables can connect to any of the guest chairs - standard, wide, plus widths as well as multiples.
- They can even connect to patient chairs if necessary with the exception of the sled, rocker and hip chair.
- Lounge units and benches are built on a different platform and cannot be configured with Add-Ons.
- Order less than \$5000 list are shipped at a flat rate of \$125 net.
- For Fully Assembled Blanket Wrapped products contact Sales Support. Minimum quantity guidelines will apply.

TO ORDER SIMPLY FILL IN THE BLANKS

F4 -
 X -
 06 -
 -
 -
 -
 KD

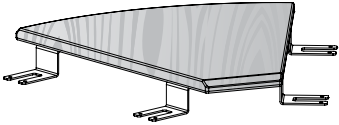
SERIES **BACK STYLE** **LEG** **FRAME FINISH** **TABLE FINISH** **OPTIONS** **FREIGHT OPTION**

For additional options separate with (-) hyphen.

INFO
AVR
CHIROFORM
DOVE
ENTAIL
FLUID
FOSTER
HALSA
INERTIA
JIF
LEVO
M.O.
MULTI
PRESTO
RAINBOW
RAY
REQUISITE
THERAPOD
TUCK
TWIST
VIVA
YOU
ZIP

FOSTER™ 45 DEGREE TABLE

DESIGN | ALLSEATING
GSA SIN | 711-17



BASE PRICE | \$725
F4X07

A sleek design with a seamless, thermafoil surface. Table frames complement the chair frames to create a cohesive look throughout the facility.

Suggested Applications:
Waiting Areas, Dining Room, Patient Rooms, Resident Rooms.

Code	List Price
F4X07	\$725

FEATURES

- 16 Gauge Tubular Steel Frame
- Seamless Thermafoil Surface

DIMENSIONS

- OVERALL: 16"H | 21"W | 23"D

SERIES	F4	Table	5D	\$
BACK STYLE	X	No Back		-
LEG	07	Corner 45 Degrees		-
FRAME FINISH	BM	Bronze Matte		-
	SVR	Silver		-
	BK	Black		\$40
	MG	Metallic Gunmetal		\$40
	PW	Pearlescent White		\$40
TABLE FINISH	DW	Designer White		-
	EB	Ebony		-
	HRM	Hard Rock Maple		-
	CAN	Candlelight		-
	RC	Rustic Cherry		-
	SF	Summer Flame		-
	CB	Cherry Blossom		-
OPTIONS	CP	Chocolate Pear		-
	CL	CAL TB133		-
FREIGHT OPTIONS	KD	Knocked Down		-

NOTES

- 24 lbs.
- This product meets the requirements set forth in ANSI/BIFMA HCF8.1.
- Shipped fully assembled.
- Add-On tables can connect to any of the guest chairs - standard, wide, plus widths as well as multiples.
- They can even connect to patient chairs if necessary with the exception of the sled, rocker and hip chair.
- Lounge units and benches are built on a different platform and cannot be configured with Add-Ons.
- Order less than \$5000 list are shipped at a flat rate of \$125 net.
- For Fully Assembled Blanket Wrapped products contact Sales Support. Minimum quantity guidelines will apply.

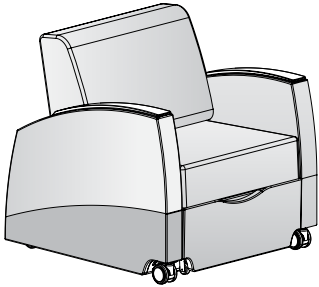
TO ORDER SIMPLY FILL IN THE BLANKS

F4	-	X	-	07	-		-		-		-	KD
SERIES		BACK STYLE		LEG		FRAME FINISH		TABLE FINISH		OPTIONS		FREIGHT OPTION
										For additional options separate with (-) hyphen.		

INFO
AVR
CHAIRFORM
DOVE
ENTAIL
FLUID
FOSTER
HALSA
INERTIA
JIF
LEVO
M.O.
MULTI
PRESTO
RAINBOW
RAY
REQUISITE
THERAPOD
TUCK
TWIST
VIVA
YOU
ZIP

FOSTER™ SLEEP CHAIR

DESIGN | ALLSEATING
GSA SIN | 711-16



FEATURES

- Sit, lounge and sleep positions
- Easy pullout and close operation
- Wallsaver design
- Replaceable cover option – seat, back and ottoman
- Dual tone upholstery offering base for easy wipe down
- Wood or poly armrests

DIMENSIONS

SLEEP HIGHBACK STANDARD

- Overall: 33.5"H | 32"W | 34.5"D
- Seat: 18"H | 26"W | 18.5"D
- Back: 17"H, 26"W
- Arm: 26.5"H
- Sleep: 76"L
- Complete: 7.5 yards
- Upper Upholstery: 5.25 yards
- Lower Upholstery: 3 yards

SLEEP HIGHBACK WIDE

- Overall: 33.5"H | 42"W | 34.5"D
- Seat: 18"H | 36"W | 18.5"D
- Back: 17"H | 36"W
- Arm: 26.5"H
- Sleep: 76"L
- Complete: 8.75 yards
- Upper Upholstery: 6.5 yards
- Lower Upholstery: 3.25 yards

NOTES

- 26" Standard | 145 lbs.
- 36" Wide | 195 lbs.
- Warranted for users up to 400 lbs
- This product meets the requirements set forth in ANSI/BIFMA X5.4-2011 and GSA FNAE-80-214A
- Shipped fully assembled.
- Order less than \$5000 list are shipped at a flat rate of \$125 net.
- For Fully Assembled Blanket Wrapped products contact Sales Support. Minimum quantity guidelines will apply.

BASE PRICE | \$3,470

F62010-CA

Crisp, modern elegance is suspended above a metal base. Housekeeping and infection control will appreciate the hassle-free maintenance and clean design.

Suggested Applications:
Patient Rooms, Resident Rooms.

Code	Grade 1/COM	Grade 2	Grade 3	Grade 4/COL	Grade 5	Grade 6	Grade 7	Grade 8	Leather 1	Leather 2	Leather 3
F6010-CA	\$3,470	\$3,617	\$3,729	\$3,890	\$4,107	\$4,464	\$4,912	\$5,388	\$5,707	\$6,025	\$6,984
F6210-CA	\$3,870	\$4,038	\$4,166	\$4,350	\$4,598	\$5,006	\$5,518	\$6,062	\$6,426	\$6,790	\$7,886

SERIES	F6	Sleep	5D	\$
STYLE	0	Midback Standard		VAR
	2	Midback Wide		VAR
CONTROL	10	Single		-
ARM	CA	Closed Arm		-
ARM CAP FINISH	NC	No Cap		-
	TP	Taupe Polyurethane		\$76
	GR	Grey Polyurethane		\$76
	BK	Black Polyurethane		\$76
	HRM	Hard Rock Maple Wood Cap		\$132
	CAN	Candlelight Wood Cap		\$132
	RC	Rustic Cherry Wood Cap		\$132
	SF	Summer Flame Wood Cap		\$132
	CB	Cherry Blossom Wood Cap		\$132
	CP	Chocolate Pear Wood Cap		\$132
OPTIONS	MB	Moisture Barrier (Seat & Ottoman only)		\$150
	RE	Removable Covers Option (Seat & Back)		\$150
FREIGHT OPTIONS	KD	Knocked Down		-

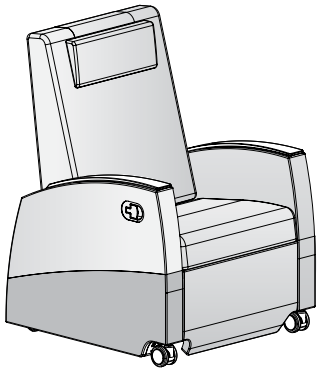
TO ORDER SIMPLY FILL IN THE BLANKS

F6		10	CA		KD		
SERIES	BACK STYLE	CONTROL	ARM	OPTIONS For additional options separate with (-) hyphen.	FREIGHT OPTION	FABRIC CODE - SEAT Please refer to allseating.com for fabric codes.	FABRIC CODE - BACK & CLOSED ARM

INFO
AVR
CHIROFORM
DOVE
ENTAIL
FLUID
FOSTER
HALSA
INERTIA
JIF
LEVO
M.O.
MULTI
PRESTO
RAINBOW
RAY
REQUISITE
THERAPOD
TUCK
TWIST
VIVA
YOU
ZIP

FOSTER™ RECLINER

DESIGN | ALLSEATING
GSA SIN | 711-16



FEATURES

- Footrest release is flush
- Weight activated or can be opened by the caregiver with a user in the chair
- Wall-hugging mechanism requiring less clearance away from the wall
- Front locking hard surface casters
- Optional headrest
- Two tone upholstery offering base for easy wipe down
- Wood or poly armrests

DIMENSIONS

RECLINER HIGHBACK STANDARD

- Overall: 43"H | 30.5"W | 32.75"D
- Seat: 18.75"H | 24"W
- Back: 27.5"H | 24"W
- Arm: 26.5"H
- Sleep: 69"L
- COM Full: 6.45 yards
- COM Upper: 3.75 yards
- COM Lower: 2.75 yards

RECLINER HIGHBACK WIDE

- Overall: 43"H | 33.5"W | 32.75"D
- Seat: 18.75"H | 27"W
- Back: 27.5"H | 27"W
- Arm: 26.5"H
- Sleep: 69"L
- COM Full: 6.5 yards
- COM Upper: 4 yards
- COM Lower: 3 yards

NOTES

- 24" Recliner | 132 lbs.
- 27" Recliner | 145 lbs.
- Warranted for users up to 350 lbs Standard; Wide Version warranted for 500 lbs.
- This product meets the requirements set forth in ANSI/BIFMA X5.4-2011.
- Shipped ready to assemble.
- Order less than \$5000 list are shipped at a flat rate of \$125 net.
- For Fully Assembled Blanket Wrapped products contact Sales Support. Minimum quantity guidelines will apply.

BASE PRICE | \$2,910

F5114-OA

Designed with the patient, family and caregiver in mind. It is both supportive and intuitive.
Suggested Applications:
Ambulatory and Cancer Care.

Code	Grade 1/COM	Grade 2	Grade 3	Grade 4/COL	Grade 5	Grade 6	Grade 7	Grade 8	Leather 1	Leather 2	Leather 3
F5114-CA	\$2,910	\$3,057	\$3,169	\$3,330	\$3,547	\$3,904	\$4,352	\$4,828	\$5,147	\$5,465	\$6,424
F5314-CA	\$3,110	\$3,278	\$3,406	\$3,590	\$3,838	\$4,246	\$4,758	\$5,302	\$5,666	\$6,030	\$7,126
HR	\$75	\$86	\$94	\$105	\$121	\$146	\$178	\$212	\$235	\$258	\$326

SERIES	F5	Recliner	5D	\$
STYLE	1	Highback Standard		VAR
	3	Highback Wide		VAR
CONTROL	14	3 Position		-
ARM	CA	Closed Arm		-
ARM CAP FINISH	HR	Head Rest Cushion (will match Upper Upholstery)		VAR
	NC	No Cap		-
	TP	Taupe Polyurethane		\$76
	GR	Grey Polyurethane		\$76
	BK	Black Polyurethane		\$76
	HRM	Hard Rock Maple Wood Cap		\$132
	CAN	Candlelight Wood Cap		\$132
	RC	Rustic Cherry Wood Cap		\$132
	SF	Summer Flame Wood Cap		\$132
	CB	Cherry Blossom Wood Cap		\$132
	CP	Chocolate Pear Wood Cap		\$132
OPTIONS	MB	Moisture Barrier (Seat only)		\$85
	RE	Removable Covers Option (Seat & Back)		\$150
FREIGHT OPTIONS	KD	Knocked Down		-

TO ORDER SIMPLY FILL IN THE BLANKS

F5 - - **14** - **CA** - - **KD** - -

SERIES **BACK STYLE** **CONTROL** **ARM** **OPTIONS** **FREIGHT OPTION** **FABRIC CODE - SEAT** **FABRIC CODE - BACK & CLOSED ARM**

For additional options separate with (-) hyphen. Please refer to allseating.com for fabric codes.

INFO
AVR
CHIROFORM
DOVE
ENTAIL
FLUID
FOSTER
HALSA
INERTIA
JIF
LEVO
M.O.
MULTI
PRESTO
RAINBOW
RAY
REQUISITE
THERAPOD
TUCK
TWIST
VIVA
YOU
ZIP



HALSA™ SINGLE MIDBACK

DESIGN | ALLSEATING
GSA SIN | 711-17

BASE PRICE | \$823
H1010-OA-NC

Code	Grade 1/ COM	Grade 2	Grade 3	Grade 4/ COL	Grade 5	Grade 6	Grade 7	Grade 8	Leather 1	Leather 2	Leather 3
H1010-OA	\$823	\$860	\$888	\$928	\$982	\$1,072	\$1,184	\$1,303	\$1,382	\$1,462	\$1,702
H1010-CA	\$1,028	\$1,081	\$1,121	\$1,178	\$1,256	\$1,383	\$1,543	\$1,713	\$1,827	\$1,941	\$2,283

FEATURES

- 1" full cleanout
- 14 gauge tubular steel frame
- Molded foam
- Wallsaver frame design
- Black non-marring nylon glides

DIMENSIONS

- Overall: 35.5"H | 24"W | 24.75"D
- Seat: 18"H | 21"W | 18.25"D
- Arm: 26"H
- COM Full: 1.75 yds
- COM Closed Arm: 0.75 yds

SERIES	H1	Halsa Upholstered	\$
BACK STYLE	0	Midback	-
TYPE	10	Single	-
ARM	OA	Open Arm	-
	CA	Closed Arm*	VAR
ARM CAP	NC	No Cap (not available with Closed Arm)	-
	TP	Taupe Polyurethane	\$70
	GR	Grey Polyurethane	\$70
	BK	Black Polyurethane	\$70
	HRM	Hard Rock Maple Wood	\$120
	CAN	Candlelight Wood	\$120
	RC	Rustic Cherry Wood	\$120
FRAME FINISH	SF	Summer Flame Wood	\$120
	CB	Cherry Blossom Wood	\$120
	CP	Chocolate Pear Wood	\$120
	SVR	Silver	-
	BM	Bronze Matte	-
OPTIONS	BK	Black	\$40
	MG	Metallic Gunmetal	\$40
	PW	Pearlescent White	\$40
	RE	Removeable Covers	\$50
FREIGHT OPTIONS	MB	Moisture Barrier (Seat only)	\$85
	CL	CAL TB133	\$105
	KD	Knocked Down	-

NOTES

- Warranted for users up to 500 lbs
- This product meets the requirements set forth in ANSI/BIFMA HCF8.1
- *Arm Cap must accompany the Closed Arm option

TO ORDER SIMPLY FILL IN THE BLANKS

H1	-	0	-	10	-		-		-		-	KD	-	
SERIES		BACK STYLE		TYPE		ARM		ARM CAP		FRAME FINISH		OPTIONS		FREIGHT OPTION
<p>OPTIONS For additional options separate with (-) hyphen.</p>														
<p>FABRIC CODE Please refer to allseating.com for fabric codes.</p>														



INFO
AVR
CHAIFORM
DOVE
ENTAIL
FLUID
FOSTER
HALSA
INERTIA
JIF
LEVO
M.O.
MULTI
PRESTO
RAINBOW
RAY
REQUISITE
THERAPOD
TUCK
TWIST
VIVA
YOU
ZIP



HALSA™ SINGLE HIGHBACK/PATIENT

DESIGN | ALLSEATING
GSA SIN | 711-316

BASE PRICE | \$838
H1110-OA-NC

Code	Grade 1/ COM	Grade 2	Grade 3	Grade 4/ COL	Grade 5	Grade 6	Grade 7	Grade 8	Leather 1	Leather 2	Leather 3
H1110-OA	\$838	\$880	\$912	\$958	\$1,020	\$1,122	\$1,250	\$1,386	\$1,477	\$1,568	\$1,842
H1110-CA	\$1,043	\$1,101	\$1,145	\$1,208	\$1,293	\$1,434	\$1,610	\$1,797	\$1,922	\$2,047	\$2,424

FEATURES

- 1" full cleanout
- 14 guage tubular steel frame
- Molded foam
- Wallsaver frame design
- Black non-marring nylon glides

DIMENSIONS

- Overall: 44"H | 24"W | 24.75"D
- Seat: 18"H | 21"W | 18.25"D
- Arm: 26"H
- COM Full: 2 yds
- COM Closed Arm: 0.75 yds

SERIES	H1	Halsa Upholstered		\$
BACK STYLE	1	Highback		-
TYPE	10	Single		-
ARM	OA	Open Arm		-
	CA	Closed Arm*		VAR
ARM CAP	NC	No Cap (not available with Closed Arm)		-
	TP	Taupe Polyurethane		\$70
	GR	Grey Polyurethane		\$70
	BK	Black Polyurethane		\$70
	HRM	Hard Rock Maple Wood		\$120
	CAN	Candlelight Wood		\$120
	RC	Rustic Cherry Wood		\$120
FRAME FINISH	SF	Summer Flame Wood		\$120
	CB	Cherry Blossom Wood		\$120
	CP	Chocolate Pear Wood		\$120
	SVR	Silver		-
	BM	Bronze Matte		-
OPTIONS	BK	Black		\$40
	MG	Metallic Gunmetal		\$40
	PW	Pearlescent White		\$40
	RE	Removeable Covers		\$50
FREIGHT OPTIONS	MB	Moisture Barrier (Seat only)		\$85
	CL	CAL TB133		\$105
	KD	Knocked Down		-

NOTES

- Warranted for users up to 500 lbs
- This product meets the requirements set forth in ANSI/BIFMA HCF8.1
- *Arm Cap must accompany the Closed Arm option

TO ORDER SIMPLY FILL IN THE BLANKS

H1 -
 1 -
 10 -
 -
 -
 -
 -
 KD -

SERIES **BACK STYLE** **TYPE** **ARM** **ARM CAP** **FRAME FINISH** **OPTIONS** **FREIGHT OPTION** **FABRIC CODE**
For additional options separate with (-) hyphen. Please refer to allseating.com for fabric codes.



INFO
AVR
CHIROFORM
DOVE
ENTAIL
FLUID
FOSTER
HALSA
INERTIA
JIF
LEVO
M.O.
MULTI
PRESTO
RAINBOW
RAY
REQUISITE
THERAPOD
TUCK
TWIST
VIVA
YOU
ZIP



HALSA™ SINGLE PLUS

DESIGN | ALLSEATING
GSA SIN | 711-17

BASE PRICE | \$946

H1410-OA-NC

Code	Grade 1/ COM	Grade 2	Grade 3	Grade 4/ COL	Grade 5	Grade 6	Grade 7	Grade 8	Leather 1	Leather 2	Leather 3
H1410-OA	\$946	\$999	\$1,039	\$1,096	\$1,174	\$1,301	\$1,461	\$1,631	\$1,745	\$1,859	\$2,201
H1410-CA	\$1,151	\$1,219	\$1,271	\$1,346	\$1,447	\$1,613	\$1,821	\$2,042	\$2,189	\$2,337	\$2,783

FEATURES

- 1" full cleanout
- 14 gauge tubular steel frame
- Molded foam
- Wallsaver frame design
- Black non-marring nylon glides

DIMENSIONS

- Overall: 35.5"H | 33"W | 24.75"D
- Seat: 18"H | 30"W | 18.25"D
- Arm: 26"H
- COM Full: 2.5 yds
- COM Closed Arm: 0.75 yds

SERIES	H1	Halsa Upholstered		\$
BACK STYLE	4	Midback Plus		-
TYPE	10	Single		-
ARM	OA	Open Arm		-
	CA	Closed Arm*		VAR
ARM CAP	NC	No Cap (not available with Closed Arm)		-
	TP	Taupe Polyurethane		\$70
	GR	Grey Polyurethane		\$70
	BK	Black Polyurethane		\$70
	HRM	Hard Rock Maple Wood		\$120
	CAN	Candlelight Wood		\$120
	RC	Rustic Cherry Wood		\$120
FRAME FINISH	SF	Summer Flame Wood		\$120
	CB	Cherry Blossom Wood		\$120
	CP	Chocolate Pear Wood		\$120
	SVR	Silver		-
	BM	Bronze Matte		-
OPTIONS	BK	Black		\$40
	MG	Metallic Gunmetal		\$40
	PW	Pearlescent White		\$40
	RE	Removeable Covers		\$50
FREIGHT OPTIONS	MB	Moisture Barrier (Seat only)		\$85
	CL	CAL TB133		\$105
	KD	Knocked Down		-

NOTES

- Warranted for users up to 750 lbs
- This product meets the requirements set forth in ANSI/BIFMA HCF8.1
- *Arm Cap must accompany the Closed Arm option

TO ORDER SIMPLY FILL IN THE BLANKS

H1	-	4	-	10	-		-		-		-	KD	-	
SERIES		BACK STYLE		TYPE		ARM		ARM CAP		FRAME FINISH		OPTIONS		FREIGHT OPTION
<p>OPTIONS For additional options separate with (-) hyphen.</p>														
<p>FABRIC CODE Please refer to allseating.com for fabric codes.</p>														



INFO
AVR
CHAIRFORM
DOVE
ENTAIL
FLUID
FOSTER
HALSA
INERTIA
JIF
LEVO
M.O.
MULTI
PRESTO
RAINBOW
RAY
REQUISITE
THERAPOD
TUCK
TWIST
VIVA
YOU
ZIP

HALSA™ LOVESEAT

DESIGN | ALLSEATING
GSA SIN | 711-17



FEATURES

- 1" full cleanout
- 14 gauge tubular steel frame
- Molded foam
- Wallsaver frame design
- Black non-marring nylon glides

DIMENSIONS

- Overall: 35.5"H | 45"W | 24.75"D
- Seat: 18"H | 42"W | 18.25"D
- Arm: 26"H
- COM Full: 2.5 yds
- COM Closed Arm: 0.75 yds

BASE PRICE \$1,185											
H1510-OA-NC											
Code	Grade 1/ COM	Grade 2	Grade 3	Grade 4/ COL	Grade 5	Grade 6	Grade 7	Grade 8	Leather 1	Leather 2	Leather 3
H1510-OA	\$1,185	\$1,238	\$1,278	\$1,335	\$1,413	\$1,540	\$1,700	\$1,870	\$1,984	\$2,098	\$2,440
H1510-CA	\$1,390	\$1,458	\$1,510	\$1,585	\$1,686	\$1,852	\$2,060	\$2,281	\$2,428	\$2,576	\$3,022

SERIES	H1	Halsa Upholstered	\$
BACK STYLE	5	Loveseat	-
TYPE	10	Single	-
ARM	OA	Open Arm	-
	CA	Closed Arm*	VAR
ARM CAP	NC	No Cap (not available with Closed Arm)	-
	TP	Taupe Polyurethane	\$70
	GR	Grey Polyurethane	\$70
	BK	Black Polyurethane	\$70
	HRM	Hard Rock Maple Wood	\$120
	CAN	Candlelight Wood	\$120
	RC	Rustic Cherry Wood	\$120
FRAME FINISH	SF	Summer Flame Wood	\$120
	CB	Cherry Blossom Wood	\$120
	CP	Chocolate Pear Wood	\$120
	SVR	Silver	-
	BM	Bronze Matte	-
OPTIONS	BK	Black	\$40
	MG	Metallic Gunmetal	\$40
	PW	Pearlescent White	\$40
	RE	Removeable Covers	\$50
FREIGHT OPTIONS	MB	Moisture Barrier (Seat only)	\$170
	CL	CAL TB133	\$210
	KD	Knocked Down	-

NOTES

- Warranted for users up to 500 lbs/seat
- This product meets the requirements set forth in ANSI/BIFMA HCF8.1
- *Arm Cap must accompany the Closed Arm option

TO ORDER SIMPLY FILL IN THE BLANKS

H1	-	5	-	10	-		-		-		-	KD	-		
SERIES		BACK STYLE		TYPE		ARM		ARM CAP		FRAME FINISH		OPTIONS		FREIGHT OPTION	FABRIC CODE
												For additional options separate with (-) hyphen.			Please refer to allseating.com for fabric codes.



INFO
AVR
CHAIRFORM
DOVE
ENTAIL
FLUID
FOSTER
HALSA
INERTIA
JIF
LEVO
M.O.
MULTI
PRESTO
RAINBOW
RAY
REQUISITE
THERAPOD
TUCK
TWIST
VIVA
YOU
ZIP

HALSA™ DOUBLE

DESIGN | ALLSEATING
GSA SIN | 711-17



FEATURES

- 1" full cleanout
- 14 gauge tubular steel frame
- Molded foam
- Wallsaver frame design
- Black non-marring nylon glides

DIMENSIONS

- Overall: 35.5"H | 45.5"W | 24.75"D
- Seat: 18"H | 42"W | 18.25"D
- Arm: 26"H
- COM Full: 3.25 yds
- COM Closed Arm: 0.75 yds

BASE PRICE \$1,316											
H1020-OA-NC											
Code	Grade 1/ COM	Grade 2	Grade 3	Grade 4/ COL	Grade 5	Grade 6	Grade 7	Grade 8	Leather 1	Leather 2	Leather 3
H1020-OA	\$1,316	\$1,384	\$1,436	\$1,511	\$1,612	\$1,778	\$1,986	\$2,207	\$2,354	\$2,502	\$2,948
H1020-CA	\$1,521	\$1,605	\$1,669	\$1,761	\$1,885	\$2,089	\$2,345	\$2,617	\$2,799	\$2,981	\$3,529

SERIES	H1	Halsa Upholstered		\$
BACK STYLE	0	Midback		-
TYPE	20	Double		-
ARM	OA	Open Arm		-
	CA	Closed Arm*		VAR
ARM CAP	NC	No Cap (not available with Closed Arm)		-
	TP	Taupe Polyurethane		\$70
	GR	Grey Polyurethane		\$70
	BK	Black Polyurethane		\$70
	HRM	Hard Rock Maple Wood		\$120
	CAN	Candlelight Wood		\$120
	RC	Rustic Cherry Wood		\$120
	SF	Summer Flame Wood		\$120
FRAME FINISH	CB	Cherry Blossom Wood		\$120
	CP	Chocolate Pear Wood		\$120
	SVR	Silver		-
	BM	Bronze Matte		-
	BK	Black		\$40
OPTIONS	MG	Metallic Gunmetal		\$40
	PW	Pearlescent White		\$40
	RE	Removeable Covers		\$100
	MB	Moisture Barrier (Seat only)		\$170
FREIGHT OPTIONS	CL	CAL TB133		\$210
	KD	Knocked Down		-

NOTES

- Warranted for users up to 500 lbs/seat
- This product meets the requirements set forth in ANSI/BIFMA HCF8.1
- *Arm Cap must accompany the Closed Arm option

TO ORDER SIMPLY FILL IN THE BLANKS

H1	-	0	-	20	-		-		-		-	KD	-		
SERIES		BACK STYLE		TYPE		ARM		ARM CAP		FRAME FINISH		OPTIONS		FREIGHT OPTION	FABRIC CODE
<p>For additional options separate with (-) hyphen. Please refer to allseating.com for fabric codes.</p>															



INFO
AVR
CHIROFORM
DOVE
ENTAIL
FLUID
FOSTER
HALSA
INERTIA
JIF
LEVO
M.O.
MULTI
PRESTO
RAINBOW
RAY
REQUISITE
THERAPOD
TUCK
TWIST
VIVA
YOU
ZIP



HALSA™ DOUBLE FULL ARM

DESIGN | ALLSEATING
GSA SIN | 711-17

BASE PRICE | \$1,398
H1022-OA-NC

Code	Grade 1/ COM	Grade 2	Grade 3	Grade 4/ COL	Grade 5	Grade 6	Grade 7	Grade 8	Leather 1	Leather 2	Leather 3
H1022-OA	\$1,398	\$1,466	\$1,518	\$1,593	\$1,694	\$1,860	\$2,068	\$2,289	\$2,436	\$2,584	\$3,030
H1022-CA	\$1,613	\$1,708	\$1,780	\$1,883	\$2,023	\$2,252	\$2,540	\$2,846	\$3,051	\$3,256	\$3,872

FEATURES

- 1" full cleanout
- 14 guage tubular steel frame
- Molded foam
- Wallsaver frame design
- Black non-marring nylon glides

DIMENSIONS

- Overall: 35.5"H | 46.5"W | 24.75"D
- Seat: 18"H | 42"W | 18.25"D
- Arm: 26"H
- COM Full: 3.25 yds
- COM Closed Arm: 1.25 yds

SERIES	H1	Halsa Upholstered		\$
BACK STYLE	0	Midback		-
TYPE	22	Double with Full Arms		-
ARM	OA	Open Arm		-
	CA	Closed Arm*		VAR
ARM CAP	NC	No Cap (not available with Closed Arm)		-
	TP	Taupe Polyurethane		\$105
	GR	Grey Polyurethane		\$105
	BK	Black Polyurethane		\$105
	HRM	Hard Rock Maple Wood		\$180
	CAN	Candlelight Wood		\$180
	RC	Rustic Cherry Wood		\$180
	SF	Summer Flame Wood		\$180
FRAME FINISH	CB	Cherry Blossom Wood		\$180
	CP	Chocolate Pear Wood		\$180
	SVR	Silver		-
	BM	Bronze Matte		-
	BK	Black		\$40
OPTIONS	MG	Metallic Gunmetal		\$40
	PW	Pearlescent White		\$40
	RE	Removeable Covers		\$100
	MB	Moisture Barrier (Seat only)		\$170
FREIGHT OPTIONS	CL	CAL TB133		\$210
	KD	Knocked Down		-

NOTES

- Warranted for users up to 500 lbs/seat
- This product meets the requirements set forth in ANSI/BIFMA HCF8.1
- *Arm Cap must accompany the Closed Arm option

TO ORDER SIMPLY FILL IN THE BLANKS

H1 - 0 - 22 - - - - - - KD -

SERIES **BACK STYLE** **TYPE** **ARM** **ARM CAP** **FRAME FINISH** **OPTIONS** **FREIGHT OPTION** **FABRIC CODE**

For additional options separate with (-) hyphen. Please refer to allseating.com for fabric codes.



INFO
AVR
CHAIRFORM
DOVE
ENTAIL
FLUID
FOSTER
HALSA
INERTIA
JIF
LEVO
M.O.
MULTI
PRESTO
RAINBOW
RAY
REQUISITE
THERAPOD
TUCK
TWIST
VIVA
YOU
ZIP

HALSA™ SIDE TABLE

DESIGN | ALLSEATING
GSA SIN | 711-16



BASE PRICE | \$756
H4X01

FEATURES

- 14 guage tubular steel frame
- Seamless thermofoil surface
- Black non-marring nylon glides

DIMENSIONS

- Overall: 16"H | 19.5" | 19.5"

SERIES	H4	Halsa Table		\$
STYLE	X	Not Applicable		-
TYPE	01	Side Table		-
FRAME FINISH	SVR	Silver		-
	BM	Bronze Matte		-
	BK	Black		\$40
	MG	Metallic Gunmetal		\$40
	PW	Pearlescent White		\$40
TABLE FINISH	DW	Designer White		-
	EB	Ebony		-
	HRM	Hard Rock Maple		-
	CAN	Candlelight		-
	RC	Rustic Cherry		-
	SF	Summer Flame		-
	CB	Cherry Blossom		-
	CP	Chocolate Pear		-
	KD	Knocked Down		-
FREIGHT OPTIONS	KD	Knocked Down		-

NOTES

- This product meets the requirements set forth in ANSI/BIFMA HCF8.1
- Shipped fully assembled.
- Order less than \$5000 list are shipped at a flat rate of \$125 net.
- For Fully Assembled Blanket Wrapped products contact Sales Support. Minimum quantity guidelines will apply.

TO ORDER SIMPLY FILL IN THE BLANKS

H4 -
 X -
 01 -
 -
 -
 KD

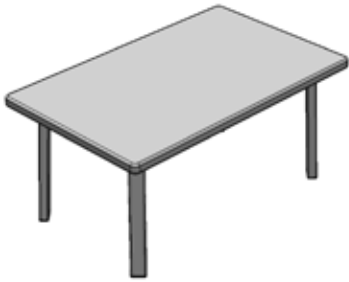
SERIES STYLE TYPE FRAME FINISH TABLE FINISH FREIGHT OPTION



INFO
AVR
CHIROFORM
DOVE
ENTAIL
FLUID
FOSTER
HALSA
INERTIA
JIF
LEVO
M.O.
MULTI
PRESTO
RAINBOW
RAY
REQUISITE
THERAPOD
TUCK
TWIST
VIVA
YOU
ZIP

HALSA™ COFFEE TABLE

DESIGN | ALLSEATING
GSA SIN | 711-16



BASE PRICE | \$929
H4X02

FEATURES

- 14 gauge tubular steel frame
- Seamless thermofoil surface
- Black non-marring nylon glides

DIMENSIONS

- Overall: 16"H | 39.5"W | 21.5"D

SERIES	H4	Halsa Table		\$
STYLE	X	Not Applicable		-
TYPE	02	Coffee Table		-
FRAME FINISH	SVR	Silver		-
	BM	Bronze Matte		-
	BK	Black		\$40
	MG	Metallic Gunmetal		\$40
	PW	Pearlescent White		\$40
TABLE FINISH	DW	Designer White		-
	EB	Ebony		-
	HRM	Hard Rock Maple		-
	CAN	Candlelight		-
	RC	Rustic Cherry		-
	SF	Summer Flame		-
	CB	Cherry Blossom		-
	CP	Chocolate Pear		-
FREIGHT OPTIONS	KD	Knocked Down		-

NOTES

- This product meets the requirements set forth in ANSI/BIFMA HCF8.1
- Shipped fully assembled.
- Order less than \$5000 list are shipped at a flat rate of \$125 net.
- For Fully Assembled Blanket Wrapped products contact Sales Support. Minimum quantity guidelines will apply.

TO ORDER SIMPLY FILL IN THE BLANKS

H4	-	X	-	02	-		-		-	KD
SERIES		STYLE		TYPE		FRAME FINISH		TABLE FINISH		FREIGHT OPTION



INFO
AVR
CHIROFORM
DOVE
ENTAIL
FLUID
FOSTER
HALSA
INERTIA
JIF
LEVO
M.O.
MULTI
PRESTO
RAINBOW
RAY
REQUISITE
THERAPOD
TUCK
TWIST
VIVA
YOU
ZIP

HALSA™ END TABLE

DESIGN | ALLSEATING
GSA SIN | 711-17



BASE PRICE | \$598
H4X03

FEATURES

- 14 guage tubular steel frame
- Seamless thermofoil surface
- Black non-marring nylon glides

DIMENSIONS

- Overall: 16"H | 17"W | 19.75"D

SERIES	H4	Halsa Table		\$
STYLE	X	Not Applicable		-
TYPE	03	End Table		-
FRAME FINISH	SVR	Silver		-
	BM	Bronze Matte		-
	BK	Black		\$40
	MG	Metallic Gunmetal		\$40
	PW	Pearlescent White		\$40
TABLE FINISH	DW	Designer White		-
	EB	Ebony		-
	HRM	Hard Rock Maple		-
	CAN	Candlelight		-
	RC	Rustic Cherry		-
	SF	Summer Flame		-
	CB	Cherry Blossom		-
	CP	Chocolate Pear		-
FREIGHT OPTIONS	KD	Knocked Down		-

NOTES

- This product meets the requirements set forth in ANSI/BIFMA HCF8.1
- Shipped fully assembled.
- Order less than \$5000 list are shipped at a flat rate of \$125 net.
- For Fully Assembled Blanket Wrapped products contact Sales Support. Minimum quantity guidelines will apply.

TO ORDER SIMPLY FILL IN THE BLANKS

H4	X	03			KD
SERIES	STYLE	TYPE	FRAME FINISH	TABLE FINISH	FREIGHT OPTION



INFO
AVR
CHIROFORM
DOVE
ENTAIL
FLUID
FOSTER
HALSA
INERTIA
JIF
LEVO
M.O.
MULTI
PRESTO
RAINBOW
RAY
REQUISITE
THERAPOD
TUCK
TWIST
VIVA
YOU
ZIP

HALSA™ CORNER TABLE

DESIGN | ALLSEATING
GSA SIN | 711-17



BASE PRICE | \$688
H4X06

FEATURES

- 14 guage tubular steel frame
- Seamless thermofoil surface
- Black non-marring nylon glides

DIMENSIONS

- Overall: 16"H | 23.25"W | 23.25"D

SERIES	H4	Halsa Table	\$
STYLE	X	Not Applicable	-
TYPE	06	Corner Table	-
FRAME FINISH	SVR	Silver	-
	BM	Bronze Matte	-
	BK	Black	\$40
	MG	Metallic Gunmetal	\$40
	PW	Pearlescent White	\$40
TABLE FINISH	DW	Designer White	-
	EB	Ebony	-
	HRM	Hard Rock Maple	-
	CAN	Candlelight	-
	RC	Rustic Cherry	-
	SF	Summer Flame	-
	CB	Cherry Blossom	-
	CP	Chocolate Pear	-
FREIGHT OPTIONS	KD	Knocked Down	-

NOTES

- This product meets the requirements set forth in ANSI/BIFMA HCF8.1
- Shipped fully assembled.
- Order less than \$5000 list are shipped at a flat rate of \$125 net.
- For Fully Assembled Blanket Wrapped products contact Sales Support. Minimum quantity guidelines will apply.

TO ORDER SIMPLY FILL IN THE BLANKS

H4 -
 X -
 06 -
 -
 -
 KD


SERIES STYLE TYPE FRAME FINISH TABLE FINISH FREIGHT OPTION



INFO
AVR
CHIROFORM
DOVE
ENTAIL
FLUID
FOSTER
HALSA
INERTIA
JIF
LEVO
M.O.
MULTI
PRESTO
RAINBOW
RAY
REQUISITE
THERAPOD
TUCK
TWIST
VIVA
YOU
ZIP

HALSA™ IN-LINE TABLE

DESIGN | ALLSEATING
GSA SIN | 711-17



BASE PRICE | \$498
H4X05

FEATURES

- 14 guage tubular steel frame
- Seamless thermofoil surface

DIMENSIONS

- Overall: 16"H | 17"W | 19.5"D

SERIES	H4	Halsa Table		\$
STYLE	X	Not Applicable		-
TYPE	04	In-Line Table		-
FRAME FINISH	SVR	Silver		-
	BM	Bronze Matte		-
	BK	Black		\$40
	MG	Metallic Gunmetal		\$40
	PW	Pearlescent White		\$40
TABLE FINISH	DW	Designer White		-
	EB	Ebony		-
	HRM	Hard Rock Maple		-
	CAN	Candlelight		-
	RC	Rustic Cherry		-
	SF	Summer Flame		-
	CB	Cherry Blossom		-
	CP	Chocolate Pear		-
FREIGHT OPTIONS	KD	Knocked Down		-

NOTES

- This product meets the requirements set forth in ANSI/BIFMA HCF8.1
- Shipped fully assembled.
- Order less than \$5000 list are shipped at a flat rate of \$125 net.
- For Fully Assembled Blanket Wrapped products contact Sales Support. Minimum quantity guidelines will apply.

TO ORDER SIMPLY FILL IN THE BLANKS

H4 -
 X -
 05 -
 -
 -
 KD

SERIES STYLE TYPE FRAME FINISH TABLE FINISH FREIGHT OPTION



INFO
AVR
CHIROFORM
DOVE
ENTAIL
FLUID
FOSTER
HALSA
INERTIA
JIF
LEVO
M.O.
MULTI
PRESTO
RAINBOW
RAY
REQUISITE
THERAPOD
TUCK
TWIST
VIVA
YOU
ZIP



INERTIA[®] MESH MIDBACK

DESIGN | ALLSEATING
GSA SIN | 711-18

BASE PRICE \$425										
77089-NA										
Grade 1/COM	Grade 2	Grade 3	Grade 4/COL	Grade 5	Grade 6	Grade 7	Grade 8	Leather 1	Leather 2	Leather 3
\$425	\$441	\$453	\$470	\$493	\$532	\$580	\$631	\$665	\$699	\$802

FEATURES

- 4.25" cylinder
- Black nylon base
- Mesh back
- Molded seat foam with upholstered stitch detail
- For arm features and travel specifications, see page 16
- Carpet casters
- 24|7 Warranty on Synchro Tilt (40) mechanism, options included are T2 arms and Seat Slider. For more details see page 149

DIMENSIONS

- Overall: 37.5"- 41.75"H | 28"W | 28"D
- Seat: 16.5"- 20.75"H | 18.5"W | 18"D
- Back: 21"H | 19"W
- COM: 0.75 yd.

NOTES

- Ships knocked down.
- For BW and FA Freight Options, minimum quantities apply, please check with Sales Support for details.
- All other features are dependant on the control specified. Please refer to Control Choice on page 8 for full description of available features.
- This product meets the requirements set forth in ANSI/BIFMA X5.1-2011 and is warranted for users up to 325 lbs.
- Dimensions are dependant on options selected. Product can be configured to comply with BIFMA G1-2002 guidelines.
- Smoke Finish | L2, T2 and 4D arms are the only arms available in Smoke and will match base when Frame Finish selected.
- *P | Pressure Braking Casters - casters allow the chair to roll only when someone is sitting in the chair.
- **RP | Reverse Braking Casters - casters allow the chair to roll only when someone is not in the chair.
- ***Composite base and casters will be substituted if LS or HS are selected.

SERIES	77	Inertia Mesh Back	72HR	\$
BACK STYLE	0	Midback	•	-
CONTROL	89	Basic Synchro Tilt (BT-4)	•	-
	40	Synchro Tilt (ST)	•	\$74
	80	Deluxe Tilt J-Bar (DJ)	•	\$160
	NA	No Arm	•	-
ARM	CA	Conference Arm (Not Available with Deluxe Tilt J-Bar)	•	\$45
	L2	Dual Function Arm	•	\$89
	T2	Task 2 Arm (Available with AWK or AWL)	•	\$105
	4D	4 Dimensional Arm (Available with AWK or AWL)	•	\$125
	MF	Multi-functional Arm (width adjustment incl.), see page 16	•	\$150
	TW	Twister Arm	•	\$174
	FRAME FINISH	BKN	Black Nylon	•
	SKN	Smoke Nylon (Available arms L2, T2, 4D)	•	\$35
BACK MESH	FM-NBLK	Black	•	-
	FM-NGRN	Green Apple	•	-
	FM-NGRY	Grey	•	-
	FM-NNAY	Navy	•	-
	FM-NSND	Sandstone	•	-
	FM-NSIL	Silver	•	-
	FM-NFLA	Flare	•	-
	FM-NSBL	Sky Blue	•	-
OPTIONS	SC	Sit to Counter (Black frame and Synchro Tilt only)	•	\$130
	AWK	Adjustable Width Bracket (Knob)	•	\$29
	AWL	Adjustment Width Bracket (Lever)	•	\$39
	LH	65mm (2.5") Hard Surface Casters	•	\$30
	P	Pressure Braking Casters*	•	\$57
	RP	Reverse Pressure Braking Casters**	•	\$107
	G	Glides*** (N/A with HAB)	•	\$28
	HAB	High Profile Aluminum Base w/65mm Casters (Black frame only)	•	\$60
	SS	Seat Slider (not available with SC option)	•	\$79
	BHA	Back Height Adjustment with (BT-4) Control	•	N/A
	BHA	Back Height Adjustment with (DJ) Control	•	-
	BHA	Back Height Adjustment with (ST) Control	•	\$86
	IES	Inertia Ergonomic Small Seat (16"D 19"W)	•	-
LS	Low Seat Height with 5" Travel*** (Black frame only, N/A with HAB)	•	\$50	
HS	High Seat 5.5"****	•	-	
CL	CAL TB133	•	\$90	
FREIGHT OPTIONS	KD	Knocked Down	•	-
	BW	Blanket Wrapped - Fully Assembled	•	\$40
	FA	Fully Assembled in Carton	•	\$60

TO ORDER SIMPLY FILL IN THE BLANKS

77	0						
SERIES	BACK STYLE	CONTROL	ARM	BACK MESH	OPTIONS For additional options separate with (-) hyphen.	FREIGHT OPTION	FABRIC CODE Please refer to allseating.com for fabric codes.

INFO
AVR
CHIROFORM
DOVE
ENTAIL
FLUID
FOSTER
HALSA
INERTIA
JIF
LEVO
M.O.
MULTI
PRESTO
RAINBOW
RAY
REQUISITE
THERAPOD
TUCK
TWIST
VIVA
YOU
ZIP



INERTIA[®] MESH HIGHBACK

DESIGN | ALLSEATING
GSA SIN | 711-18

BASE PRICE | \$459
77189-NA

Grade 1/COM	Grade 2	Grade 3	Grade 4/COL	Grade 5	Grade 6	Grade 7	Grade 8	Leather 1	Leather 2	Leather 3
\$459	\$475	\$487	\$504	\$527	\$566	\$614	\$665	\$699	\$733	\$836

FEATURES

- 4.25" cylinder
- Black nylon base
- Mesh back
- Molded seat foam with upholstered stitch detail
- For arm features and travel specifications, see page 16
- Carpet casters
- 24|7 Warranty on Synchro Tilt (40) mechanism, options included are T2 arms and Seat Slider. For more details see page 149

DIMENSIONS

- Overall: 40"- 44.25"H | 28"W | 28"D
- Seat: 16.5"-20.75"H | 18.5"W | 19.5"D
- Back: 23.5"H | 19"W
- COM: 0.75 yd.

NOTES

- Ships knocked down.
- For BW and FA Freight Options, minimum quantities apply, please check with Sales Support for details.
- All other features are dependant on the control specified. Please refer to Control Choice on page 8 for full description of available features.
- This product meets the requirements set forth in ANSI/ BIFMA X5.1-2011 and is warranted for users up to 325 lbs.
- Dimensions are dependant on options selected. Product can be configured to comply with BIFMA G1-2002 guidelines.
- Smoke Finish | L2, T2 and 4D arms are the only arms available in Smoke and will match base when Frame Finish is selected.
- *P | Pressure Braking Casters - casters allow the chair to roll only when someone is sitting in the chair.
- **RP | Reverse Braking Casters - casters allow the chair to roll only when someone is not in the chair.
- ***Composite base and casters will be substituted if LS or HS are selected.

SERIES	77	Inertia Mesh Back	72HR	\$
BACK STYLE	1	Highback	•	-
CONTROL	89	Basic Synchro Tilt (BT-4)	•	-
	40	Synchro Tilt (ST)	•	\$74
	80	Deluxe Tilt J-Bar (DJ)	•	\$160
ARM	NA	No Arm	•	-
	CA	Conference Arm (Not Available with Deluxe Tilt J-Bar)		\$45
	L2	Dual Function Arm		\$89
	T2	Task 2 Arm (Available with AWK or AWL)	•	\$105
	4D	4 Dimensional Arm (Available with AWK or AWL)	•	\$125
	MF	Multi-functional Arm (width adjustment incl.) See page 16	•	\$150
	TW	Twister Arm	•	\$174
FRAME FINISH	BKN	Black Nylon	•	-
	SKN	Smoke Nylon (Available arms L2, T2, 4D)		\$35
BACK MESH	FM-NBLK	Black	•	-
	FM-NGRN	Green Apple	•	-
	FM-NGRY	Grey	•	-
	FM-NNAY	Navy	•	-
	FM-NSND	Sandstone	•	-
	FM-NSIL	Silver	•	-
	FM-NFLA	Flare	•	-
	FM-NSBL	Sky Blue	•	-
OPTIONS	SC	Sit to Counter (Black frame and Synchro Tilt only)	•	\$130
	AWK	Adjustable Width Bracket (Knob)	•	\$29
	AWL	Adjustment Width Bracket (Lever)	•	\$39
	LH	65mm (2.5") Hard Surface Casters	•	\$30
	P	Pressure Braking Casters*	•	\$57
	RP	Reverse Pressure Braking Casters**	•	\$107
	G	Glides*** (N/A with HAB)	•	\$28
	HAB	High Profile Aluminum Base w/65mm Casters (Black frame only)	•	\$60
	SS	Seat Slider (not available with SC option)	•	\$79
	BHA	Back Height Adjustment with (BT-4) Control		N/A
	BHA	Back Height Adjustment with (DJ) Control		-
	BHA	Back Height Adjustment with (ST) Control		\$86
	IES	Inertia Ergonomic Small Seat (16"D 19"W)		-
	LS	Low Seat Height with 5" Travel*** (Black frame only, N/A with HAB)		\$50
	HS	High Seat 5.5"****		-
	CL	CAL TB133		\$90
FREIGHT OPTIONS	KD	Knocked Down		-
	BW	Blanket Wrapped - Fully Assembled		\$40
	FA	Fully Assembled in Carton		\$60

TO ORDER SIMPLY FILL IN THE BLANKS

77 -
 1 -
 -
 -
 -
 -
 -

SERIES **BACK STYLE** **CONTROL** **ARM** **BACK MESH** **OPTIONS** **FREIGHT OPTION** **FABRIC CODE**
For additional options separate with (-) hyphen. Please refer to allseating.com for fabric codes.

INFO
AVR
CHIROFORM
DOVE
ENTAIL
FLUID
FOSTER
HALSA
INERTIA
JIF
LEVO
M.O.
MULTI
PRESTO
RAINBOW
RAY
REQUISITE
THERAPOD
TUCK
TWIST
VIVA
YOU
ZIP



INERTIA® +PLUS MESH BACK

DESIGN | ALLSEATING
GSA SIN | 711-18

BASE PRICE | \$569
77440-NA

Grade 1/COM	Grade 2	Grade 3	Grade 4/COL	Grade 5	Grade 6	Grade 7	Grade 8	Leather 1	Leather 2	Leather 3
\$569	\$590	\$606	\$629	\$660	\$711	\$775	\$843	\$889	\$934	\$1,071

FEATURES

- 4.25" cylinder
- Black nylon base
- Mesh back
- Molded seat foam with upholstered stitch detail
- For arm features and travel specifications, see page 16
- Carpet casters

DIMENSIONS

- Overall: 42"- 46.25"H | 28"W | 28"D
- Seat: 16.5"- 20.75"H | 21"W | 18.5"D
- Back: 25.5"H | 21"W
- COM: 1 yd.

NOTES

- Ships knocked down.
- For BW and FA Freight Options, minimum quantities apply, please check with Sales Support for details.
- All other features are dependant on the control specified. Please refer to Control Choice on page 8 for full description of available features.
- This product meets the requirements set forth in ANSI/ BIFMA X5.1-2011 and is warranted for users up to 325 lbs.
- Dimensions are dependant on options selected. Product can be configured to comply with BIFMA G1-2002 guidelines.
- *P | Pressure Braking Casters - casters allow the chair to roll only when someone is sitting in the chair.
- **RP | Reverse Braking Casters - casters allow the chair to roll only when someone is not in the chair.
- ***Composite base will be substituted if these options are selected.

SERIES	77	Inertia Mesh Back	72HR	\$
BACK STYLE	4	+Plus	•	-
CONTROL	40	Synchro Tilt (ST)	•	-
ARM	NA	No Arm	•	-
	CA	Conference Arm		\$45
	T2	Task 2 Arm (Available with AWK or AWL)	•	\$105
	4D	4 Dimensional Arm (Available with AWK or AWL)	•	\$125
	MF	Multi-functional Arm (width adjustment incl.) See page 16	•	\$150
	TW	Twister Arm	•	\$174
BACK MESH	FM-NBLK	Black	•	-
	FM-NGRN	Green Apple	•	-
	FM-NGRY	Grey	•	-
	FM-NNAY	Navy	•	-
	FM-NSND	Sandstone	•	-
	FM-NSIL	Silver	•	-
	FM-NFLA	Flare	•	-
	FM-NSBL	Sky Blue	•	-
OPTIONS	AWK	Adjustable Width Bracket (Knob)	•	\$29
	AWL	Adjustment Width Bracket (Lever)	•	\$39
	LH	65mm (2.5") Hard Surface Casters	•	\$30
	P	Pressure Braking Casters*	•	\$57
	RP	Reverse Pressure Braking Casters**	•	\$107
	G	Glides*** (N/A with HAB)	•	\$28
	HAB	High Profile Aluminum Base w/65mm Casters	•	\$60
	SS	Seat Slider	•	\$79
	CL	CAL TB133		\$90
FREIGHT OPTIONS	KD	Knocked Down		-
	BW	Blanket Wrapped - Fully Assembled		\$40
	FA	Fully Assembled in Carton		\$60

TO ORDER SIMPLY FILL IN THE BLANKS

77	-	4	-	40	-		-		-		-			
SERIES		BACK STYLE		CONTROL		ARM		BACK MESH		OPTIONS <small>For additional options separate with (-) hyphen.</small>		FREIGHT OPTION		FABRIC CODE <small>Please refer to allseating.com for fabric codes.</small>

INFO
AVR
CHIROFORM
DOVE
ENTAIL
FLUID
FOSTER
HALSA
INERTIA
JIF
LEVO
M.O.
MULTI
PRESTO
RAINBOW
RAY
REQUISITE
THERAPOD
TUCK
TWIST
VIVA
YOU
ZIP



INERTIA[®] MESH STOOL

DESIGN | ALLSEATING
GSA SIN | 711-18

BASE PRICE | \$559
77019-NA

Grade 1/COM	Grade 2	Grade 3	Grade 4/COL	Grade 5	Grade 6	Grade 7	Grade 8	Leather 1	Leather 2	Leather 3
\$559	\$575	\$587	\$604	\$627	\$666	\$714	\$765	\$799	\$833	\$936

FEATURES

- 8" cylinder
- Composite base
- Molded seat foam with stitched upholstery detail
- For arm features and travel specifications, see page 16
- Adjustable Foot ring
- Carpet casters

DIMENSIONS

- Overall: 41"- 49"H | 28"W | 28"D
- Seat: 20"- 28"H | 18.5"W | 18"D
- Back: 21"H | 19"W
- COM: 0.75 yd.

NOTES

- Ships knocked down
- For BW and FA Freight Options, minimum quantities apply, please check with Sales Support for details.
- 10" Stool Package Seat: 22"- 32"H
- This product meets the requirements set forth in ANSI/ BIFMA X5.1-2011 and is warranted for users up to 325 lbs.
- Dimensions are dependant on options selected. Product can be configured to comply with BIFMA G1-2002 guidelines.
- *P | Pressure Braking Casters - casters allow the chair to roll only when someone is sitting in the chair.
- **RP | Reverse Braking Casters - casters allow the chair to roll only when someone is not in the chair.

SERIES	77	Inertia Mesh Back	72HR	\$
BACK STYLE	0	Midback	•	-
CONTROL	19	Basic Stool (B2)	•	-
ARM	NA	No Arm	•	-
	T2	Task 2 Arm (Available with AWK or AWL)	•	\$105
	4D	4 Dimensional Arm (Available with AWK or AWL)	•	\$125
BACK MESH	FM-NBLK	Black	•	-
	FM-NGRN	Green Apple	•	-
	FM-NGRY	Grey	•	-
	FM-NNAY	Navy	•	-
	FM-NSND	Sandstone	•	-
	FM-NSIL	Silver	•	-
	FM-NFLA	Flare	•	-
	FM-NSBL	Sky Blue	•	-
OPTIONS	AWK	Adjustable Width Bracket (Knob)	•	\$29
	AWL	Adjustment Width Bracket (Lever)	•	\$39
	H	Hard Surface Casters	•	\$28
	P	Pressure Braking Casters*	•	\$57
	RP	Reverse Pressure Braking Casters**	•	\$107
	G	Glides***	•	\$28
	SS	Seat Slider (Available on 8" Cylinder Only)	•	\$79
	10	10" Stool Package	•	\$34
	IES	Inertia Ergonomic Small Seat (16"D 19"W)		-
	CL	CAL TB133		\$90
	FREIGHT OPTIONS	KD	Knocked Down	
BW		Blanket Wrapped - Fully Assembled		\$40
FA		Fully Assembled in Carton		\$60

TO ORDER SIMPLY FILL IN THE BLANKS

77 -
 0 -
 19 -
 -
 -
 -

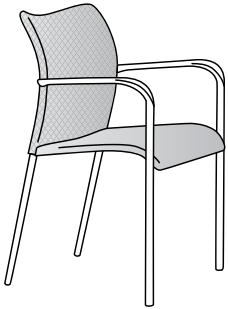
SERIES **BACK STYLE** **CONTROL** **ARM** **BACK MESH** **OPTIONS** **FREIGHT OPTION** **FABRIC CODE**

For additional options separate with (-) hyphen. Please refer to allseating.com for fabric codes.

INFO
AVR
CHIROFORM
DOVE
ENTAIL
FLUID
FOSTER
HALSA
INERTIA
JIF
LEVO
M.O.
MULTI
PRESTO
RAINBOW
RAY
REQUISITE
THERAPOD
TUCK
TWIST
VIVA
YOU
ZIP

INERTIA[®] MESH SIDE

DESIGN | ALLSEATING
GSA SIN | 711-19



BASE PRICE \$295										
77054-NA										
Grade 1/COM	Grade 2	Grade 3	Grade 4/COL	Grade 5	Grade 6	Grade 7	Grade 8	Leather 1	Leather 2	Leather 3
\$295	\$311	\$323	\$340	\$363	\$402	\$450	\$501	\$535	\$569	\$672

FEATURES

- Mesh back
- Upholstered seat
- Black non-marring glides
- Stacks 10 on a dolly
- Stacks 5 on the floor
- Stacks 2 high with casters

DIMENSIONS

- Side Overall NA: 32"H | 18"W | 24"D
- Side Overall WA: 32"H | 24"W | 24"D
- Seat: 17.5"H | 18"W | 18.5"D
- Back: 14.5"H | 18"W
- COM Full: 0.75 yd.
- +Plus Overall NA: 32"H | 20"W | 24"D
- +Plus Overall WA: 32"H | 26"W | 24"D
- Seat: 17.5"H | 19"W | 18.5"D
- Back: 14.5"H | 20"W
- COM Full: 0.75 yd.
- Dolly-10: 48"H | 22"W | 32"D
- Dolly-10 Fully Loaded: 66"H | 24"W | 36"D

SERIES	77	Inertia Mesh Back	72HR	\$
BACK STYLE	0	Midback	•	-
	4	+Plus	•	\$28
LEG	54	4 Leg	•	-
ARM	NA	No Arm	•	-
	WA	Inertia Side Arm	•	\$42
FRAME FINISH	SIL	Silver	•	-
	BK	Black	•	-
	MG	Metallic Gunmetal	•	-
BACK MESH	FM-NBLK	Black	•	-
	FM-NGRN	Green Apple	•	-
	FM-NGRY	Grey	•	-
	FM-NNAY	Navy	•	-
	FM-NSND	Sandstone	•	-
	FM-NSIL	Silver	•	-
	FM-NFLA	Flare	•	-
OPTIONS	FM-NSBL	Sky Blue	•	-
	CA	Carpet Casters	•	\$45
	TC	Tile Casters	•	\$53
	GBWA	Ganging Brackets with Arms	•	\$35
	GBNA	Ganging Brackets No Arms	•	\$30
FREIGHT OPTIONS	CL	CAL TB133		\$90
	FA	Fully Assembled in Carton		-

	Inertia Dolly -10	(N/A for +Plus) Please ensure Dolly has a separate model/line item with quantities specified	\$340
--	--------------------------	---	-------


NOTES

- For orders of less than 2, a cartoning surcharge of \$22 net will be incurred per order.
- Inertia Dolly-10 not available for +Plus Side.
- This product meets the requirements set forth in ANSI/BIFMA X5.1-2011 and is warranted for users up to 325 lbs.

TO ORDER SIMPLY FILL IN THE BLANKS

77		54					FA	
SERIES	BACK STYLE	LEG	ARM	FRAME FINISH	BACK MESH	OPTIONS <small>For additional options separate with (-) hyphen.</small>	FREIGHT OPTION	FABRIC CODE <small>Please refer to allseating.com for fabric codes.</small>

INFO
AVR
CHIROFORM
DOVE
ENTAIL
FLUID
FOSTER
HALSA
INERTIA
JIF
LEVO
M.O.
MULTI
PRESTO
RAINBOW
RAY
REQUISITE
THERAPOD
TUCK
TWIST
VIVA
YOU
ZIP



INERTIA[®] MESH BAR STOOL

DESIGN | ALLSEATING
GSA SIN | 711-19

BASE PRICE | \$400
77056-NA

Grade 1/COM	Grade 2	Grade 3	Grade 4/COL	Grade 5	Grade 6	Grade 7	Grade 8	Leather 1	Leather 2	Leather 3
\$400	\$416	\$428	\$445	\$468	\$507	\$555	\$606	\$640	\$674	\$777

FEATURES

- Mesh back
- Upholstered seat
- Black non-marring glides

DIMENSIONS

- Overall NA: 43.5"H | 21"W | 25"D
- Overall WA: 43.5"H | 24"W | 25"D
- Seat: 29"H | 17"W | 18.5"D
- Back: 14.5"H | 18"W
- COM Full: 0.75 yd.

SERIES	77	Inertia Mesh Back	72HR	\$
BACK STYLE	0	Midback		-
LEG	56	Bar Stool		-
ARM	NA	No Arm		-
	WA	Inertia Barstool Arm		\$42
FRAME FINISH	SIL	Silver		-
	BK	Black		-
	MG	Metallic Gunmetal		-
BACK MESH	FM-NBLK	Black		-
	FM-NGRN	Green Apple		-
	FM-NGRY	Grey		-
	FM-NNAY	Navy		-
	FM-NSND	Sandstone		-
	FM-NSIL	Silver		-
	FM-NFLA	Flare		-
	FM-NSBL	Sky Blue		-
OPTIONS	CL	CAL TB133		\$90
FREIGHT OPTIONS	FA	Fully Assembled in Carton		-

NOTES

- Ships 1 per box.
- This product meets the requirements set forth in ANSI/BIFMA X5.1-2011 and is warranted for users up to 325 lbs.
- Dimensions are dependant on options selected. Product can be configured to comply with BIFMA G1-2002 Guidelines.

TO ORDER SIMPLY FILL IN THE BLANKS

77	-	0	-	56	-		-		-		-		-	FA	-	
SERIES		BACK STYLE		LEG		ARM		FRAME FINISH		BACK MESH		OPTIONS <small>For additional options separate with (-) hyphen.</small>		FREIGHT OPTION		FABRIC CODE <small>Please refer to allseating.com for fabric codes.</small>

INFO
A/R
CHIROFORM
DOVE
ENTAIL
FLUID
FOSTER
HALSA
INERTIA
JIF
LEVO
M.O.
MULTI
PRESTO
RAINBOW
RAY
REQUISITE
THERAPOD
TUCK
TWIST
VIVA
YOU
ZIP



INERTIA[®] UPHOLSTERED MIDBACK

DESIGN | ALLSEATING
GSA SIN | 711-18

BASE PRICE | \$562
79089-NA

Grade 1/COM	Grade 2	Grade 3	Grade 4/COL	Grade 5	Grade 6	Grade 7	Grade 8	Leather 1	Leather 2	Leather 3
\$562	\$599	\$627	\$667	\$721	\$811	\$923	\$1,042	\$1,121	\$1,201	\$1,441

FEATURES

- 4.25" cylinder
- Black nylon base
- Molded seat foam with stitched upholstery detail
- For arm features and travel specifications, see page 16
- Carpet casters
- 24|7 Warranty on Synchro Tilt (40) mechanism, options included are T2 arms and Seat Slider. For more details see page 149

DIMENSIONS

- Overall: 37.5"- 41.75"H | 28"W | 28"D
- Seat: 16.5"- 20.75"H | 20"W | 19.5"D
- Back: 21"H | 19"W
- COM Full: 1.75 yds.

NOTES

- Ships knocked down.
- For BW and FA Freight Options, minimum quantities apply, please check with Sales Support for details.
- All other features are dependant on the control specified. Please refer to Control Choice on page 8 for full description of available features.
- This product meets the requirements set forth in ANSI/BIFMA X5.1-2011 and is warranted for users up to 325 lbs.
- Dimensions are dependant on options selected. Product can be configured to comply with BIFMA G1-2002 guidelines.
- Smoke Finish | L2, T2 and 4D arms are the only arms available in Smoke and will match base when Frame Finish is selected.
- *P | Pressure Braking Casters - casters allow the chair to roll only when someone is sitting in the chair.
- **RP | Reverse Braking Casters - casters allow the chair to roll only when someone is not in the chair.
- ***Composite base and casters will be substituted if LS or HS are selected.

SERIES	79	Inertia Upholstered	72HR	\$
BACK STYLE	0	Midback	•	-
CONTROL	89	Basic Synchro Tilt (BT-4)	•	-
	40	Synchro Tilt (ST)	•	\$74
	80	Deluxe Tilt J-Bar (DJ)	•	\$160
ARM	NA	No Arm	•	-
	CA	Conference Arm (Not Available with Deluxe Tilt J-Bar)	•	\$45
	L2	Dual Function Arm	•	\$89
	T2	Task 2 Arm (Available with AWK or AWL)	•	\$105
	4D	4 Dimensional Arm (Available with AWK or AWL)	•	\$125
	MF	Multi-functional Arm (width adjustment incl.) See page 16	•	\$150
	TW	Twister Arm	•	\$174
FRAME FINISH	BKN	Black Nylon	•	-
	SKN	Smoke Nylon (Available arms L2, T2, 4D)	•	\$35
OPTIONS	SC	Sit to Counter (Black frame and Synchro Tilt only)	•	\$130
	AWK	Adjustable Width Bracket (Knob)	•	\$29
	AWL	Adjustment Width Bracket (Lever)	•	\$39
	LH	65mm (2.5") Hard Surface Casters	•	\$30
	P	Pressure Braking Casters*	•	\$57
	RP	Reverse Pressure Braking Casters**	•	\$107
	G	Glides*** (N/A with HAB)	•	\$28
	HAB	High Profile Aluminum Base w/65mm Casters (Black frame only)	•	\$60
	SS	Seat Slider (not available with SC option)	•	\$79
	BHA	Back Height Adjustment with (BT-4) Control		N/A
	BHA	Back Height Adjustment with (DJ) Control		-
	BHA	Back Height Adjustment with (ST) Control		\$86
	IES	Inertia Ergonomic Small Seat (16"D 19"W)		-
	LS	Low Seat Height with 5" Travel*** (Black frame only, N/A with HAB)		\$50
	HS	High Seat 5.5"***		-
	CL	CAL TB133		\$90
FREIGHT OPTIONS	KD	Knocked Down		-
	BW	Blanket Wrapped - Fully Assembled		\$40
	FA	Fully Assembled in Carton		\$60

TO ORDER SIMPLY FILL IN THE BLANKS

79 -
 0 -
 -
 -
 -
 -

SERIES **BACK STYLE** **CONTROL** **ARM** **OPTIONS** **FREIGHT OPTION** **FABRIC CODE**
For additional options separate with (-) hyphen. Please refer to allseating.com for fabric codes.

INFO
AVR
CHIROFORM
DOVE
ENTAIL
FLUID
FOSTER
HALSA
INERTIA
JIF
LEVO
M.O.
MULTI
PRESTO
RAINBOW
RAY
REQUISITE
THERAPOD
TUCK
TWIST
VIVA
YOU
ZIP



INERTIA® UPHOLSTERED HIGHBACK

DESIGN | ALLSEATING
GSA SIN | 711-18

BASE PRICE | \$641
79189-NA

Grade 1/COM	Grade 2	Grade 3	Grade 4/COL	Grade 5	Grade 6	Grade 7	Grade 8	Leather 1	Leather 2	Leather 3
\$641	\$683	\$715	\$761	\$823	\$925	\$1,053	\$1,189	\$1,280	\$1,371	\$1,645

FEATURES

- 4.25" cylinder
- Black nylon base
- Molded seat foam with upholstered stitch detail
- For arm features and travel specifications, see page 16
- Carpet casters
- 24|7 Warranty on Synchro Tilt (40) mechanism, options included are T2 arms and Seat Slider. For more details see page 149

DIMENSIONS

- Overall: 40"- 44.25"H | 28"W | 28"D
- Seat: 16.5"- 20.75"H | 20"W | 19.5"D
- Back: 23.5"H | 19"W
- COM Full: 2 yds.

NOTES

- Ships knocked down.
- For BW and FA Freight Options, minimum quantities apply, please check with Sales Support for details.
- All other features are dependant on the control specified. Please refer to Control Choice on page 8 for full description of available features.
- This product meets the requirements set forth in ANSI/BIFMA X5.1-2011 and is warranted for users up to 325 lbs.
- Dimensions are dependant on options selected. Product can be configured to comply with BIFMA G1-2002 guidelines.
- Smoke Finish | L2, T2 and 4D arms are the only arms available in Smoke and will match base when Frame Finish is selected.
- *P | Pressure Braking Casters - casters allow the chair to roll only when someone is sitting in the chair.
- **RP | Reverse Braking Casters - casters allow the chair to roll only when someone is not in the chair.
- ***Composite base and casters will be substituted if LS or HS are selected.

SERIES	79	Inertia Upholstered	72HR	\$
BACK STYLE	1	Highback	•	-
CONTROL	89	Basic Synchro Tilt (BT-4)	•	-
	40	Synchro Tilt (ST)	•	\$74
	80	Deluxe Tilt J-Bar (DJ)	•	\$160
ARM	NA	No Arm	•	-
	CA	Conference Arm (Not Available with Deluxe Tilt J-Bar)	•	\$45
	L2	Dual Function Arm	•	\$89
	T2	Task 2 Arm (Available with AWK or AWL)	•	\$105
	4D	4 Dimensional Arm (Available with AWK or AWL)	•	\$125
	MF	Multi-functional Arm (width adjustment incl.) See page 16	•	\$150
	TW	Twister Arm	•	\$174
FRAME FINISH	BKN	Black Nylon	•	-
	SKN	Smoke Nylon (Available arms L2, T2, 4D)	•	\$35
OPTIONS	SC	Sit to Counter (Black frame and Synchro Tilt only)	•	\$130
	AWK	Adjustable Width Bracket (Knob)	•	\$29
	AWL	Adjustment Width Bracket (Lever)	•	\$39
	LH	65mm (2.5") Hard Surface Casters	•	\$30
	P	Pressure Braking Casters*	•	\$57
	RP	Reverse Pressure Braking Casters**	•	\$107
	G	Glides*** (N/A with HAB)	•	\$28
	HAB	High Profile Aluminum Base w/65mm Casters (Black frame only)	•	\$60
	SS	Seat Slider (not available with SC option)	•	\$79
	BHA	Back Height Adjustment with (BT-4) Control		N/A
	BHA	Back Height Adjustment with (DJ) Control		-
	BHA	Back Height Adjustment with (ST) Control		\$86
	IES	Inertia Ergonomic Small Seat (16"D 19"W)		-
	LS	Low Seat Height with 5" Travel*** (Black frame only, N/A with HAB)		\$50
	HS	High Seat 5.5"***		-
	CL	CAL TB133		\$90
FREIGHT OPTIONS	KD	Knocked Down		-
	BW	Blanket Wrapped - Fully Assembled		\$40
	FA	Fully Assembled in Carton		\$60

TO ORDER SIMPLY FILL IN THE BLANKS

79 -
 1 -
 -
 -
 -
 -

SERIES **BACK STYLE** **CONTROL** **ARM** **OPTIONS** **FREIGHT OPTION** **FABRIC CODE**
 For additional options separate with (-) hyphen. Please refer to allseating.com for fabric codes.

INFO
AVR
CHIROFORM
DOVE
ENTAIL
FLUID
FOSTER
HALSA
INERTIA
JIF
LEVO
M.O.
MULTI
PRESTO
RAINBOW
RAY
REQUISITE
THERAPOD
TUCK
TWIST
VIVA
YOU
ZIP



INERTIA[®] UPHOLSTERED +PLUS

DESIGN | ALLSEATING
GSA SIN | 711-18

BASE PRICE | \$755
79440-NA

Grade 1/COM	Grade 2	Grade 3	Grade 4/COL	Grade 5	Grade 6	Grade 7	Grade 8	Leather 1	Leather 2	Leather 3
\$755	\$797	\$829	\$875	\$937	\$1,039	\$1,167	\$1,303	\$1,394	\$1,485	\$1,759

FEATURES

- 4.25" cylinder
- Black nylon base
- Molded seat foam with stitched upholstery detail
- For arm features and travel specifications, see page 16
- Carpet casters

DIMENSIONS

- Overall: 42"- 46.25"H | 28"W | 28"D
- Seat: 16.5"- 20.75"H | 21"W | 18.5"D
- Back: 25.5"H | 21"W
- COM Full: 2.25 yds.

NOTES

- Ships knocked down.
- For BW and FA Freight Options, minimum quantities apply, please check with Sales Support for details.
- All other features are dependant on the control specified. Please refer to Control Choice on page 8 for full description of available features.
- This product meets the requirements set forth in ANSI/ BIFMA X5.1-2011 and is warranted for users up to 325 lbs.
- Dimensions are dependant on options selected. Product can be configured to comply with BIFMA G1-2002 guidelines.
- *P | Pressure Braking Casters - casters allow the chair to roll only when someone is sitting in the chair.
- **RP | Reverse Braking Casters - casters allow the chair to roll only when someone is not in the chair.
- ***Composite base will be substituted if these options are selected.

SERIES	79	Inertia Upholstered	72HR	\$
BACK STYLE	4	+Plus	•	-
CONTROL	40	Synchro Tilt (ST)	•	-
ARM	NA	No Arm	•	-
	CA	Conference Arm	•	\$45
	T2	Task 2 Arm (Available with AWK or AWL)	•	\$105
	4D	4 Dimensional Arm (Available with AWK or AWL)	•	\$125
	MF	Multi-functional Arm (width adjustment incl.) See page 16	•	\$150
	TW	Twister Arm	•	\$174
OPTIONS	AWK	Adjustable Width Bracket (Knob)	•	\$29
	AWL	Adjustment Width Bracket (Lever)	•	\$39
	LH	65mm (2.5") Hard Surface Casters	•	\$30
	P	Pressure Braking Casters*	•	\$57
	RP	Reverse Pressure Braking Casters**	•	\$107
	G	Glides*** (N/A with HAB)	•	\$28
	HAB	High Profile Aluminum Base w/65mm Casters	•	\$60
	CL	CAL TB133	•	\$90
FREIGHT OPTIONS	KD	Knocked Down	•	-
	BW	Blanket Wrapped - Fully Assembled		\$40
	FA	Fully Assembled in Carton		\$60

TO ORDER SIMPLY FILL IN THE BLANKS

79 -
 4 -
 40 -
 -
 -
 -

SERIES **BACK STYLE** **CONTROL** **ARM** **OPTIONS** **FREIGHT OPTION** **FABRIC CODE**
For additional options separate with (-) hyphen. Please refer to allseating.com for fabric codes.

INFO
AVR
CHIROFORM
DOVE
ENTAIL
FLUID
FOSTER
HALSA
INERTIA
JIF
LEVO
M.O.
MULTI
PRESTO
RAINBOW
RAY
REQUISITE
THERAPOD
TUCK
TWIST
VIVA
YOU
ZIP



INERTIA® UPHOLSTERED STOOL

DESIGN | ALLSEATING
GSA SIN | 711-18

BASE PRICE | \$692
79019-NA

Grade 1/COM	Grade 2	Grade 3	Grade 4/COL	Grade 5	Grade 6	Grade 7	Grade 8	Leather 1	Leather 2	Leather 3
\$692	\$729	\$757	\$797	\$851	\$941	\$1,053	\$1,172	\$1,251	\$1,331	\$1,571

FEATURES

- 8" cylinder
- Composite base
- Molded seat foam with stitched upholstery detail
- For arm features and travel specifications, see page 16
- Adjustable foot ring
- Carpet casters

DIMENSIONS

- Overall: 41"- 49"H | 28"W | 28"D
- Seat: 20"- 28"H | 18.5"W | 18"D
- Back: 21"H | 19"W
- COM Full: 1.75 yds.

SERIES	79	Inertia Upholstered	72HR	\$
BACK STYLE	0	Midback	•	-
CONTROL	19	Basic Stool (B2)	•	-
ARM	NA	No Arm	•	-
	T2	Task 2 Arm (Available with AWK or AWL)	•	\$105
	4D	4 Dimensional Arm (Available with AWK or AWL)	•	\$125
OPTIONS	AWK	Adjustable Width Bracket (Knob)	•	\$29
	AWL	Adjustment Width Bracket (Lever)	•	\$39
	H	Hard Surface Casters	•	\$28
	P	Pressure Braking Casters*	•	\$57
	RP	Reverse Pressure Braking Casters**	•	\$107
	G	Glides	•	\$28
	SS	Seat Slider (Available on 8" Cylinder Only)	•	\$79
	10	10" Stool Package	•	\$34
	IES	Inertia Ergonomic Small Seat (16"D 19"W)		-
	CL	CAL TB133		\$90
FREIGHT OPTIONS	KD	Knocked Down		-
	BW	Blanket Wrapped - Fully Assembled		\$40
	FA	Fully Assembled in Carton		\$60

NOTES

- Ships knocked down.
- For BW and FA Freight Options, minimum quantities apply, please check with Sales Support for details.
- 10" Stool Package Seat: 22"- 32"H
- This product meets the requirements set forth in ANSI/BIFMA X5.1-2011 and is warranted for users up to 325 lbs.
- Dimensions are dependant on options selected. Product can be configured to comply with BIFMA G1-2002 guidelines.
- *P | Pressure Braking Casters - casters allow the chair to roll only when someone is sitting in the chair.
- **RP | Reverse Braking Casters - casters allow the chair to roll only when someone is not in the chair.

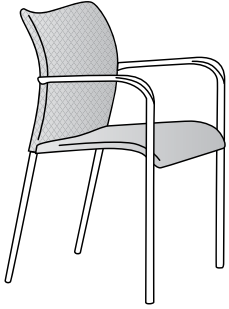
TO ORDER SIMPLY FILL IN THE BLANKS

79	-	0	-	19	-		-		-		
SERIES		BACK STYLE		CONTROL		ARM		OPTIONS		FREIGHT OPTION	FABRIC CODE
								For additional options separate with (-) hyphen.			Please refer to allseating.com for fabric codes.

INFO
AVR
CHIROFORM
DOVE
ENTAIL
FLUID
FOSTER
HALSA
INERTIA
JIF
LEVO
M.O.
MULTI
PRESTO
RAINBOW
RAY
REQUISITE
THERAPOD
TUCK
TWIST
VIVA
YOU
ZIP

INERTIA[®] UPHOLSTERED SIDE

DESIGN | ALLSEATING
GSA SIN | 711-19



BASE PRICE | \$387
79054-NA

Grade 1/COM	Grade 2	Grade 3	Grade 4/COL	Grade 5	Grade 6	Grade 7	Grade 8	Leather 1	Leather 2	Leather 3
\$387	\$419	\$443	\$477	\$524	\$600	\$696	\$798	\$866	\$935	\$1,140

FEATURES

- Upholstered seat
- Black non-marring glides
- Stacks 10 on a dolly
- Stacks 5 on the floor
- Stacks 2 high with casters

DIMENSIONS

- Side Overall NA: 32"H | 18"W | 24"D
- Side Overall WA: 32"H | 24"W | 24"D
- Seat: 17.5"H | 18"W | 18.5"D
- Back: 14.5"H | 18"W
- COM Full: 0.75 yd.
- +Plus Overall NA: 32"H | 20"W | 24"D
- +Plus Overall WA: 32"H | 26"W | 24"D
- Seat: 17.5"H | 19"W | 18.5"D
- Back: 14.5"H | 20"W
- COM Full: 1.75 yd.
- Dolly-10: 48"H | 22"W | 32"D
- Dolly-10 Fully Loaded: 66"H | 24"W | 36"D

SERIES	79	Inertia Upholstered	72HR	\$
BACK STYLE	0	Midback	•	-
	4	+Plus	•	\$32
LEG	54	4 Leg	•	-
ARM	NA	No Arm	•	-
	WA	Inertia Side Arm	•	\$42
FRAME FINISH	SIL	Silver	•	-
	BK	Black	•	-
	MG	Metallic Gunmetal	•	-
OPTIONS	CA	Carpet Casters	•	\$45
	TC	Tile Casters	•	\$53
	GBWA	Ganging Brackets with Arms	•	\$35
	GBNA	Ganging Brackets No Arms	•	\$30
	CL	CAL TB133	•	\$90
FREIGHT OPTIONS	FA	Fully Assembled in Carton		-

	Inertia Dolly -10	(N/A for +Plus) Please ensure Dolly has separate model/line item with quantities specified	\$340
--	--------------------------	---	-------


NOTES

- For orders of less than 2, a cartoning surcharge of \$22 net will be incurred per order.
- Inertia Dolly-10 not available for +Plus Side.
- This product meets the requirements set forth in ANSI/BIFMA X5.1-2011 and is warranted for users up to 325 lbs.

TO ORDER SIMPLY FILL IN THE BLANKS

79 - - 54 - - - - FA -
SERIES **BACK STYLE** **LEG** **ARM** **FRAME FINISH** **OPTIONS** **FREIGHT OPTION** **FABRIC CODE**
For additional options separate with (-) hyphen. Please refer to allseating.com for fabric codes.

INFO
AVR
CHIROFORM
DOVE
ENTAIL
FLUID
FOSTER
HALSA
INERTIA
JIF
LEVO
M.O.
MULTI
PRESTO
RAINBOW
RAY
REQUISITE
THERAPOD
TUCK
TWIST
VIVA
YOU
ZIP



INERTIA[®] UPHOLSTERED BAR STOOL

DESIGN | ALLSEATING
GSA SIN | 711-19

BASE PRICE | \$457
79056-NA

Grade 1/COM	Grade 2	Grade 3	Grade 4/COL	Grade 5	Grade 6	Grade 7	Grade 8	Leather 1	Leather 2	Leather 3
\$457	\$489	\$513	\$547	\$594	\$670	\$766	\$868	\$936	\$1,005	\$1,210

FEATURES

- Upholstered seat and back
- Black non-marring glides

SERIES	79	Inertia Upholstered	72HR	\$
BACK STYLE	0	Midback		-
LEG	56	Bar Stool		-
ARM	NA	No Arm		-
	WA	Inertia Barstool Arm		\$42
FRAME FINISH	SIL	Silver		-
	BK	Black		-
	MG	Metallic Gunmetal		-
OPTIONS	CL	CAL TB133		\$90
FREIGHT OPTIONS	FA	Fully Assembled in Carton		-

DIMENSIONS

- Overall NA: 43.5"H | 21"W | 25"D
- Overall WA: 43.5"H | 24"W | 25"D
- Seat: 29"H | 17"W | 18.5"D
- Back: 14.5"H | 18"W
- COM Full: 0.75 yd.

NOTES

- Ships 1 per box.
- This product meets the requirements set forth in ANSI/BIFMA X5.1-2011 and is warranted for users up to 325 lbs.
- Dimensions are dependant on options selected. Product can be configured to comply with BIFMA G1-2002 Guidelines.

TO ORDER SIMPLY FILL IN THE BLANKS


79 -
 0 -
 56 -
 -
 -
 -
 FA -

SERIES **BACK STYLE** **LEG** **ARM** **FRAME FINISH** **OPTIONS** **FREIGHT OPTION** **FABRIC CODE**
For additional options separate with (-) hyphen. Please refer to allseating.com for fabric codes.

INFO
AVR
CHIROFORM
DOVE
ENTAIL
FLUID
FOSTER
HALSA
INERTIA
JIF
LEVO
M.O.
MULTI
PRESTO
RAINBOW
RAY
REQUISITE
THERAPOD
TUCK
TWIST
VIVA
YOU
ZIP

JIF™

DESIGN | AARON DUKE
GSA SIN | 711-16



BASE PRICE | \$480

28060

Grade 1/COM	Grade 2	Grade 3	Grade 4/COL	Grade 5	Grade 6	Grade 7	Grade 8	Leather 1	Leather 2	Leather 3
\$480	\$528	\$565	\$618	\$689	\$807	\$954	\$1,110	\$1,215	\$1,320	\$1,635

FEATURES

- Waterfall edge
- Optional contrast stitching
- Dual upholstery
- Standard black handle
- Still or Sway base

SERIES	28	Jif	72HR	\$
BACK STYLE	0	Standard		-
BASE	60	Still Base		VAR
	61	Sway Base		VAR
OPTIONS	CS	Contrast Stitching		-
FREIGHT OPTIONS	FA	Fully Assembled in Carton		-

DIMENSIONS

- Overall: 17"H | 19.5"W

NOTES

- This product meets the requirements set forth in ANSI/BIFMA X5.1-2011 and is warranted for users up to 325 lbs.
- For Contrast Stitching on single upholstery, please provide details to order entry, otherwise Allseating will select at their discretion.

TO ORDER SIMPLY FILL IN THE BLANKS

28	-	0	-		-	FA	-		-	
SERIES		BACK STYLE		BASE		FREIGHT OPTION		FABRIC CODE - TOP		FABRIC CODE - BOTTOM
								Please refer to allseating.com for fabric codes.		Please refer to allseating.com for fabric codes.



LEVO® MIDBACK

DESIGN | FIG 40
GSA SIN | 711-18

BASE PRICE \$608										
47040-NA										
Grade 1/COM	Grade 2	Grade 3	Grade 4/COL	Grade 5	Grade 6	Grade 7	Grade 8	Leather 1	Leather 2	Leather 3
\$608	\$624	\$636	\$653	\$676	\$715	\$763	\$814	\$848	\$882	\$985

FEATURES

- 4.5" cylinder.
- Smoke and Black nylon base
- Molded seat foam with stitched upholstery detail
- Y-shaped back and 3-point pivot system supports every move
- Proprietary hands-on back adjustment system, providing lumbar support at 5 intervals
- For arm details and travel specifications, see page 16

DIMENSIONS

- Overall: 38"- 42.5"H | 27.5"W | 28"D
- Seat: 16.25"- 20.75" | 19.75"W | 19.5"D
- Back: 19.25"W | 22.5"H
- COM Seat: 0.75 yd

SERIES	47	Levo	72HR	\$
BACK STYLE	0	Midback		-
CONTROL	40	Synchro Tilt (ST)		-
	89	Basic Synchro Tilt (BST)		-\$74
ARM	NA	No Arm		-
	L2	Dual Function Arm		\$89
	T2	Task 2 Arm (Configured with L2 Arm Pad)		\$105
	4D	4 Dimensional Arm		\$125
FRAME FINISH*	SKN	Smoke*		\$35
	BKN	Black		-
BACK MESH	PEP	Pepper		-
	JUN	Juniper		-
	FEN	Fennel		-
	CHL	Chili		-
	PKA	Paprika		-
OPTIONS	SC	Sit to Counter (Black frame and Synchro Tilt only)		\$130
	SS	Seat Slider (not available with SC option)		\$79
	LH	65mm (2.5") Hard Surface Casters		\$30
	AWL	Adjustable Width Bracket Lever (Available with T2 Arm Only)		\$39
	HS	High Seat 5.5"***		-
FREIGHT OPTIONS	KD	Knocked Down		-
	BW	Blanket Wrapped - Fully Assembled		\$40
	FA	Fully Assembled in Carton		\$60

NOTES

- Ships knocked down
- For BW and FA Freight Options, minimum quantities apply, please check with Sales Support for details.
- This product meets the requirements set forth in ANSI/BIFMA X5.1-2011 and is warranted for users up to 325 lbs.
- Collection 1 (Back Fabric) warehoused in USA.
- Collection 2 (Back Fabric) warehoused in Europe, extended lead times may apply.
- *Arms, base and casters will match frame finish selection.
- **Composite base will be substituted if HS option is selected.

TO ORDER SIMPLY FILL IN THE BLANKS

47	0							
SERIES	BACK STYLE	CONTROL	ARM	FRAME FINISH	BACK MESH	OPTIONS	FREIGHT OPTION	FABRIC CODE
						For additional options separate with (-) hyphen.		Please refer to allseating.com for fabric codes.

INFO
AVR
CHAIRFORM
DOVE
ENTAIL
FLUID
FOSTER
HALSA
INERTIA
JIF
LEVO
M.O.
MULTI
PRESTO
RAINBOW
RAY
REQUISITE
THERAPOD
TUCK
TWIST
VIVA
YOU
ZIP



M.O.® TASK

DESIGN | ALLSEATING
GSA SIN | 711-18

BASE PRICE \$550										
48146-NA										
Grade 1/COM	Grade 2	Grade 3	Grade 4/COL	Grade 5	Grade 6	Grade 7	Grade 8	Leather 1	Leather 2	Leather 3
\$550	\$566	\$578	\$595	\$618	\$657	\$705	\$756	\$790	\$824	\$927

FEATURES

- 4.5" cylinder
- Black nylon base
- Self adjusting tension supports various body types
- Molded seat foam with stitched upholstery detail
- For arm features and travel specifications, see page 16
- Optional adjustable lumbar support
- Carpet casters

DIMENSIONS

- Overall: 43.75"- 48.25"H | 28"W | 28"D
- Seat: 18"- 22.5"H | 20.25"W | 20"D
- Back: 25.75"H | 19"W
- COM Seat: 1 yd.

SERIES	48	M.O.	72HR	\$
BACK STYLE	1	Highback	•	-
CONTROL	46	Dynamic Synchro	•	-
ARM	T2	Task 2 Arm	•	\$105
	4D	4 Dimensional Arms	•	\$125
BACK MESH	FM-MCOA	Coal	•	-
	FM-MSTO	Stone	•	-
	FM-MAQU	Aqua	•	-
	FM-MFIR	Fire	•	-
	FM-MLEA	Leaf	•	-
OPTIONS	AWK	Adjustable Width Brackets (Knob)	•	INCL
	SS	2" Travel Seat Slider	•	INCL
	SH	Short Seat	•	-
	LH	65mm (2.5") Hard Surface Casters	•	\$30
	LU	Enhanced Lumbar Support	•	\$30
	CL	CAL TB133		\$90
FREIGHT OPTIONS	KD	Knocked Down		-
	BW	Blanket Wrapped - Fully Assembled		\$40
	FA	Fully Assembled in Carton		\$60

NOTES

- Ships knocked down.
- For BW and FA Freight Options, minimum quantities apply, please check with Sales Support for details.
- This product meets the requirements set forth in ANSI/BIFMA X5.1-2011 and is warranted for users up to 325 lbs.
- M.O. stands for Modus Operandi.

TO ORDER SIMPLY FILL IN THE BLANKS

48	-	1	-	46	-		-		-		-	
SERIES		BACK STYLE		CONTROL		ARM		BACK MESH		OPTIONS		FREIGHT OPTION
										For additional options separate with (-) hyphen.		FABRIC CODE
												Please refer to allseating.com for fabric codes.

INFO
A/R
CHIROFORM
DOVE
ENTAIL
FLUID
FOSTER
HALSA
INERTIA
JIF
LEVO
M.O.
MULTI
PRESTO
RAINBOW
RAY
REQUISITE
THERAPOD
TUCK
TWIST
VIVA
YOU
ZIP



M.O.® FULLY UPHOLSTERED

DESIGN | ALLSEATING
GSA SIN | 711-18

BASE PRICE | \$690
46146-NA

Grade 1/COM	Grade 2	Grade 3	Grade 4/COL	Grade 5	Grade 6	Grade 7	Grade 8	Leather 1	Leather 2	Leather 3
\$690	\$732	\$764	\$810	\$872	\$974	\$1,102	\$1,238	\$1,329	\$1,420	\$1,694

FEATURES

- 4.5" cylinder
- Black nylon base
- Self adjusting tension supports various body types
- Molded seat foam with stitched upholstery detail
- For arm features and travel specifications, see page 16
- Optional adjustable lumbar support
- Carpet casters

DIMENSIONS

- Overall: 43.75"- 48.25"H | 28"W | 28"D
- Seat: 18"- 22.5"H | 20.25"W | 20"D
- Back: 25.75"H | 19"W
- COM Full: 1.75 yd.

SERIES	46	M.O.	72HR	\$
BACK STYLE	1	Highback		-
CONTROL	46	Dynamic Synchro		-
ARM	NA	No Arm		-
	T2	Task 2 Arm		\$105
	4D	4 Dimensional Arms		\$125
OPTIONS	AWK	Adjustable Width Brackets (Knob)		INCL
	SS	2" Travel Seat Slider		INCL
	SH	Short Seat		-
	LH	65mm (2.5") Hard Surface Casters		\$30
	LU	Enhanced Lumbar Support		\$30
	CL	CAL TB133		\$90
FREIGHT OPTIONS	KD	Knocked Down		-
	BW	Blanket Wrapped - Fully Assembled		\$40
	FA	Fully Assembled in Carton		\$60

NOTES

- Ships knocked down.
- For BW and FA Freight Options, minimum quantities apply, please check with Sales Support for details.
- This product meets the requirements set forth in ANSI/BIFMA X5.1-2011 and is warranted for users up to 325 lbs.
- M.O. stands for Modus Operandi.

TO ORDER SIMPLY FILL IN THE BLANKS

46 -
 1 -
 46 -
 -
 -
 -
 -

SERIES **BACK STYLE** **CONTROL** **ARM** **BACK MESH** **OPTIONS** **FREIGHT OPTION** **FABRIC CODE**
For additional options separate with (-) hyphen. Please refer to allseating.com for fabric codes.



INFO
A/R
CHAIRFORM
DOVE
ENTAIL
FLUID
FOSTER
HALSA
INERTIA
JIF
LEVO
M.O.
MULTI
PRESTO
RAINBOW
RAY
REQUISITE
THERAPOD
TUCK
TWIST
VIVA
YOU
ZIP

MULTIFLEX®

DESIGN | ZOOEY CHU
GSA SIN | 711-19



FEATURES

- Polypropylene seat and back
- Upholstered Seat Option
- Flexing Seat
- Pivoting Back
- Stacks 5 on the floor
- Stacks 12 on the dolly
- Optional tablet available in Black only
- Black non-marring glides

DIMENSIONS

- Overall NA: 33"H | 22.05"W | 24"D
- Seat: 17.7"H | 18.55"W | 17.75"D
- Back: 15.5"H | 18"W
- COM Seat: 0.75 yd.
- Overall WA: 33"H | 24.65"W | 24"D
- Overall WTR: 33"H | 26"W | 29.5"D
- Tablet: 28.5"H | 19"W | 12"D
- Overall Dolly: 44"H | 29"W | 46.5"D

NOTES

- For orders of less than 2, a cartoning surcharge of \$22 net will be incurred per order. WTR & WTL excluded.
- Multiflex with Upholstered seats are not stackable.
- Multiflex with Casters are not stackable.
- Multiflex with Tablet are not stackable and do not support caster options.
- Extended Lead times apply to CAL TB133.
- This product meets the requirements set forth in ANSI/BIFMA X5.1-2011 and is warranted for users up to 325 lbs.
- Dimensions are dependant on options selected. Product can be configured to comply with BIFMA G1-2002 Guidelines.
- Leather and vinyl upholstered seat not recommended for this product in stacking applications.

BASE PRICE \$438											
39054-NA											
Polypropylene Seat and Back	Grade 1/ COM	Grade 2	Grade 3	Grade 4/ COL	Grade 5	Grade 6	Grade 7	Grade 8	Leather 1	Leather 2	Leather 3
\$438	\$486	\$502	\$514	\$531	\$554	\$593	\$641	\$692	\$726	\$760	\$863

SERIES	39	Multiflex	72HR	\$
BACK STYLE	0	Midback	•	-
LEG	54	4 Leg	•	-
ARM	NA	No Arm	•	-
	WA	Multiflex With Arm	•	\$30
	WTR	Writing Tablet Right		\$190
	WTL	Writing Tablet Left		\$190
FRAME FINISH	SIL	Silver	•	-
	BK	Black	•	-
	ON	Oynx	•	-
	SK	Smoke		-
POLYPROPYLENE SEAT AND BACK	ON	Oynx	•	-
	SK	Smoke		-
	HZ	Haze		-
	GB	Ganging Brackets (set of 2)	•	\$17
OPTIONS	BB	Book Basket -Silver	•	\$43
	CA	Carpet Casters		\$45
	TC	Tile Casters		\$53
	CLP	CAL TB133 Black Polypropylene		\$80
	CLU	CAL TB133 Black Polypropylene Upholstered Seat		\$103
	FREIGHT OPTIONS	FA	Fully Assembled	

	Multi Dolly-12	Please ensure Dolly has separate model/line item with quantities specified	\$383
--	----------------	--	-------

TO ORDER SIMPLY FILL IN THE BLANKS

39	0	54					FA	
SERIES	BACK STYLE	LEG	ARM	FRAME FINISH	POLYPROPYLENE SEAT AND BACK	OPTIONS	FREIGHT OPTION	FABRIC CODE
						For additional options separate with (-) hyphen.		Please refer to allseating.com for fabric codes.

INFO
AVR
CHIROFORM
DOVE
ENTAIL
FLUID
FOSTER
HALSA
INERTIA
JIF
LEVO
M.O.
MULTI
PRESTO
RAINBOW
RAY
REQUISITE
THERAPOD
TUCK
TWIST
VIVA
YOU
ZIP

MULTISTACK®

DESIGN | ZOOEY CHU
GSA SIN | 711-19



FEATURES

- Polypropylene seat and back
- Upholstered Seat Option
- Stacks 12 on the dolly
- Optional tablet available in Black only
- Black non-marring glides

DIMENSIONS

- Overall NA: 33"H | 22.05"W | 24"D
- Seat: 17.5"H | 18.5"W | 17.75"D
- Back: 15.5"H | 18"W
- COM Seat: 0.75 yd.
- Overall WA: 33"H | 24.65"W | 24"D
- Overall WTR: 33"H | 26"W | 29.5"D
- Tablet: 28.5"H | 19"W | 12"D
- Overall Dolly: 44"H | 29"W | 46.5"D

NOTES

- For orders of less than 2, a cartoning surcharge of \$22 net will be incurred per order. WTR & WTL excluded.
- Multistack with Upholstered seats are not stackable.
- Multistack with Casters are not stackable.
- Multistack with Tablet are not stackable.
- Extended Lead times apply to CAL TB133.
- This product meets the requirements set forth in ANSI/BIFMA X5.1-2011 and is warranted for users up to 325 lbs.
- Dimensions are dependant on options selected. Product can be configured to comply with BIFMA G1-2002 Guidelines.
- Leather and vinyl upholstered seat not recommended for this product in stacking applications.

BASE PRICE \$350											
38054-NA											
Polypropylene Seat and Back	Grade 1/COM	Grade 2	Grade 3	Grade 4/COL	Grade 5	Grade 6	Grade 7	Grade 8	Leather 1	Leather 2	Leather 3
\$350	\$398	\$414	\$426	\$443	\$466	\$505	\$553	\$604	\$638	\$672	\$775

SERIES	38	Multistack	72HR	\$
BACK STYLE	0	Midback	•	-
LEG	54	4 Leg	•	-
ARM	NA	No Arm	•	-
	WA	Multistack With Arm	•	\$30
	WTR	Writing Tablet Right (Black only)	•	\$190
FRAME FINISH	WTL	Writing Tablet Left (Black only)		\$190
	SIL	Silver	•	-
POLYPROPYLENE SEAT AND BACK	BK	Black	•	-
	CM	Chrome		\$80
	ON	Oynx	•	-
OPTIONS	SK	Smoke		-
	HZ	Haze		-
	GB	Ganging Brackets (set of 2)	•	\$17
FREIGHT OPTIONS	BB	Book Basket -Silver	•	\$43
	CA	Carpet Casters		\$45
	TC	Tile Casters		\$53
	CLP	CAL TB133 Black Polypropylene		\$80
	CLU	CAL TB133 Black Polypropylene Upholstered Seat		\$103

	Multi Dolly-12	Please ensure Dolly has separate model/line item with quantities specified	\$383
--	-----------------------	--	--------------

TO ORDER SIMPLY FILL IN THE BLANKS

38	0	54					FA	
SERIES	BACK STYLE	LEG	ARM	FRAME FINISH	POLYPROPYLENE SEAT AND BACK	OPTIONS For additional options separate with (-) hyphen.	FREIGHT OPTION	FABRIC CODE Please refer to allseating.com for fabric codes.

INFO
AVR
CHIROFORM
DOVE
ENTAIL
FLUID
FOSTER
HALSA
INERTIA
JIF
LEVO
M.O.
MULTI
PRESTO
RAINBOW
RAY
REQUISITE
THERAPOD
TUCK
TWIST
VIVA
YOU
ZIP

MULTITEK®

DESIGN | ZOOEY CHU
GSA SIN | 711-18



FEATURES

- 3.5" cylinder
- Black TVO nylon base
- Polypropylene seat and back
- Upholstered seat option
- For arm features and travel specifications, see page 16
- Carpet casters

DIMENSIONS

- Overall: 34"- 37.5"H | 28"W, 28"D
- Seat: 16.5"- 20"H | 18.55"W | 17.72"D
- Back: 17.5"H | 18"W
- COM: 0.75 yd. Upholstered Seat

NOTES

- Ships knocked down.
- For BW and FA Freight Options, minimum quantities apply, please check with Sales Support for details.
- Extended Lead times apply to CAL TB133.
- This product meets the requirements set forth in ANSI/BIFMA X5.1-2011 and is warranted for users up to 325 lbs.
- Dimensions are dependant on options selected. Product can be configured to comply with BIFMA G1-2002 Guidelines.
- *P | Pressure Braking Casters - casters allow the chair to roll only when someone is sitting in the chair.
- **RP | Reverse Braking Casters - casters allow the chair to roll only when someone is not in the chair.
- ***Composite base will be substituted if these options are selected.

BASE PRICE \$456											
38050-NA											
Polypropylene Seat and Back	Grade 1/COM	Grade 2	Grade 3	Grade 4/COL	Grade 5	Grade 6	Grade 7	Grade 8	Leather 1	Leather 2	Leather 3
\$456	\$504	\$520	\$532	\$549	\$572	\$611	\$659	\$710	\$744	\$778	\$881

SERIES	38	Multitek	72HR	\$
BACK STYLE	0	Midback	•	-
CONTROL	50	Basic Tilt 3	•	-
ARM	NA	No Arm	•	-
	T3	Task 3 Arm		\$60
	T2	Task 2 Arm		\$105
FRAME FINISH	BK	Black	•	-
POLYPROPYLENE SEAT AND BACK	ON	Oynx	•	-
	SK	Smoke		-
	HZ	Haze		-
OPTIONS	H	Hard Surface Casters	•	\$28
	G	Glides***	•	\$28
	P	Pressure Braking Casters*	•	\$57
	RP	Reverse Pressure Braking Casters**	•	\$107
	CLP	CAL TB133 Black Polypropylene		\$80
	CLU	CAL TB133 Black Polypropylene Upholstered Seat		\$103
FREIGHT OPTIONS	KD	Knocked Down		-
	BW	Blanket Wrapped - Fully Assembled		\$40
	FA	Fully Assembled in Carton		\$60

TO ORDER SIMPLY FILL IN THE BLANKS

38	-	0	-	50	-		-		-		-	FA	-	
SERIES		BACK STYLE		CONTROL		ARM		FRAME FINISH		POLYPROPYLENE SEAT AND BACK		OPTIONS		FREIGHT OPTION
														FABRIC CODE
														Please refer to allseating.com for fabric codes.

For additional options separate with (-) hyphen.

INFO
AIR
CHAIRFORM
DOVE
ENTAIL
FLUID
FOSTER
HALSA
INERTIA
JIF
LEVO
M.O.
MULTI
PRESTO
RAINBOW
RAY
REQUISITE
THERAPOD
TUCK
TWIST
VIVA
YOU
ZIP



PRESTO® MIDBACK

DESIGN | ALLSEATING
GSA SIN | 711-18

BASE PRICE | \$412

52017-NA

Grade 1/COM	Grade 2	Grade 3	Grade 4/COL	Grade 5	Grade 6	Grade 7	Grade 8	Leather 1	Leather 2	Leather 3
\$412	\$449	\$477	\$517	\$571	\$661	\$773	\$892	\$971	\$1,051	\$1,291

FEATURES

- 3.5 or 5.5" cylinder (depending on options selected)
- Composite base
- Molded seat foam
- For arm features and travel specifications, see page 16
- Carpet casters

DIMENSIONS

- Overall: 37.5"- 41.25"H | 30.25"W | 23.25"D
- Seat: 15.75"- 19.5"H | 20"W | 20"D
- Back: 21"H | 18"W
- COM Full: 1.75 yds

NOTES

- Ships knocked down.
- For BW and FA Freight Options, minimum quantities apply, please check with Sales Support for details.
- All other features are dependant on the control specified. Please refer to Control Choice on page 8 for full description of available features.
- This product meets the requirements set forth in ANSI/BIFMA X5.1-2011 and is warranted for users up to 325 lbs.
- Dimensions are dependant on options selected. Product can be configured to comply with BIFMA G1-2002 Guidelines.
- All other features are dependant on the control specified. Please refer to Control Choice.
- *AWL | Option is not available with ATD, ATK or ATO arms.
- **P | Pressure Braking Casters - Casters allow the chair to roll only when someone is sitting in the chair.
- ***RP | Reverse Braking Casters - Casters allow the chair to roll only when someone is not in the chair.

SERIES	52	Presto	72HR	\$
BACK STYLE	0	Midback	•	-
CONTROL	17	Basic Posture (B)	•	-
	20	Swivel Tilt (T)	•	\$50
	30	Posture Back (P)	•	\$110
	40	Synchro-Tilt (ST)	•	\$110
	80	Deluxe Tilt J-Bar (DJ)	•	\$214
	90	Value Plus (VP)	•	\$244
ARM	NA	No Arm	•	-
	ATD	Adjustable T Arm Diamond Arm Cap*	•	\$63
	ATK	Adjustable T Arm Kidney Arm Cap*	•	\$63
	ATO	Adjustable T Arm Oval Arm Cap*	•	\$63
	4D	4 Dimensional Arm (Available with AWK or AWL)	•	\$125
	MF	Multi-Functional Arm (Width Adjustment incl. see page 16)	•	\$150
	TW	Twister Arm	•	\$174
OPTIONS	AWK	Adjustable Width Brackets (Knob)	•	\$29
	AWL	Adjustment Width Brackets (Lever)*	•	\$39
	H	Hard Surface Casters	•	\$28
	G	Glides	•	\$28
	LU	Lumbar	•	\$85
	P	Pressure Braking Casters**	•	\$57
	RP	Reverse Pressure Braking Casters***	•	\$107
	BU	Bumper Trim	•	\$28
	BN	Ballistic Nylon Back	•	\$45
	SS	Seat Slider: Basic Posture	•	N/A
	SS	Seat Slider: Swivel Tilt	•	N/A
	SS	Seat Slider: Posture Back	•	N/A
	SS	Seat Slider: Synchro-Tilt	•	\$79
	SS	Seat Slider: Deluxe Tilt J-Bar	•	\$79
	SS	Seat Slider: Value Plus	•	INCL
	LS	Low Seat Height (with Composite Base + Casters)	•	\$50
	CL	CAL TB133	•	\$90
FREIGHT OPTIONS	KD	Knocked Down		-
	BW	Blanket Wrapped - Fully Assembled		\$40
	FA	Fully Assembled in Carton		\$60

TO ORDER SIMPLY FILL IN THE BLANKS

52 -
 0 -
 -
 -
 -
 -

SERIES **BACK STYLE** **CONTROL** **ARM** **OPTIONS** **FREIGHT OPTION** **FABRIC CODE**
For additional options separate with (-) hyphen. Please refer to allseating.com for fabric codes.

INFO
AVR
CHROFORM
DOVE
ENTAIL
FLUID
FOSTER
HALSA
INERTIA
JIF
LEVO
M.O.
MULTI
PRESTO
RAINBOW
RAY
REQUISITE
THERAPOD
TUCK
TWIST
VIVA
YOU
ZIP

PRESTO® HIGHBACK

DESIGN | ALLSEATING
GSA SIN | 711-18



BASE PRICE \$488										
52117-NA										
Grade 1/COM	Grade 2	Grade 3	Grade 4/COL	Grade 5	Grade 6	Grade 7	Grade 8	Leather 1	Leather 2	Leather 3
\$488	\$530	\$562	\$608	\$670	\$772	\$900	\$1,036	\$1,127	\$1,218	\$1,492

FEATURES

- 3.5 or 5.5" cylinder (depending on options selected)
- Composite base
- Molded seat foam
- For arm features and travel specifications, see page 16
- Carpet casters

DIMENSIONS

- Overall: 41.5"- 45"H | 28.25"W | 21.75"D
- Seat: 15.5"- 18.75"H | 21.5"W | 19"D
- Back: 25.5"H | 18.5"W
- COM Full: 2 yds

NOTES

- Ships knocked down.
- For BW and FA Freight Options, minimum quantities apply, please check with Sales Support for details.
- All other features are dependant on the control specified. Please refer to Control Choice on page 8 for full description of available features.
- This product meets the requirements set forth in ANSI/BIFMA X5.1-2011 and is warranted for users up to 325 lbs.
- Dimensions are dependant on options selected. Product can be configured to comply with BIFMA G1-2002 Guidelines.
- All other features are dependant on the control specified. Please refer to Control Choice.
- *AWL | Option is not available with ATD, ATK or ATO arms.
- **P | Pressure Braking Casters - Casters allow the chair to roll only when someone is sitting in the chair.
- ***RP | Reverse Braking Casters - Casters allow the chair to roll only when someone is not in the chair.

SERIES	52	Presto	72HR	\$
BACK STYLE	1	Highback	•	-
CONTROL	17	Basic Posture (B)	•	-
	20	Swivel Tilt (T)	•	\$50
	30	Posture Back (P)	•	\$110
	40	Synchro-Tilt (ST)	•	\$110
	80	Deluxe Tilt J-Bar (DJ)	•	\$214
	90	Value Plus (VP)	•	\$244
ARM	NA	No Arm	•	-
	ATD	Adjustable T Arm Diamond Arm Cap*	•	\$63
	ATK	Adjustable T Arm Kidney Arm Cap*	•	\$63
	ATO	Adjustable T Arm Oval Arm Cap*	•	\$63
	4D	4 Dimensional Arm (Available with AWK or AWL)	•	\$125
	MF	Multi-Functional Arm (Width Adjustment incl. see page 16)	•	\$150
	TW	Twister Arm	•	\$174
OPTIONS	AWK	Adjustable Width Brackets (Knob)	•	\$29
	AWL	Adjustment Width Brackets (Lever)*	•	\$39
	H	Hard Surface Casters	•	\$28
	G	Glides	•	\$28
	LU	Lumbar	•	\$85
	P	Pressure Braking Casters**	•	\$57
	RP	Reverse Pressure Braking Casters***	•	\$107
	BU	Bumper Trim	•	\$28
	BN	Ballistic Nylon Back	•	\$45
	SS	Seat Slider: Basic Posture	•	N/A
	SS	Seat Slider: Swivel Tilt	•	N/A
	SS	Seat Slider: Posture Back	•	N/A
	SS	Seat Slider: Synchro-Tilt	•	\$79
	SS	Seat Slider: Deluxe Tilt J-Bar	•	\$79
	SS	Seat Slider: Value Plus	•	-
	LS	Low Seat Height (with Composite Base + Casters)	•	\$50
	CL	CAL TB133	•	\$90
FREIGHT OPTIONS	KD	Knocked Down		-
	BW	Blanket Wrapped - Fully Assembled		\$40
	FA	Fully Assembled in Carton		\$60

TO ORDER SIMPLY FILL IN THE BLANKS

52	-	1	-		-		-		-		
SERIES		BACK STYLE		CONTROL		ARM		OPTIONS		FREIGHT OPTION	FABRIC CODE
								For additional options separate with (-) hyphen.			Please refer to allseating.com for fabric codes.

INFO
AVR
CHIROFORM
DOVE
ENTAIL
FLUID
FOSTER
HALSA
INERTIA
JIF
LEVO
M.O.
MULTI
PRESTO
RAINBOW
RAY
REQUISITE
THERAPOD
TUCK
TWIST
VIVA
YOU
ZIP

PRESTO® 24:7 MIDBACK

DESIGN | ALLSEATING
GSA SIN | 711-18



BASE PRICE \$787										
52011-NA										
Grade 1/COM	Grade 2	Grade 3	Grade 4/COL	Grade 5	Grade 6	Grade 7	Grade 8	Leather 1	Leather 2	Leather 3
\$787	\$824	\$852	\$892	\$946	\$1,036	\$1,148	\$1,267	\$1,346	\$1,426	\$1,666

FEATURES

- 5.5" heavy duty cylinder
- Composite base
- Memory foam
- For arm features and travel specifications, see page 16
- Carpet casters

DIMENSIONS

- Overall: 39"- 44.5"H | 29"W | 29"D
- Seat: 16.5"- 22"H | 20"W | 18"D
- Back: 22.5"H | 16"W
- COM: 1.75 yds

NOTES

- Ships knocked down.
- For BW and FA Freight Options, minimum quantities apply, please check with Sales Support for details.
- All other features are dependant on the control specified. Please refer to Control Choice on page 8 for full description of available features.
- This product meets the requirements set forth in ANSI/BIFMA X5.1-2011 and is warranted for users up to 325 lbs.
- Dimensions are dependant on options selected. Product can be configured to comply with BIFMA G1-2002 Guidelines.
- *AWL | Option is not available with ATD, ATK or ATO arms.
- **P | Pressure Braking Casters - Casters allow the chair to roll only when someone is sitting in the chair.
- ***RP | Reverse Braking Casters - Casters allow the chair to roll only when someone is not in the chair.

SERIES	52	Presto 24:7	72HR	\$
BACK STYLE	0	Midback	•	-
CONTROL	11	Deluxe Tilter Heavy Duty (DJ/DH)	•	-
ARM	NA	No Arm	•	-
	ATD	Adjustable T Arm Diamond Arm Cap*	•	\$63
	ATK	Adjustable T Arm Kidney Arm Cap*	•	\$63
	ATO	Adjustable T Arm Oval Arm Cap*	•	\$63
	4D	4 Dimensional Arm (Available with AWK or AWL)	•	\$125
	MF	Multi-Functional Arm (Width Adjustment incl. see page 16)	•	\$150
	TW	Twister Arm	•	\$174
OPTIONS	AWK	Adjustable Width Brackets (Knob)	•	\$29
	AWL	Adjustment Width Brackets (Lever)	•	\$39
	H	Hard Surface Casters	•	\$28
	G	Glides	•	\$28
	LU	Lumbar	•	\$85
	P	Pressure Braking Casters**	•	\$57
	RP	Reverse Pressure Braking Casters***	•	\$107
	BU	Bumper Trim	•	\$28
	BN	Ballistic Nylon Back	•	-
	SS	Seat Slider	•	\$79
	CL	CAL TB133	•	\$90
FREIGHT OPTIONS	KD	Knocked Down		-
	BW	Blanket Wrapped - Fully Assembled		\$40
	FA	Fully Assembled in Carton		\$60

TO ORDER SIMPLY FILL IN THE BLANKS

52	0	11				
SERIES	BACK STYLE	CONTROL	ARM	OPTIONS For additional options separate with (-) hyphen.	FREIGHT OPTION	FABRIC CODE Please refer to allseating.com for fabric codes.

INFO
AVR
CHIROFORM
DOVE
ENTAIL
FLUID
FOSTER
HALSA
INERTIA
JIF
LEVO
M.O.
MULTI
PRESTO
RAINBOW
RAY
REQUISITE
THERAPOD
TUCK
TWIST
VIVA
YOU
ZIP

PRESTO® PETITE

DESIGN | ALLSEATING
GSA SIN | 711-18



BASE PRICE \$398										
52217-NA										
Grade 1/COM	Grade 2	Grade 3	Grade 4/COL	Grade 5	Grade 6	Grade 7	Grade 8	Leather 1	Leather 2	Leather 3
\$398	\$430	\$454	\$488	\$535	\$611	\$707	\$809	\$877	\$946	\$1,151

FEATURES

- 3.5" cylinder
- Composite base
- Molded seat foam
- For arm features and travel specifications, see page 16
- Carpet casters

DIMENSIONS

- Overall: 33.25"- 40"H | 25.5"W | 21.5"D
- Seat: 16.5"- 19.75"H | 18"W | 18"D
- Back: 18.5"H | 16"W
- COM Full: 1.75 yds

NOTES

- Ships knocked down.
- For BW and FA Freight Options, minimum quantities apply, please check with Sales Support for details.
- All other features are dependant on the control specified. Please refer to Control Choice on page 8 for full description of available features.
- This product meets the requirements set forth in ANSI/BIFMA X5.1-2011.
- Dimensions are dependant on options selected. Product can be configured to comply with BIFMA G1-2002 Guidelines.
- *AWL | Option is not available with ATD, ATK or ATO arms.
- **P | Pressure Braking Casters - Casters allow the chair to roll only when someone is sitting in the chair.
- ***RP | Reverse Braking Casters - Casters allow the chair to roll only when someone is not in the chair.

SERIES	52	Presto	72HR	\$
BACK STYLE	2	Petite	•	-
CONTROL	17	Basic Posture (B)	•	-
	20	Swivel Tilt (T)	•	\$50
	30	Posture Back (P)	•	\$110
	40	Synchro-Tilt (ST)	•	\$110
	80	Deluxe Tilt J-Bar (DJ)	•	\$214
ARM	NA	No Arm	•	-
	ATD	Adjustable T Arm Diamond Arm Cap*	•	\$63
	ATK	Adjustable T Arm Kidney Arm Cap*	•	\$63
	ATO	Adjustable T Arm Oval Arm Cap*	•	\$63
	TW	Twister Arm	•	\$174
OPTIONS	H	Hard Surface Casters	•	\$28
	G	Glides	•	\$28
	LU	Lumbar	•	\$85
	P	Pressure Braking Casters**	•	\$57
	RP	Reverse Pressure Braking Casters***	•	\$107
	BU	Bumper Trim	•	\$28
	BN	Ballistic Nylon Back	•	\$45
	SS	Seat Slider: Basic Posture	•	N/A
	SS	Seat Slider: Swivel Tilt	•	N/A
	SS	Seat Slider: Posture Back	•	N/A
	SS	Seat Slider: Synchro-Tilt	•	\$79
	SS	Seat Slider: Deluxe Tilt J-Bar	•	\$79
	LS	Low Seat Height (with Composite Base + Casters)	•	\$50
	CL	CAL TB133		\$90
FREIGHT OPTIONS	KD	Knocked Down		-
	BW	Blanket Wrapped - Fully Assembled		\$40
	FA	Fully Assembled in Carton		\$60

TO ORDER SIMPLY FILL IN THE BLANKS

52	-	2	-		-		-		-		-	
SERIES		BACK STYLE		CONTROL		ARM		OPTIONS		FREIGHT OPTION		FABRIC CODE
								For additional options separate with (-) hyphen.				Please refer to allseating.com for fabric codes.



PRESTO® STOOL

DESIGN | ALLSEATING
GSA SIN | 711-18

BASE PRICE | \$533
52917-NA

Grade 1/COM	Grade 2	Grade 3	Grade 4/COL	Grade 5	Grade 6	Grade 7	Grade 8	Leather 1	Leather 2	Leather 3
\$533	\$570	\$598	\$638	\$692	\$782	\$894	\$1,013	\$1,092	\$1,172	\$1,412

FEATURES

- 8" cylinder
- Composite base
- Molded seat foam
- For arm features and travel specifications, see page 16
- Carpet casters

DIMENSIONS

- Overall: 40.5"- 48"H | 25.5"W | 21.5"D
- Seat: 20.5"- 28"H | 20"W | 20"D
- Back: 21"H | 18"W
- COM Full: 1.75 yds
- Presto Stool with 10" Stool Package: Seat 22"- 32"H.

NOTES

- Ships knocked down.
- For BW and FA Freight Options, minimum quantities apply, please check with Sales Support for details.
- All other features are dependant on the control specified. Please refer to Control Choice on page 8 for full description of available features.
- This product meets the requirements set forth in ANSI/ BIFMA X5.1-2011 and is warranted for users up to 325 lbs.
- Dimensions are dependant on options selected. Product can be configured to comply with BIFMA G1-2002 Guidelines.
- *AWL | Option is not available with ATD, ATK or ATO arms.
- **P | Pressure Braking Casters - Casters allow the chair to roll only when someone is sitting in the chair.
- ***RP | Reverse Braking Casters - Casters allow the chair to roll only when someone is not in the chair.


SERIES	52	Presto	72HR	\$
BACK STYLE	9	Stool	•	-
CONTROL	17	Basic Posture (B)	•	-
	30	Posture Back (P)	•	\$115
ARM	NA	No Arm	•	-
	ATD	Adjustable T Arm Diamond Arm Cap*	•	\$63
	ATK	Adjustable T Arm Kidney Arm Cap*	•	\$63
	ATO	Adjustable T Arm Oval Arm Cap*	•	\$63
	4D	4 Dimensional Arm (Available with AWK or AWL)	•	\$125
OPTIONS	AWK	Adjustable Width Brackets (Knob)	•	\$29
	AWL	Adjustment Width Brackets (Lever)	•	\$39
	H	Hard Surface Casters	•	\$28
	G	Glides	•	\$28
	LU	Lumbar	•	\$85
	P	Pressure Braking Casters**	•	\$57
	RP	Reverse Pressure Braking Casters***	•	\$107
	BU	Bumper Trim	•	\$28
	BN	Ballistic Nylon Back	•	\$45
	10	10" Stool Package (N/A with (P) Control)	•	\$34
	CL	CAL TB133		\$90
FREIGHT OPTIONS	KD	Knocked Down		-
	BW	Blanket Wrapped - Fully Assembled		\$40
	FA	Fully Assembled in Carton		\$60

TO ORDER SIMPLY FILL IN THE BLANKS

52	9					
SERIES	BACK STYLE	CONTROL	ARM	OPTIONS For additional options separate with (-) hyphen.	FREIGHT OPTION	FABRIC CODE Please refer to allseating.com for fabric codes.

RAINBOW™ SQUARE BACK

DESIGN | ALLSEATING
GSA SIN | 711-19



FEATURES

- Double curve and open back
- 4 leg features a wall saver design unless ordered with casters
- Black non-marring glides
- Stacks 4 on the floor
- Stacks 7 on Dolly-7
- Stacks 14 on Dolly-14

4-LEG DIMENSIONS

- Overall NA: 34"H | 20.5"W | 25"D
- Overall WA: 34"H | 23.5"W | 25"D
- Seat: 17.5"H | 18"W | 17.5"D
- Back: 16.5"H | 18.5"W

SLED DIMENSIONS

- Overall NA: 34"H | 23"W | 26"D
- Overall WA: 34"H | 23.5"W | 26"D

- Rainbow Dolly-7: 41"H | 21"W | 47"D
- Rainbow Dolly-14: 36"H | 21"W | 80"D
- COM: 1.25 yds.

NOTES

- For orders of less than 2, a cartoning surcharge of \$22 net will be incurred per order. WTR & WTL excluded.
- Sled frames cannot be used with Dolly.
- Sled base with arm is non-stackable.
- This product meets the requirements set forth in ANSI/BIFMA X5.1-2011 and is warranted for users up to 325 lbs.
- Dimensions are dependant on options selected. Product can be configured to comply with BIFMA G1-2002 Guidelines.
- *Adjustable swivel glides ship un-installed.

BASE PRICE \$316										
33654-NA										
Grade 1/COM	Grade 2	Grade 3	Grade 4/COL	Grade 5	Grade 6	Grade 7	Grade 8	Leather 1	Leather 2	Leather 3
\$316	\$342	\$362	\$391	\$430	\$494	\$574	\$659	\$715	\$772	\$944

SERIES	33	Rainbow	72HR	\$
BACK STYLE	6	Square Back	•	-
LEG	54	4 Leg Stackable	•	-
	50	Stackable Sled Base (NA Only)	•	\$50
	55	Non-Stackable Sled Base (WA Only)	•	\$50
ARM	NA	No Arm	•	-
	WA	With Arm (Mandatory with Sled Base 55)	•	\$32
FRAME FINISH	EB	Epoxy Black	•	-
	SIL	Silver		-
	CM	Chrome (CA and TC Options not available)		\$80
ARM FINISH	BK	Black	•	-
OPTIONS	AG	Adjustable Swivel Glide* (N/A with Sled Base)	•	\$17
	CR	Chrome Rocker (N/A with Sled Base)	•	\$25
	CA	Casters (N/A with Sled Base)	•	\$45
	TC	Tile Casters (N/A with Sled Base)	•	\$53
	1	1" Extra Seat Foam	•	\$28
	GB	Ganging Brackets (set of 2)	•	\$36
	BN	Ballistic Nylon Back	•	\$39
	CL	CAL TB133		\$90
FREIGHT OPTIONS	FA	Fully Assembled		-

Dolly-7	Please ensure Dolly has separate model/line item with quantities specified	\$439
Dolly-14		\$540


TO ORDER SIMPLY FILL IN THE BLANKS

33	-	6	-		-		-		-	BK	-		-	FA	-	
SERIES		BACK STYLE		LEG		ARM		FRAME FINISH		ARM FINISH		OPTIONS		FREIGHT OPTION		FABRIC CODE
												For additional options separate with (-) hyphen.				Please refer to allseating.com for fabric codes.

INFO
AVR
CHIROFORM
DOVE
ENTAIL
FLUID
FOSTER
HALSA
INERTIA
JIF
LEVO
M.O.
MULTI
PRESTO
RAINBOW
RAY
REQUISITE
THERAPOD
TUCK
TWIST
VIVA
YOU
ZIP

RAINBOW™ ROUND BACK

DESIGN | ALLSEATING
GSA SIN | 711-19



FEATURES

- Double curve and open back
- 4 leg features a wall saver design unless ordered with casters
- Black non-marring glides
- Stacks 4 on the floor
- Stacks 7 on Dolly-7
- Stacks 14 on Dolly-14

4-LEG DIMENSIONS

- Overall NA: 34"H | 20.5"W | 25"D
- Overall WA: 34"H | 23.5"W | 25"D
- Seat: 17.5"H | 18"W | 17.5"D
- Back: 16.5"H | 18.5"W

SLED DIMENSIONS

- Overall NA: 34"H | 23"W | 26"D
- Overall WA: 34"H | 23.5"W | 26"D

- Rainbow Dolly-7: 41"H | 21"W | 47"D
- Rainbow Dolly-14: 36"H | 21"W | 80"D
- COM Full: 1.25 yds.

NOTES

- For orders of less than 2, a cartoning surcharge of \$22 net will be incurred per order. WTR & WTL excluded.
- Sled frames cannot be used with Dolly.
- Sled base with arm is non-stackable.
- This product meets the requirements set forth in ANSI/BIFMA X5.1-2011 and is warranted for users up to 325 lbs.
- Dimensions are dependant on options selected. Product can be configured to comply with BIFMA G1-2002 Guidelines.
- *Adjustable swivel glides ship un-installed.

BASE PRICE \$316										
33554-NA										
Grade 1/COM	Grade 2	Grade 3	Grade 4/COL	Grade 5	Grade 6	Grade 7	Grade 8	Leather 1	Leather 2	Leather 3
\$316	\$342	\$362	\$391	\$430	\$494	\$574	\$659	\$715	\$772	\$944

SERIES	33	Rainbow	72HR	\$
BACK STYLE	5	Round Back	•	-
LEG	54	4 Leg Stackable	•	-
	50	Stackable Sled Base (NA Only)	•	\$50
	55	Non-Stackable Sled Base (WA Only)	•	\$50
ARM	NA	No Arm	•	-
	WA	With Arm (Mandatory with Sled Base 55)	•	\$32
FRAME FINISH	EB	Epoxy Black	•	-
	SIL	Silver		-
	CM	Chrome (CA and TC Options not available)		\$80
ARM FINISH	BK	Black	•	-
OPTIONS	AG	Adjustable Swivel Glide* (N/A with Sled Base)	•	\$17
	CR	Chrome Rocker (N/A with Sled Base)	•	\$25
	CA	Casters (N/A with Sled Base)	•	\$45
	TC	Tile Casters (N/A with Sled Base)	•	\$53
	1	1" Extra Seat Foam	•	\$28
	GB	Ganging Brackets (set of 2)	•	\$36
	BN	Ballistic Nylon Back	•	\$39
	CL	CAL TB133		\$90
FREIGHT OPTIONS	FA	Fully Assembled		-

	Dolly-7	Please ensure Dolly has separate model/line item with quantities specified	\$439
	Dolly-14		\$540


TO ORDER SIMPLY FILL IN THE BLANKS

33	-	5	-		-		-	BK	-		-	FA	-		
SERIES		BACK STYLE		LEG		ARM		FRAME FINISH		ARM FINISH		OPTIONS		FREIGHT OPTION	FABRIC CODE
												For additional options separate with (-) hyphen.			Please refer to allseating.com for fabric codes.

INFO
A/R
CHIROFORM
DOVE
ENTAIL
FLUID
FOSTER
HALSA
INERTIA
JIF
LEVO
M.O.
MULTI
PRESTO
RAINBOW
RAY
REQUISITE
THERAPOD
TUCK
TWIST
VIVA
YOU
ZIP

RAINBOW™ JUNIOR AND BIG

DESIGN | ALLSEATING
GSA SIN | 711-19



FEATURES

- Double curve and open back
- 4 Leg features a wall saver design
- Black non-marring glides
- Black frame

JUNIOR DIMENSIONS

- Overall: 26"H | 15"W | 15"D
- Seat: 14"H | 15"W | 13.75"D
- Back: 12"H | 14"W
- COM: 0.60 yd.

BIG DIMENSIONS

- Overall NA: 34"H | 24"W, 26"D
- Overall WA: 34"H | 26.75"W | 26"D
- Seat: 20"H | 22"W | 21.5"D
- Back: 14"H | 22"W
- COM: 1.5 yds.

NOTES

- For orders of less than 2, a cartoning surcharge of \$22 net will be incurred per order. WTR & WTL excluded.
- Rainbow Big suitable for up to 400lbs.
- Stacks 4 on the Floor.
- This product meets the requirements set forth in ANSI/BIFMA X5.1-2011.
- Dimensions are dependant on options selected. Product can be configured to comply with BIFMA G1-2002 Guidelines.
- *Adjustable Swivel Glides ship un-installed.

BASE PRICE \$248											
33854-NA											
Code	Grade 1/ COM	Grade 2	Grade 3	Grade 4/ COL	Grade 5	Grade 6	Grade 7	Grade 8	Leather 1	Leather 2	Leather 3
33854	\$248	\$261	\$270	\$284	\$303	\$333	\$372	\$412	\$440	\$467	\$549
33754	\$508	\$540	\$564	\$598	\$645	\$721	\$817	\$919	\$987	\$1,056	\$1,261

SERIES	33	Rainbow		\$
BACK STYLE	8	Junior		-
	7	Big		-
LEG	54	4 Leg Stackable		-
ARM	NA	No Arm		-
	WA	With Arm (Big only)		\$32
FRAME FINISH	BK	Black		-
	SIL	Silver		-
OPTIONS	AG	Adjustable Swivel Glide* (N/A with Big)		\$17
	CR	Chrome Rocker (N/A with Big)		\$25
	BN	Ballistic Nylon Back (Junior)		\$34
	BN	Ballistic Nylon Back (Big)		\$39
	CL	CAL TB133 (Junior)		\$90
	CL	CAL TB133 (Big)		\$112
FREIGHT OPTIONS	FA	Fully Assembled in Carton		-

TO ORDER SIMPLY FILL IN THE BLANKS

33 - - 54 - - - - FA -


SERIES **BACK STYLE** **LEG** **ARM** **FRAME FINISH** **OPTIONS** **FREIGHT OPTION** **FABRIC CODE**

For additional options separate with (-) hyphen. Please refer to allseating.com for fabric codes.

INFO
AVR
CHIROFORM
DOVE
ENTAIL
FLUID
FOSTER
HALSA
INERTIA
JIF
LEVO
M.O.
MULTI
PRESTO
RAINBOW
RAY
REQUISITE
THERAPOD
TUCK
TWIST
VIVA
YOU
ZIP

RAINBOW™ WIDE

DESIGN | ALLSEATING
GSA SIN | 711-19



FEATURES

- Double curve and open back
- 4 Leg features a wall saver design
- Black non-marring glides
- Black frame

BASE PRICE \$590										
33954-WA										
Grade 1/COM	Grade 2	Grade 3	Grade 4/COL	Grade 5	Grade 6	Grade 7	Grade 8	Leather 1	Leather 2	Leather 3
\$590	\$622	\$646	\$680	\$727	\$803	\$899	\$1,001	\$1,069	\$1,138	\$1,343

SERIES	33	Rainbow		\$
BACK STYLE	9	Wide		-
LEG	54	4 Leg Stackable		-
ARM	WA	With Arm		-
FRAME FINISH	BK	Black		-
	SIL	Silver		-
OPTIONS	AG	Adjustable Swivel Glide* (N/A with Big)		\$17
	BN	Ballistic Nylon Back (Big)		\$39
	CL	CAL TB133 (Big)		\$112
FREIGHT OPTIONS	FA	Fully Assembled in Carton		-

DIMENSIONS

- Overall NA: 34"H | 24"W, 26"D
- Overall WA: 34"H | 26.75"W | 26"D
- Seat: 20"H | 22"W | 21.5"D
- Back: 14"H | 22"W
- COM: 1.5 yds.

NOTES

- For orders of less than 2, a cartoning surcharge of \$22 net will be incurred per order. WTR & WTL excluded.
- Rainbow Wide is suitable for up to 500lbs.
- Does not stack
- This product meets the requirements set forth in ANSI/BIFMA X5.1-2011.
- Dimensions are dependant on options selected. Product can be configured to comply with BIFMA G1-2002 Guidelines.
- *Adjustable Swivel Glides ship un-installed.

TO ORDER SIMPLY FILL IN THE BLANKS

33	-	9	-	54	-	WA	-		-	BK	-		-	FA	-	
SERIES		BACK STYLE		LEG		ARM		FRAME FINISH		ARM FINISH		OPTIONS		FREIGHT OPTION		FABRIC CODE
												For additional options separate with (-) hyphen.				Please refer to allseating.com for fabric codes.



INFO
AVR
CHAIRFORM
DOVE
ENTAIL
FLUID
FOSTER
HALSA
INERTIA
JIF
LEVO
M.O.
MULTI
PRESTO
RAINBOW
RAY
REQUISITE
THERAPOD
TUCK
TWIST
VIVA
YOU
ZIP



RAY[®] CONFERENCE

DESIGN | FIG 40
GSA SIN | 711-18

BASE PRICE \$972											
18022-CA											
Code	Grade 1/ COM	Grade 2	Grade 3	Grade 4/ COL	Grade 5	Grade 6	Grade 7	Grade 8	Leather 1	Leather 2	Leather 3
18022	\$972	\$1,004	\$1,028	\$1,062	\$1,109	\$1,185	\$1,281	\$1,383	\$1,451	\$1,520	\$1,725
18122	\$1,152	\$1,189	\$1,217	\$1,257	\$1,311	\$1,401	\$1,513	\$1,632	\$1,711	\$1,791	\$2,031

FEATURES

- 3.5" cylinder
- Poly-back shell
- Molded seat and back foam
- Aluminum base
- Aluminum conference arms
- Black polyurethane armcaps
- Carpet casters

DIMENSIONS

- Overall Midback: 42"H | 28"W | 28"D
- Seat: 17"- 20.5"H | 19"W | 19.29"D
- Back: 21.5"H | 18.5"W
- COM: 1.5 yds.
- Overall Highback: 48.5"H | 28"W | 24"D
- Back: 28"H | 18.5"W
- COM Full: 2 yds.

SERIES	18	Ray	72HR	\$
BACK STYLE	0	Midback		VAR
	1	Highback		VAR
CONTROL	22	React (R)		-
	25	Knee Tilt (KT2)		-
ARM	CA	Conference Arm		INCL
OPTIONS	LH	65mm (2.5") Hard Surface Casters		\$30
	OHC	OH Carpet Casters		\$60
	OHH	OH Hard Surface Casters		\$90
	CL	CAL TB133		\$141
FREIGHT OPTIONS	KD	Knocked Down		-
	BW	Blanket Wrapped - Fully Assembled		\$40
	FA	Fully Assembled in Carton		\$60

NOTES

- Ships knocked down.
- For BW and FA Freight Options, minimum quantities apply, please check with Sales Support for details.
- All other features are dependant on the control specified. Please refer to Control Choice on page 8 for full description of available features.
- This product meets the requirements set forth in ANSI/BIFMA X5.1-2011 and is warranted for users up to 325 lbs.
- Dimensions are dependant on options selected. Product can be configured to comply with BIFMA G1-2002 Guidelines.

TO ORDER SIMPLY FILL IN THE BLANKS

18	-		-		-	CA	-		-		-	
SERIES		BACK STYLE		CONTROL		ARM		OPTIONS For additional options separate with (-) hyphen.		FREIGHT OPTION		FABRIC CODE Please refer to allseating.com for fabric codes.

INFO
A/R
CHAIRFORM
DOVE
ENTAIL
FLUID
FOSTER
HALSA
INERTIA
JIF
LEVO
M.O.
MULTI
PRESTO
RAINBOW
RAY
REQUISITE
THERAPOD
TUCK
TWIST
VIVA
YOU
ZIP



RAY® TASK

DESIGN | FIG 40
GSA SIN | 711-18

FEATURES

- 3.5" cylinder
- Poly-Back Shell
- Molded seat and back foam
- Black nylon base
- WA arms adjustable 3" in height (width adjustment optional)
- Carpet casters

DIMENSIONS

- Overall Midback: 42"H | 28"W | 28"D
- Seat: 17"- 20.5"H | 19"W | 19.29"D
- Back: 21.25"H | 18.5"W
- COM: 1.5 yds.
- Overall Highback: 48.5"H | 28"W | 28"D
- Back: 28"H | 18.5"W
- COM: 2 yds.

NOTES

- Ships knocked down.
- For BW and FA Freight Options, minimum quantities apply, please check with Sales Support for details.
- All other features are dependant on the control specified. Please refer to Control Choice on page 8 for full description of available features.
- This product meets the requirements set forth in ANSI/BIFMA X5.1-2011 and is warranted for users up to 325 lbs.
- Dimensions are dependant on options selected. Product can be configured to comply with BIFMA G1-2002 Guidelines.

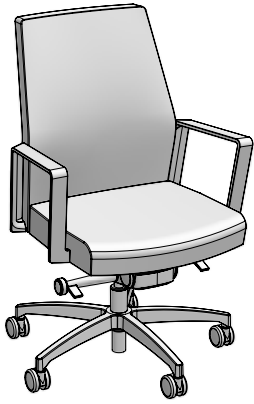
BASE PRICE \$844											
18025-NA											
Code	Grade 1/COM	Grade 2	Grade 3	Grade 4/COL	Grade 5	Grade 6	Grade 7	Grade 8	Leather 1	Leather 2	Leather 3
18025	\$844	\$876	\$900	\$934	\$981	\$1,057	\$1,153	\$1,255	\$1,323	\$1,392	\$1,597
18125	\$1,021	\$1,058	\$1,086	\$1,126	\$1,180	\$1,270	\$1,382	\$1,501	\$1,580	\$1,660	\$1,900

SERIES	18	Ray	72HR	\$
BACK STYLE	0	Midback		VAR
	1	Highback		VAR
CONTROL	25	Knee Tilt (KT2)		-
ARM	NA	No Arm		-
	WA	With Arm		\$60
OPTIONS	AWK	Adjustable Width Brackets (Knob)		\$29
	AB	Aluminum Base with 65mm (2.5") Casters		\$60
	H	Hard Surface Casters (Not available with AB)		\$28
	LH	65mm (2.5") Hard Surface Casters		\$30
	OHC	OH Carpet Casters		\$60
	OHH	OH Hard Surface Casters		\$90
	CL	CAL TB133		\$141
FREIGHT OPTIONS	KD	Knocked Down		-
	BW	Blanket Wrapped - Fully Assembled		\$40
	FA	Fully Assembled in Carton		\$60

TO ORDER SIMPLY FILL IN THE BLANKS

18	-		-	25	-		-		-		-	
SERIES		BACK STYLE		CONTROL		ARM		OPTIONS		FREIGHT OPTION		FABRIC CODE
								For additional options separate with (-) hyphen.				Please refer to allseating.com for fabric codes.

INFO
AVR
CHIROFORM
DOVE
ENTAIL
FLUID
FOSTER
HALSA
INERTIA
JIF
LEVO
M.O.
MULTI
PRESTO
RAINBOW
RAY
REQUISITE
THERAPOD
TUCK
TWIST
VIVA
YOU
ZIP



REQUISITE® MIDBACK

DESIGN | TODD YETMAN
GSA SIN | 711-18

BASE PRICE | \$930 21035-BCA/SCA

Arm	Grade 1/ COM	Grade 2	Grade 3	Grade 4/ COL	Grade 5	Grade 6	Grade 7	Grade 8	Leather 1	Leather 2	Leather 3
B/SCA	\$930	\$967	\$995	\$1,035	\$1,089	\$1,179	\$1,291	\$1,410	\$1,489	\$1,569	\$1,809
UPH	\$1,050	\$1,108	\$1,152	\$1,215	\$1,300	\$1,441	\$1,617	\$1,804	\$1,929	\$2,054	\$2,431

FEATURES

- 4" cylinder
- Side tension control
- Black nylon base standard
- Molded seat and foam back
- Standard carpet casters

DIMENSIONS

- Overall: 39.75"H | 25.75"W | 23"D
- Seat: 16.5"- 21.25"H | 20"W | 18.5"D
- Back: 25"H | 19.5"W
- COM Full: 1.75 yds.
- COM Upholstered Arms: 1 yd.

NOTES


- Ships knocked down.
- For BW and FA Freight Options, minimum quantities apply, please check with Sales Support for details.
- 7-Arms comes standard with 32 Synchro Tilt mechanism
- All other features are dependant on the control specified. Please refer to Control Choice on page 8 for full description of available features.
- This product meets the requirements set forth in ANSI/BIFMA X5.1-2011 and is warranted for users up to 325 lbs.
- Dimensions are dependant on options selected. Product can be configured to comply with BIFMA G1-2002 Guidelines.
- RC Specifications: Arm Height is 27.5"H from floor; Seat Height 19"H.
- LS Specifications: Seat: 16.25"- 20.25"H.
- Fabrics, Leathers, and Vinyl upholstery will have matching arm wraps.
- * Synchro tilt available only with 7-Arm
- ** Smoke base to match when specified.
- ***LH, OHC, OHH not available when LS is specified

SERIES	21	Requisite	72HR	\$
BACK STYLE	0	Midback	•	-
CONTROL	35	Knee Tilt (KT3)	•	-
	32	Synchro Tilt* (TS70)	•	-
ARM	BCA	Black Nylon Loop Arms w/wrap	•	VAR
	SCA	Smoke Nylon Loop Arms w/wrap **	•	VAR
	7AB	Black 7-Arm	•	\$90
	7AS	Smoke 7-Arm**	•	\$90
	ACA	Aluminum Loop Arms w/wrap	•	\$90
	UPH	Upholstered Arms	•	VAR
OPTIONS	AB	Aluminum Base	•	\$60
	RC	Auto Return Cylinder (Fixed Height)	•	\$79
	SS	Seat Slider (Available only with 7-Arm)	•	\$79
	LS	Low Seat Height	•	\$50
	LH	65mm (2.5") Hard Surface Casters***	•	\$30
	OHC	OH Carpet Casters***	•	\$60
	OHH	OH Hard Surface Casters***	•	\$90
	FS	Full Upholstered Seat (19"W 18.5"D)	•	-
	FREIGHT OPTIONS	KD	Knocked Down	
BW		Blanket Wrapped - Fully Assembled		\$40
FA		Fully Assembled in Carton		\$60

TO ORDER SIMPLY FILL IN THE BLANKS

21	-	0	-	[]	-	[]	-	[]	-	[]	-	[]
SERIES		BACK STYLE		CONTROL		ARM		OPTIONS		FREIGHT OPTION		FABRIC CODE
								For additional options separate with (-) hyphen.				Please refer to allseating.com for fabric codes.

INFO
AVR
CHIROFORM
DOVE
ENTAIL
FLUID
FOSTER
HALSA
INERTIA
JIF
LEVO
M.O.
MULTI
PRESTO
RAINBOW
RAY
REQUISITE
THERAPOD
TUCK
TWIST
VIVA
YOU
ZIP



REQUISITE® HIGHBACK

DESIGN | TODD YETMAN
GSA SIN | 711-18

BASE PRICE | \$1,101 21135-BCA/SCA

Arm	Grade 1/ COM	Grade 2	Grade 3	Grade 4/ COL	Grade 5	Grade 6	Grade 7	Grade 8	Leather 1	Leather 2	Leather 3
BCA/SCA	\$1,101	\$1,143	\$1,175	\$1,221	\$1,283	\$1,385	\$1,513	\$1,649	\$1,740	\$1,831	\$2,105
UPH	\$1,221	\$1,284	\$1,332	\$1,401	\$1,494	\$1,647	\$1,839	\$2,043	\$2,180	\$2,316	\$2,727

FEATURES

- 4" cylinder
- Side tension control
- Black nylon base standard
- Molded seat and foam back
- Standard carpet casters

DIMENSIONS

- Overall: 46"H | 25.75"W | 23"D
- Seat: 16.5"- 21.25"H | 20"W | 18.5"D
- Back: 31.5"H | 19.5"W
- COM Full: 2 yds.
- COM Upholstered Arms: 1 yd

NOTES

- Ships knocked down.
- For BW and FA Freight Options, minimum quantities apply, please check with Sales Support for details.
- 7-Arms comes standard with 32 Synchro Tilt mechanism
- All other features are dependant on the control specified. Please refer to Control Choice on page 8 for full description of available features.
- This product meets the requirements set forth in ANSI/BIFMA X5.1-2011 and is warranted for users up to 325 lbs.
- Dimensions are dependant on options selected. Product can be configured to comply with BIFMA G1-2002 Guidelines.
- RC Specifications: Arm Height is 27.5"H from floor; Seat Height 19"H.
- LS Specifications: Seat: 16.25"- 20.25"H.
- Fabrics, Leathers, and Vinyl upholstery will have matching arm wraps.
- * Synchro tilt available only with 7-Arm
- ** Smoke base to match when specified.
- ***LH, OHC, OHH not available when LS is specified.

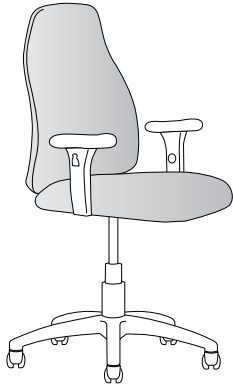
SERIES	21	Requisite	72HR	\$
BACK STYLE	1	Highback	•	-
CONTROL	35	Knee Tilt (KT3)	•	-
	32	Synchro Tilt* (TS70)	•	-
ARM	BCA	Black Nylon Loop Arms w/wrap	•	-
	SCA	Smoke Nylon Loop Arms w/wrap **	•	-
	7AB	Black 7-Arm	•	\$90
	7AS	Smoke 7-Arm**	•	\$90
	ACA	Aluminum Loop Arms w/wrap	•	\$90
	UPH	Upholstered Arms	•	VAR
OPTIONS	AB	Aluminum Base	•	\$60
	RC	Auto Return Cylinder (Fixed Height)	•	\$79
	SS	Seat Slider (Available only with 7-Arm)	•	\$79
	LS	Low Seat Height	•	\$50
	LH	65mm (2.5") Hard Surface Casters***	•	\$30
	OHC	OH Carpet Casters***	•	\$60
	OHH	OH Hard Surface Casters***	•	\$90
	FS	Full Upholstered Seat (19"W 18.5"D)	•	-
	FREIGHT OPTIONS	KD	Knocked Down	
BW		Blanket Wrapped - Fully Assembled		\$40
FA		Fully Assembled in Carton		\$60

TO ORDER SIMPLY FILL IN THE BLANKS

21 -
 1 -
 -
 -
 -
 -

SERIES **BACK STYLE** **CONTROL** **ARM** **OPTIONS** **FREIGHT OPTION** **FABRIC CODE**
For additional options separate with (-) hyphen. Please refer to allseating.com for fabric codes.

INFO
AVR
CHIROFORM
DOVE
ENTAIL
FLUID
FOSTER
HALSA
INERTIA
JIF
LEVO
M.O.
MULTI
PRESTO
RAINBOW
RAY
REQUISITE
THERAPOD
TUCK
TWIST
VIVA
YOU
ZIP



THERAPOD® BASIC HIGHBACK

DESIGN | ALLSEATING
GSA SIN | 711-18

BASE PRICE | \$693

55130-NA

Grade 1/COM	Grade 2	Grade 3	Grade 4/COL	Grade 5	Grade 6	Grade 7	Grade 8	Leather 1	Leather 2	Leather 3
\$693	\$725	\$749	\$783	\$830	\$906	\$1,002	\$1,104	\$1,172	\$1,241	\$1,446

FEATURES

- 3.5" or 5.5" cylinder (depending on options selected)
- Composite base
- For arm features and travel specifications, see page 16
- Carpet casters

DIMENSIONS

- Overall: 40.5"- 44"H | 28"W | 28"D
- Seat: 16.5"- 20"H | 20"W | 18"D
- Back: 24"H | 17"W
- COM: 1.75 yds.

NOTES

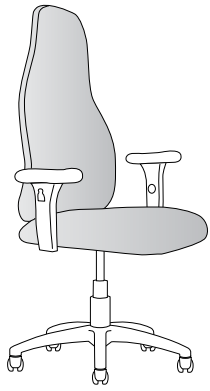
- Ships knocked down.
- All other features are dependant on the control specified. Please refer to Control Choice on page 8 for full description of available features.
- This product meets the requirements set forth in ANSI/BIFMA X5.1-2011 and is warranted for users up to 325 lbs.
- Dimensions are dependant on options selected. Product can be configured to comply with BIFMA G1-2002 Guidelines.
- *AWL | Not available with 4D, ATD, ATK, ATO.
- **P | Pressure Braking Casters - Casters allow the chair to roll only when someone is sitting in the chair.
- ***RP | Reverse Braking Casters - Casters allow the chair to roll only when someone is not in the chair.
- ****SS | Seat slider not available with Posture Back control; Seat slider is included with Value Plus control.
- For BW and FA Freight Options, minimum quantities apply, please check with Sales Support for details.

SERIES	55	Therapod Basic	72HR	\$
BACK STYLE	1	Highback		-
CONTROL	30	Posture Back (P) (SS not available)		-
	80	Deluxe Tilt J-Bar (DJ)		\$184
	90	Value Plus (VP) (SS included)		\$216
ARM	NA	No Arm		-
	ATD	Adjustable T Arm Diamond Arm Cap*		\$63
	ATK	Adjustable T Arm Kidney Arm Cap*		\$63
	ATO	Adjustable T Arm Oval Arm Cap*		\$63
	4D	4 Dimensional Arm (Available with AWK or AWL)		\$125
	MF	Multi-Functional Arm (Width Adjustment incl. see page 16)		\$150
	TW	Twister Arm*		\$174
OPTIONS	AWK	Adjustable Width Bracket (Knob)		\$29
	AWL	Adjustable Width Bracket (Lever)*		\$39
	H	Hard Surface Casters		\$28
	G	Glides		\$28
	P	Pressure Braking Casters**		\$57
	RP	Reverse Pressure Braking Casters***		\$107
	SS	Seat Slider****		\$79
	NP	Neck Pad		\$28
	DAS	Deluxe Aluminum Satin Base (N/A with LS)		\$79
	LS	Low Seat Height with 5" Travel		\$50
CL	CAL TB133		\$134	
FREIGHT OPTIONS	KD	Knocked Down		-
	BW	Blanket Wrapped - Fully Assembled		\$40
	FA	Fully Assembled in Carton		\$60

TO ORDER SIMPLY FILL IN THE BLANKS

55	1					
SERIES	BACK STYLE	CONTROL	ARM	OPTIONS For additional options separate with (-) hyphen.	FREIGHT OPTION	FABRIC CODE Please refer to allseating.com for fabric codes.

INFO
AVR
CHIROFORM
DOVE
ENTAIL
FLUID
FOSTER
HALSA
INERTIA
JIF
LEVO
M.O.
MULTI
PRESTO
RAINBOW
RAY
REQUISITE
THERAPOD
TUCK
TWIST
VIVA
YOU
ZIP



THERAPOD® BASIC EXTRA HIGHBACK

DESIGN | ALLSEATING
GSA SIN | 711-18

BASE PRICE | \$789

55330-NA

Grade 1/COM	Grade 2	Grade 3	Grade 4/COL	Grade 5	Grade 6	Grade 7	Grade 8	Leather 1	Leather 2	Leather 3
\$789	\$826	\$854	\$894	\$948	\$1,038	\$1,150	\$1,269	\$1,348	\$1,428	\$1,668

FEATURES

- 3.5" or 5.5" cylinder (depending on options selected)
- Composite base
- For arm features and travel specifications, see page 16
- Carpet casters

DIMENSIONS

- Overall: 47"- 50.5"H | 28"W | 28"D
- Seat: 16.5"- 20"H | 20"W | 18"D
- Back: 30.5"H | 17"W
- COM: 2.0 yds.

NOTES

- Ships knocked down.
- All other features are dependant on the control specified. Please refer to Control Choice on page 8 for full description of available features.
- This product meets the requirements set forth in ANSI/BIFMA X5.1-2011 and is warranted for users up to 325 lbs.
- Dimensions are dependant on options selected. Product can be configured to comply with BIFMA G1-2002 Guidelines.
- *AWL | Not available with 4D, ATD, ATK, ATO.
- **P | Pressure Braking Casters - Casters allow the chair to roll only when someone is sitting in the chair.
- ***RP | Reverse Braking Casters - Casters allow the chair to roll only when someone is not in the chair.
- ****SS | Seat slider not available with Posture Back control; Seat slider is included with Value Plus control.
- For BW and FA Freight Options, minimum quantities apply, please check with Sales Support for details.

SERIES	55	Therapod Basic	72HR	\$
BACK STYLE	3	Extra Highback		-
CONTROL	30	Posture Back (P) (SS not available)		-
	80	Deluxe Tilt J-Bar (DJ)		\$184
	90	Value Plus (VP) (SS included)		\$216
	NA	No Arm		-
ARM	ATD	Adjustable T Arm Diamond Arm Cap*		\$63
	ATK	Adjustable T Arm Kidney Arm Cap*		\$63
	ATO	Adjustable T Arm Oval Arm Cap*		\$63
	4D	4 Dimensional Arm (Available with AWK or AWL)		\$125
	MF	Multi-Functional Arm (Width Adjustment incl. see page 16)		\$150
	TW	Twister Arm*		\$174
	OPTIONS	AWK	Adjustable Width Bracket (Knob)	
AWL		Adjustable Width Bracket (Lever)*		\$39
H		Hard Surface Casters		\$28
G		Glides		\$28
P		Pressure Braking Casters**		\$57
RP		Reverse Pressure Braking Casters***		\$107
SS		Seat Slider****		\$79
NP		Neck Pad		\$28
DAS		Deluxe Aluminum Satin Base (N/A with LS)		\$79
LS		Low Seat Height with 5" Travel		\$50
CL		CAL TB133		\$134
FREIGHT OPTIONS	KD	Knocked Down		-
	BW	Blanket Wrapped - Fully Assembled		\$40
	FA	Fully Assembled in Carton		\$60

TO ORDER SIMPLY FILL IN THE BLANKS

55	-	3	-		-		-		-		-	
SERIES		BACK STYLE		CONTROL		ARM		OPTIONS		FREIGHT OPTION		FABRIC CODE
								For additional options separate with (-) hyphen.				Please refer to allseating.com for fabric codes.



THERAPOD[®] THERAPIST HIGHBACK

DESIGN | ALLSEATING
GSA SIN | 711-18

BASE PRICE | \$1,035

50180-NA

Grade 1/COM	Grade 2	Grade 3	Grade 4/COL	Grade 5	Grade 6	Grade 7	Grade 8	Leather 1	Leather 2	Leather 3
\$1,035	\$1,067	\$1,091	\$1,125	\$1,172	\$1,248	\$1,344	\$1,446	\$1,514	\$1,583	\$1,788

FEATURES

- 3.5" or 5.5" cylinder (depending on options selected)
- Composite base
- For arm features and travel specifications, see page 17
- Carpet casters

DIMENSIONS

- Overall: 40.5"- 44"H | 28"W | 28"D
- Seat: 16.5"- 20"H | 20"W | 18"D
- Back: 24"H | 17"W
- COM: 1.75 yds.

NOTES

- Ships knocked down.
- All other features are dependant on the control specified. Please refer to Control Choice on page 8 for full description of available features.
- This product meets the requirements set forth in ANSI/BIFMA X5.1-2011 and is warranted for users up to 325 lbs.
- Dimensions are dependant on options selected. Product can be configured to comply with BIFMA G1-2002 Guidelines.
- *AWL | Not available with 4D, ATD, ATK, ATO.
- **P | Pressure Braking Casters - Casters allow the chair to roll only when someone is sitting in the chair.
- ***RP | Reverse Braking Casters - Casters allow the chair to roll only when someone is not in the chair.
- For BW and FA Freight Options, minimum quantities apply, please check with Sales Support for details.

SERIES	50	Therapod Therapist	72HR	\$
BACK STYLE	1	Highback		-
CONTROL	80	Deluxe Tilt J-Bar (DJ)		-
	12	Deluxe Synchro Tilt (DST)		\$43
	90	Value Plus (VP) (SS included)		\$32
ARM	NA	No Arm		-
	ATD	Adjustable T Arm Diamond Arm Cap*		\$63
	ATK	Adjustable T Arm Kidney Arm Cap*		\$63
	ATO	Adjustable T Arm Oval Arm Cap*		\$63
	4D	4 Dimensional Arm		\$125
	MF	Multi-Functional Arm (Width Adjustment incl. see page 16)		\$150
	TW	Twister Arm*		\$174
OPTIONS	AWK	Adjustable Width Bracket (Knob)		\$29
	AWL	Adjustable Width Bracket (Lever)*		\$39
	H	Hard Surface Casters		\$28
	G	Glides		\$28
	P	Pressure Braking Casters*		\$57
	RP	Reverse Pressure Braking Casters**		\$107
	SS	Seat Slider (INCL with (VP))		\$79
	NP	Neck Pad		\$28
	DAS	Deluxe Aluminum Satin Base (N/A with LS)		\$79
	LS	Low Seat Height with 5" Travel		\$50
FREIGHT OPTIONS	KD	Knocked Down		-
	BW	Blanket Wrapped - Fully Assembled		\$40
	FA	Fully Assembled in Carton		\$60

TO ORDER SIMPLY FILL IN THE BLANKS

50 -
 1 -
 -
 -
 -
 -

SERIES **BACK STYLE** **CONTROL** **ARM** **OPTIONS** **FREIGHT OPTION** **FABRIC CODE**
For additional options separate with (-) hyphen. Please refer to allseating.com for fabric codes.

INFO
AVR
CHIROFORM
DOVE
ENTAIL
FLUID
FOSTER
HALSA
INERTIA
JIF
LEVO
M.O.
MULTI
PRESTO
RAINBOW
RAY
REQUISITE
THERAPOD
TUCK
TWIST
VIVA
YOU
ZIP



THERAPOD® THERAPIST EXTRA HIGHBACK

DESIGN | ALLSEATING
GSA SIN | 711-18

BASE PRICE | \$1,091

50380-NA

Grade 1/COM	Grade 2	Grade 3	Grade 4/COL	Grade 5	Grade 6	Grade 7	Grade 8	Leather 1	Leather 2	Leather 3
\$1,091	\$1,128	\$1,156	\$1,196	\$1,250	\$1,340	\$1,452	\$1,571	\$1,650	\$1,730	\$1,970

FEATURES

- 3.5" or 5.5" cylinder (depending on options selected)
- Composite base
- For arm features and travel specifications, see page 16
- Carpet casters

DIMENSIONS

- Overall: 47"- 50.5"H | 28"W | 28"D
- Seat: 16.5"- 20"H | 20"W | 18"D
- Back: 30.5"H | 17"W
- COM: 2.0 yds.

NOTES

- Ships knocked down.
- All other features are dependant on the control specified. Please refer to Control Choice on page 8 for full description of available features.
- This product meets the requirements set forth in ANSI/BIFMA X5.1-2011 and is warranted for users up to 325 lbs.
- Dimensions are dependant on options selected. Product can be configured to comply with BIFMA G1-2002 Guidelines.
- *AWL | Not available with 4D, ATD, ATK, ATO.
- **P | Pressure Braking Casters - Casters allow the chair to roll only when someone is sitting in the chair.
- ***RP | Reverse Braking Casters - Casters allow the chair to roll only when someone is not in the chair.
- For BW and FA Freight Options, minimum quantities apply, please check with Sales Support for details.


SERIES	50	Therapod Therapist	72HR	\$
BACK STYLE	3	Extra Highback		-
CONTROL	80	Deluxe Tilt J-Bar (DJ)		-
	12	Deluxe Synchro Tilt (DST)		\$43
	90	Value Plus (VP) (SS included)		\$32
ARM	NA	No Arm		-
	ATD	Adjustable T Arm Diamond Arm Cap*		\$63
	ATK	Adjustable T Arm Kidney Arm Cap*		\$63
	ATO	Adjustable T Arm Oval Arm Cap*		\$63
	4D	4 Dimensional Arm		\$125
	MF	Multi-Functional Arm (Width Adjustment incl. see page 16)		\$150
	TW	Twister Arm*		\$174
	OPTIONS	AWK	Adjustable Width Bracket (Knob)	
AWL		Adjustable Width Bracket (Lever)*		\$39
H		Hard Surface Casters		\$28
G		Glides		\$28
P		Pressure Braking Casters**		\$57
RP		Reverse Pressure Braking Casters***		\$107
SS		Seat Slider (INCL with (VP))		\$79
NP		Neck Pad		\$28
DAS		Deluxe Aluminum Satin Base (N/A with LS)		\$79
LS		Low Seat Height with 5" Travel		\$50
FREIGHT OPTIONS	KD	Knocked Down		-
	BW	Blanket Wrapped - Fully Assembled		\$40
	FA	Fully Assembled in Carton		\$60

TO ORDER SIMPLY FILL IN THE BLANKS

50 -
 3 -
 -
 -
 -
 -

SERIES **BACK STYLE** **CONTROL** **ARM** **OPTIONS** **FREIGHT OPTION** **FABRIC CODE**
For additional options separate with (-) hyphen. Please refer to allseating.com for fabric codes.

INFO
AVR
CHIRIFORM
DOVE
ENTAIL
FLUID
FOSTER
HALSA
INERTIA
JIF
LEVO
M.O.
MULTI
PRESTO
RAINBOW
RAY
REQUISITE
THERAPOD
TUCK
TWIST
VIVA
YOU
ZIP



TUCK® STACKER

DESIGN | TODD YETMAN
GSA SIN | 711-19

BASE PRICE | \$230

11050-NA

FEATURES

- Non-marring nylon glides
- Polypropylene seat and back
- Optional upholstered seat or seat pad includes shroud
- Polypropylene armcaps
- Wall-Saving designed frame
- Stacks on dolly: 35 (Sled), 20 (4-Leg)
- Stacks with upholstered seat: 18 (Sled), 12 (4-Leg)
- Stacks 12 on the floor
- Stacks 6 on the floor with upholstered seats

DIMENSIONS

- SLED Overall No Arm: 32.25"H | 21.5"W | 23"D
- SLED Overall With Arm: 32.25"H | 24.25"W | 23"D
- 4-LEG Overall No Arm: 32.25"H | 22.5"W | 23"D
- 4-LEG Overall With Arm: 32.25"H | 24.5"W | 23"D
- Seat: 18"H | 17.25"W | 18"D
- Back: 14.25"H | 18.5"W
- COM: 0.75 yd.
- Fully Loaded Dolly: 73.5"H | 26"W | 42"D
- 12 Stacked on the floor: 43"H | 34"D

NOTES

- For orders of less than 2, a cartoning surcharge of \$22 net will be incurred per order.
- Ganging glides are factory installed, Armless version only.
- Ganging brackets shipped separately: Requires Installation.
- This product meets the requirements set forth in ANSI/BIFMA X5.1-2011 and is warranted for users up to 325 lbs.
- Dimensions are dependant on options selected. Product can be configured to comply with BIFMA G1-2002 Guidelines.
- Nylon glides for use on carpet, ceramic tile, concrete, vinyl, VCT, rubber.
- Felt covered glides for use on hardwood, marble.
- Felt covered glides for sled are suitable for use on hardwood, marble.

Polypropylene Seat and Back	Grade 1/ COM	Grade 2	Grade 3	Grade 4/ COL	Grade 5	Grade 6	Grade 7	Grade 8	Leather 1	Leather 2	Leather 3
\$230	\$300	\$316	\$328	\$345	\$368	\$407	\$455	\$506	\$540	\$574	\$677

SERIES	11	Tuck	72HR	\$
BACK STYLE	0	Midback	•	-
LEG	50	Stackable Sled Base	•	-
	54	4-Leg (NOT ON GSA CONTRACT)	•	-
ARM	NA	No Arm	•	-
	WA	With Arm	•	\$50
FRAME FINISH	CM	Chrome	•	-
	PON	Onyx	•	-
	PCT	Cotton	•	-
	PCV	Cove	•	-
	PSA	Sage	•	-
	PCO	Carob	•	-
	PPC	Pacific	•	-
	PMA	Maize	•	-
	PCU	Currant	•	-
	PAU	Autumn	•	-
	PMI	Midnight	•	-
	PCR	Crimson	•	-
	PDU	Dune	•	-
	PHZ	Haze	•	-
	PSK	Smoke	•	-
POLYPROPYLENE	ON	Onyx	•	-
Indicate:	CT	Cotton	•	-
B for Back	CV	Cove	•	-
S for Seat	SA	Sage	•	-
A for Arm	CO	Carob	•	-
	PC	Pacific	•	-
	MA	Maize	•	-
	CU	Currant	•	-
	AU	Autumn	•	-
	MI	Midnight	•	-
	CR	Crimson	•	-
	DU	Dune	•	-
	HZ	Haze	•	-
	SK	Smoke	•	-
OPTIONS	PAD	Upholstered Seat Pad		VAR
	UPH	Fully Upholstered Seat with Poly Back		VAR
	CLP	CAL TB133 Black Polypropylene		\$48
	CLU	CAL TB133 Black Polypropylene Upholstered Seat		\$71
OPTIONS (Sled Only)	FG	Felt-Covered Glides	•	\$13
	GG	Ganging Glides (Set of 4, 2 Male, 2 Female)	•	\$10
	GB	Ganging Brackets (set of 2)	•	\$10
FREIGHT OPTIONS	FA	Fully Assembled in Carton		-


Dolly-35	Please ensure Dolly has separate model/line item with quantities specified	\$363
-----------------	--	-------

TO ORDER SIMPLY FILL IN THE BLANKS

11	0				B	S	A		FA	
SERIES	BACK STYLE	LEG	ARM	FRAME FINISH	POLYPROPYLENE BACK	POLYPROPYLENE SEAT	POLYPROPYLENE ARM	OPTIONS	FREIGHT OPTION	FABRIC CODE

For additional options separate with (-) hyphen. Please refer to allseating.com for fabric codes.

INFO
AVR
CHIROFORM
DOVE
ENTAIL
FLUID
FOSTER
HALSA
INERTIA
JIF
LEVO
M.O.
MULTI
PRESTO
RAINBOW
RAY
REQUISITE
THERAPOD
TUCK
TWIST
VIVA
YOU
ZIP



TUCK® STOOL

DESIGN | TODD YETMAN
GSA SIN | 711-19

BASE PRICE | \$485

11053-NA

Polypropylene Seat and Back	Grade 1/COM	Grade 2	Grade 3	Grade 4/COL	Grade 5	Grade 6	Grade 7	Grade 8	Leather 1	Leather 2	Leather 3
\$485	\$555	\$571	\$583	\$600	\$623	\$662	\$710	\$761	\$795	\$829	\$932

FEATURES

- Non-marring nylon glides
- Polypropylene seat and back
- Optional upholstered seat and seat pad includes shroud
- Polypropylene armcaps
- Stacks 5 units on the floor; 4 units with upholstered seat

DIMENSIONS

- Overall Counter Stool NA: 39.75"H | 23.5"W | 26"D
- Seat: 25"H | 17.25"W | 19"D
- Back: 14.75"H | 18.5"W
- COM Full: 0.75 yd.
- Overall Bar Stool NA: 45.75"H | 24.5"W | 27.5"D
- Seat: 31"H | 17.25"W | 19"D

NOTES

- For orders of less than 4, a cartoning surcharge of \$50 net will be incurred per order.
- Ganging Glides are factory installed, Armless version only.
- Ganging Brackets shipped separately: Requires Installation.
- This product meets the requirements set forth in ANSI/BIFMA X5.1-2011 and is warranted for users up to 325 lbs.
- Dimensions are dependant on options selected. Product can be configured to comply with BIFMA G1-2002 Guidelines.
- Ships 1-4 units per Box.
- Nylon glides for use on carpet, ceramic tile, concrete, vinyl, VCT, rubber.
- Felt covered glides for use on hardwood, marble.

SERIES	11	Tuck	72HR	\$
BACK STYLE	0	Midback		-
LEG	53	Counter Stool		-
	56	Bar Stool		\$30
ARM	NA	No Arm		-
	WA	With Arm		\$50
FRAME FINISH	CM	Chrome		-
	PON	Onyx		-
	PCT	Cotton		-
	PCV	Cove		-
	PSA	Sage		-
	PCO	Carob		-
	PPC	Pacific		-
	PMA	Maize		-
	PCU	Currant		-
	PAU	Autumn		-
	PMI	Midnight		-
	PCR	Crimson		-
	PDU	Dune		-
	PHZ	Haze		-
	PSK	Smoke		-
POLYPROPYLENE	ON	Onyx		-
Indicate:	CT	Cotton		-
B for Back	CV	Cove		-
S for Seat	SA	Sage		-
A for Arm	CO	Carob		-
	PC	Pacific		-
	MA	Maize		-
	CU	Currant		-
	AU	Autumn		-
	MI	Midnight		-
	CR	Crimson		-
	DU	Dune		-
	HZ	Haze		-
	SK	Smoke		-
OPTIONS	PAD	Upholstered Seat Pad		VAR
	UPH	Fully Upholstered Seat with Poly Back		VAR
	FG	Felt-Covered Glides		\$13
	GG	Ganging Glides (Set of 4, 2 Male, 2 Female)		\$10
	GB	Ganging Brackets (set of 2)		\$10
	CLP	CAL TB133 Black Polypropylene		\$48
	CLU	CAL TB133 Black Polypropylene Upholstered Seat		\$71
FREIGHT OPTIONS	FA	Fully Assembled in Carton		-


TO ORDER SIMPLY FILL IN THE BLANKS

11	0				B	S	A		FA	
SERIES	BACK STYLE	LEG	ARM	FRAME FINISH	POLYPROPYLENE BACK	POLYPROPYLENE SEAT	POLYPROPYLENE ARM	OPTIONS	FREIGHT OPTION	FABRIC CODE

For additional options separate with (-) hyphen.

Please refer to allseating.com for fabric codes.

INFO
AVR
CHIROFORM
DOVE
ENTAIL
FLUID
FOSTER
HALSA
INERTIA
JIF
LEVO
M.O.
MULTI
PRESTO
RAINBOW
RAY
REQUISITE
THERAPOD
TUCK
TWIST
VIVA
YOU
ZIP



TUCK® FULLY UPHOLSTERED

DESIGN | TODD YETMAN
NOT ON GSA CONTRACT

BASE PRICE | \$360

13050-NA

Grade 1/COM	Grade 2	Grade 3	Grade 4/COL	Grade 5	Grade 6	Grade 7	Grade 8	Leather 1	Leather 2	Leather 3
\$360	\$386	\$406	\$435	\$474	\$538	\$618	\$703	\$759	\$816	\$988

FEATURES

- Non-marring nylon glides
- Upholstered seat and back
- Seat includes shroud
- Polypropylene armcaps
- Wall-Saving designed frame
- Stacks 15 on a dolly
- Stacks 6 on the floor

DIMENSIONS

- SLED Overall No Arm:
32.25"H | 21.5"W | 23"D
- SLED Overall With Arm:
32.25"H | 24.25"W | 23"D
- 4-LEG Overall No Arm:
32.25"H | 22.5"W | 23"D
- 4-LEG Overall With Arm:
32.25"H | 24.5"W | 23"D
- Seat: 18"H | 17.25"W | 18"D
- Back: 14.25"H | 18.5"W
- COM: 0.75 yd.
- Fully Loaded Dolly:
73.5"H | 26"W | 42"D
- 12 Stacked on the floor: 43"H | 34"D

NOTES

- For orders of less than 2, a cartoning surcharge of \$22 net will be incurred per order.
- Ganging glides are factory installed, Armless version only.
- Ganging brackets shipped separately: Requires Installation.
- This product meets the requirements set forth in ANSI/BIFMA X5.1-2011 and is warranted for users up to 325 lbs.
- Dimensions are dependant on options selected. Product can be configured to comply with BIFMA G1-2002 Guidelines.
- Nylon glides for use on carpet, ceramic tile, concrete, vinyl, VCT, rubber.
- Felt covered glides for sled are suitable for use on hardwood, marble.

SERIES	13	Tuck	72HR	\$
BACK STYLE	0	Midback		-
LEG	50	Stackable Sled Base		-
	54	4-Leg		-
ARM	NA	No Arm		-
	WA	With Arm		\$50
FRAME FINISH	CM	Chrome		-
	PON	Onyx		-
	PCT	Cotton		-
	PCV	Cove		-
	PSA	Sage		-
	PCO	Carob		-
	PPC	Pacific		-
	PMA	Maize		-
	PCU	Currant		-
	PAU	Autumn		-
	PMI	Midnight		-
	PCR	Crimson		-
	PDU	Dune		-
	PHZ	Haze		-
	PSK	Smoke		-
POLYPROPYLENE ARM	AON	Onyx		-
	ACT	Cotton		-
	ACV	Cove		-
	ASA	Sage		-
	ACO	Carob		-
	APC	Pacific		-
	AMA	Maize		-
	ACU	Currant		-
	AAU	Autumn		-
	AMI	Midnight		-
	ACR	Crimson		-
	ADU	Dune		-
	AHZ	Haze		-
	ASK	Smoke		-
OPTIONS	CL	CAL TB133		\$90
OPTIONS (Sled Only)	FG	Felt-Covered Glides		\$13
	GG	Ganging Glides (Set of 4, 2 Male, 2 Female)		\$10
	GB	Ganging Brackets (set of 2)		\$10
FREIGHT OPTIONS	FA	Fully Assembled in Carton		-

Dolly-35	Please ensure Dolly has separate model/line item with quantities specified	\$363
-----------------	--	-------

TO ORDER SIMPLY FILL IN THE BLANKS

13	-	0	-		-		-	A	-		-	FA	-	
SERIES		BACK STYLE		LEG		ARM		POLYPROPYLENE ARM		OPTIONS		FREIGHT OPTION		FABRIC CODE
										For additional options separate with (-) hyphen.				Please refer to allseating.com for fabric codes.

INFO
AVR
CHIROFORM
DOVE
ENTAIL
FLUID
FOSTER
HALSA
INERTIA
JIF
LEVO
M.O.
MULTI
PRESTO
RAINBOW
RAY
REQUISITE
THERAPOD
TUCK
TWIST
VIVA
YOU
ZIP



TUCK® STOOL FULLY UPHOLSTERED

DESIGN | TODD YETMAN
NOT ON GSA CONTRACT

BASE PRICE | \$615

13053-NA

Grade 1/COM	Grade 2	Grade 3	Grade 4/COL	Grade 5	Grade 6	Grade 7	Grade 8	Leather 1	Leather 2	Leather 3
\$615	\$641	\$661	\$690	\$729	\$793	\$873	\$958	\$1,014	\$1,071	\$1,243

FEATURES

- Standard nylon glide
- Upholstered seat and back
- Seat includes shroud
- Polypropylene armcaps
- Stacks 4 units on the floor

DIMENSIONS

- Overall Counter Stool NA: 39.75"H | 23.5"W | 26"D
- Seat: 25"H | 17.25"W | 19"D
- Back: 14.75"H | 18.5"W
- COM Full: 0.75 yd.
- Overall Bar Stool NA: 45.75"H | 24.5"W | 27.5"D
- Seat: 31"H | 17.25"W | 19"D

NOTES

- For orders of less than 4, a cartoning surcharge of \$50 net will be incurred per order.
- Ganging Glides are factory installed, Armless version only.
- Ganging Brackets shipped separately: Requires Installation.
- This product meets the requirements set forth in ANSI/BIFMA X5.1-2011 and is warranted for users up to 325 lbs.
- Dimensions are dependant on options selected. Product can be configured to comply with BIFMA G1-2002 Guidelines.
- Ships 1-4 units per Box.
- Nylon glides for use on carpet, ceramic tile, concrete, vinyl, VCT, rubber.
- Felt covered glides for use on hardwood, marble.

SERIES	13	Tuck	72HR	\$
BACK STYLE	0	Midback		-
LEG	53	Counter Stool		-
	56	Bar Stool		\$30
ARM	NA	No Arm		-
	WA	With Arm		\$50
FRAME FINISH	CM	Chrome		-
	PON	Onyx		-
	PCT	Cotton		-
	PCV	Cove		-
	PSA	Sage		-
	PCO	Carob		-
	PPC	Pacific		-
	PMA	Maize		-
	PCU	Currant		-
	PAU	Autumn		-
	PMI	Midnight		-
	PCR	Crimson		-
	PDU	Dune		-
	PHZ	Haze		-
	PSK	Smoke		-
POLYPROPYLENE ARM	AON	Onyx		-
	ACT	Cotton		-
	ACV	Cove		-
	ASA	Sage		-
	ACO	Carob		-
	APC	Pacific		-
	AMA	Maize		-
	ACU	Currant		-
	AAU	Autumn		-
	AMI	Midnight		-
	ACR	Crimson		-
	ADU	Dune		-
	AHZ	Haze		-
	ASK	Smoke		-
OPTIONS	FG	Felt-Covered Glides		\$13
	GG	Ganging Glides (Set of 4, 2 Male, 2 Female)		\$10
	GB	Ganging Brackets (set of 2)		\$10
	CL	CAL TB133		\$90
FREIGHT OPTIONS	FA	Fully Assembled in Carton		-

TO ORDER SIMPLY FILL IN THE BLANKS

11	0				A		FA	
SERIES	BACK STYLE	LEG	ARM	FRAME FINISH	POLYPROPYLENE ARM	OPTIONS For additional options separate with (-) hyphen.	FREIGHT OPTION	FABRIC CODE Please refer to allseating.com for fabric codes.

INFO
AVR
CHIROFORM
DOVE
ENTAIL
FLUID
FOSTER
HALSA
INERTIA
JIF
LEVO
M.O.
MULTI
PRESTO
RAINBOW
RAY
REQUISITE
THERAPOD
TUCK
TWIST
VIVA
YOU
ZIP



TWIST™ MULTI-PURPOSE

DESIGN: ALLSEATING
GSA SIN | 711-18

BASE PRICE | \$567

27020-TCA

Grade 1/COM	Grade 2	Grade 3	Grade 4/COL	Grade 5	Grade 6	Grade 7	Grade 8	Leather 1	Leather 2	Leather 3
\$567	\$599	\$623	\$657	\$704	\$780	\$876	\$978	\$1,046	\$1,115	\$1,320

FEATURES

- 3.5" cylinder
- Black TVO nylon base
- Black polyurethane arm caps
- Carpet casters

DIMENSIONS

- Overall: 36"H | 28"W | 28"D
- Seat: 16.5"- 20"H | 19"W | 18.25"D
- Back: 19.5"H | 18"W
- COM: 1.75 yds.

SERIES	27	Twist	72HR	\$
BACK STYLE	0	Midback		-
CONTROL	20	Swivel-Tilt (T)		-
ARM	TCA	Twist Conference Arm		-
FRAME FINISH	BK	Black		-
	SIL	Silver		-
	CM	Chrome		\$110
OPTIONS	H	Hard Surface Casters		\$28
	LH	65mm (2.5") Hard Surface Casters		\$30
	HAB	High Profile Aluminum Base with 65mm (2.5") Casters		\$60
	CL	CAL TB133 (Extended lead times apply)		\$90
FREIGHT OPTIONS	KD	Knocked Down		-
	BW	Blanket Wrapped - Fully Assembled		\$40
	FA	Fully Assembled in Carton		\$60

NOTES


- Ships knocked down.
- All other features are dependant on the control specified. Please refer to Control Choice on page 8 for full description of available features.
- This product meets the requirements set forth in ANSI/BIFMA X5.1-2011 and is warranted for users up to 325 lbs.
- Dimensions are dependant on options selected. Product can be configured to comply with BIFMA G1-2002 Guidelines.

TO ORDER SIMPLY FILL IN THE BLANKS

27	0	20	TCA				
SERIES	BACK STYLE	CONTROL	ARM	FRAME FINISH	OPTIONS For additional options separate with (-) hyphen.	FREIGHT OPTION	FABRIC CODE Please refer to allseating.com for fabric codes.

TWIST™ SIDE

DESIGN: ALLSEATING
GSA SIN | 711-19



FEATURES

- Upholstered back and seat
- Black molded arms
- Black non-marring glides
- Wall-saving designed frame

BASE PRICE \$398										
27754-WA										
Grade 1/COM	Grade 2	Grade 3	Grade 4/COL	Grade 5	Grade 6	Grade 7	Grade 8	Leather 1	Leather 2	Leather 3
\$398	\$424	\$444	\$473	\$512	\$576	\$656	\$741	\$797	\$854	\$1,026

SERIES	27	Twist	72HR	\$
BACK STYLE	7	Upholstered Back	•	-
LEG	54	4 Leg	•	-
ARM	WA	With Arm	•	-
FRAME FINISH	BK	Black	•	-
	SIL	Silver	•	-
	CM	Chrome		\$80
OPTIONS	CL	CAL TB133 (Extended lead times apply)		\$90
FREIGHT OPTIONS	FA	Fully Assembled in Carton		-

DIMENSIONS

- Overall: 33.75"H | 24"W | 25"D
- Seat: 17.75"H | 17.75"W | 17.75"D
- Back: 16"H | 19"W
- COM: 1.25 yds.

NOTES

- For orders of less than 2, a cartoning surcharge of \$22 net will be incurred per order.
- Stacks 2 on the floor.
- This product meets the requirements set forth in ANSI/BIFMA X5.1-2011 and is warranted for users up to 325 lbs.
- Dimensions are dependant on options selected. Product can be configured to comply with BIFMA G1-2002 Guidelines.

TO ORDER SIMPLY FILL IN THE BLANKS

27	-	7	-	54	-	WA	-		-		-	FA	-	
SERIES		BACK STYLE		CONTROL		ARM		FRAME FINISH		OPTIONS		FREIGHT OPTION		FABRIC CODE
										For additional options separate with (-) hyphen.				Please refer to allseating.com for fabric codes.

VIVA™ TASK

DESIGN: ALLSEATING
NOT ON GSA CONTRACT



BASE PRICE \$757										
49045-VA										
Grade 1/COM	Grade 2	Grade 3	Grade 4/COL	Grade 5	Grade 6	Grade 7	Grade 8	Leather 1	Leather 2	Leather 3
\$757	\$773	\$785	\$802	\$825	\$864	\$912	\$963	\$997	\$1,031	\$1,134

FEATURES

- Upholstered seat
- Black nylon base
- Black mesh back
- VA arm height adjustment 3"
- VA arm cap depth adjustment 2"
- Carpet casters

SERIES	49	Viva	72HR	\$
BACK STYLE	0	Midback		-
CONTROL	45	Intuitive Synchro		-
ARM	VA	Viva Arm		-
BACK MESH	VBLK	Black		-
OPTIONS	CL	CAL TB133 (Extended lead times apply)		\$90
FREIGHT OPTIONS	KD	Knocked Down		-
	BW	Blanket Wrapped - Fully Assembled		\$40
	FA	Fully Assembled in Carton		\$60

DIMENSIONS

- Overall: 38.5"- 42"H | 28"W | 28"D
- Seat: 16.5"- 20"H | 19"W | 18.25"D
- Back: 22"H | 16.4"W
- COM: 0.75 yd.

NOTES

- Ships knocked down.
- This product meets the requirements set forth in ANSI/BIFMA X5.1-2011 and is warranted for users up to 325 lbs.
- Dimensions are dependant on options selected. Product can be configured to comply with BIFMA G1-2002 Guidelines.
- For BW and FA Freight Options, minimum quantities apply, please check with Sales Support for details.

TO ORDER SIMPLY FILL IN THE BLANKS

49	-	0	-	45	-	VA	-	VBLK	-		-		-	
SERIES		BACK STYLE		CONTROL		ARM		BACK MESH		OPTIONS For additional options separate with (-) hyphen.		FREIGHT OPTION		FABRIC CODE Please refer to allseating.com for fabric codes.



INFO
AVR
CHAIRFORM
DOVE
ENTAIL
FLUID
FOSTER
HALSA
INERTIA
JIF
LEVO
M.O.
MULTI
PRESTO
RAINBOW
RAY
REQUISITE
THERAPOD
TUCK
TWIST
VIVA
YOU
ZIP



YOU[®] MIDBACK

DESIGN | ALLSEATING
GSA SIN | 711-18

BASE PRICE | \$980

84012-NA

Grade 1/COM	Grade 2	Grade 3	Grade 4/COL	Grade 5	Grade 6	Grade 7	Grade 8	Leather 1	Leather 2	Leather 3
\$980	\$996	\$1,008	\$1,025	\$1,048	\$1,087	\$1,135	\$1,186	\$1,220	\$1,254	\$1,357

FEATURES

- Aluminum back frame
- 3.5" cylinder
- Black TVO nylon base
- Molded seat foam
- Innovative back suspension with standard back height adjustment
- Lumbar dial and back height support of 3.54"
- Arm features and travel specifications on page 16
- 24|7 Warranty offered, options included are T2 arm and seat slider. For more details see page 149

DIMENSIONS

- Overall: 38.5"- 42"H | 28"W | 28"D
- Seat: 16.5"- 20" | 20"W | 18"D
- Back: 22"H | 18.75"W
- COM Seat: 0.75 yd.

NOTES

- Ships knocked down.
- For BW and FA Freight Options, minimum quantities apply, please check with Sales Support for details.
- YCA Conference Arm is standard polished aluminum.
- All other features are dependant on the control specified. Please refer to Control Choice on page 8 for full description of available features.
- This product meets the requirements set forth in ANSI-BIFMA X5.1-2011 and is warranted for users up to 325 lbs.
- Dimensions are dependant on options selected. Product can be configured to comply with BIFMA G1-2002 Guidelines.
- *LS Option not available when LH, HAB, OHC, OHH are selected. Composite base and matching casters will be substituted when LS or HS are selected.
- **CAL133 available with 10B Mesh only.

SERIES	84	You	72HR	\$
BACK STYLE	0	Midback	•	-
CONTROL	12	Deluxe Synchro Tilt (DST)	•	-
ARM	NA	No Arm	•	-
	T2	Task 2 Arm	•	\$105
	4D	4 Dimensional Arm	•	\$125
	MF	Multi-Functional Arm (AWK included)	•	\$150
	TW	Twister Arm	•	\$174
FRAME FINISH	YCA	Conference Arm (AW not applicable)	•	\$214
	BK	Black Aluminum	•	-
BACK OPEN MESH	AL	Polished Aluminum	•	\$90
	10B	Ebony	•	-
	20B	Cobalt	•	-
	50B	Silica	•	-
	60B	Sandstone	•	-
	70B	Dark Grey	•	-
	80B	Herbal Green	•	-
	10HCB	Black Honey Comb	•	-
	IR	Iron	•	\$25
	PT	Platinum	•	\$25
BACK CLOSED MESH	7CB	Black/White	•	\$39
	AWK	Adjustable Width Brackets (Knob)	•	\$29
	HAB	High Profile Aluminum Base with 65mm (2.5") Casters	•	\$60
	LH	65mm (2.5") Hard Surface Casters	•	\$30
	OHC	OH Carpet Casters	•	\$60
	OHH	OH Hard Surface Casters	•	\$90
	SS	Seat Slider	•	\$79
	FS	Full Seat (21"W 20"D)	•	-
	LS	Low Seat Height with 5" Travel*	•	\$50
	HS	High Seat 5.5"*	•	-
	IES	Ergonomic Small Seat (16"D x 19"W)	•	-
	CL	CAL TB133**	•	\$90
FREIGHT OPTIONS	KD	Knocked Down	•	-
	BW	Blanket Wrapped - Fully Assembled	•	\$40
	FA	Fully Assembled in Carton	•	\$60

TO ORDER SIMPLY FILL IN THE BLANKS

84	0	12						
SERIES	BACK STYLE	CONTROL	ARM	FRAME FINISH	BACK MESH	OPTIONS For additional options separate with (-) hyphen.	FREIGHT OPTION	FABRIC CODE Please refer to allseating.com for fabric codes.

INFO
AVR
CHIROFORM
DOVE
ENTAIL
FLUID
FOSTER
HALSA
INERTIA
JIF
LEVO
M.O.
MULTI
PRESTO
RAINBOW
RAY
REQUISITE
THERAPOD
TUCK
TWIST
VIVA
YOU
ZIP



YOU[®] HIGHBACK

DESIGN | ALLSEATING
GSA SIN | 711-18

BASE PRICE | \$995

84112-NA

Grade 1/COM	Grade 2	Grade 3	Grade 4/COL	Grade 5	Grade 6	Grade 7	Grade 8	Leather 1	Leather 2	Leather 3
\$995	\$1,011	\$1,023	\$1,040	\$1,063	\$1,102	\$1,150	\$1,201	\$1,235	\$1,269	\$1,372

FEATURES

- Aluminum back frame
- 3.5" cylinder
- Black TVO nylon base
- Molded seat foam
- Innovative back suspension with standard back height adjustment
- Lumbar dial and back height support of 3.54"
- Arm features and travel specifications on page 16
- 24|7 Warranty offered with T2 arms and Seat Slider. For more details see page 149

DIMENSIONS

- Overall: 42.5" - 46"H | 28"W | 28"D
- Upholstered Seat: 16.5" - 20"H | 21"W | 20"D
- Mesh Seat: 20"W | 18"D
- Back: 26"H | 18.75"W
- COM Seat: 0.75 yd

NOTES

- Ships knocked down.
- For BW and FA Freight Options, minimum quantities apply, please check with Sales Support for details.
- YCA Conference Arm is standard polished aluminum.
- All other features are dependant on the control specified. Please refer to Control Choice on page 8 for full description of available features.
- This product meets the requirements set forth in ANSI-BIFMA X5.1-2011 and is warranted for users up to 325 lbs.
- Dimensions are dependant on options selected. Product can be configured to comply with BIFMA G1-2002 Guidelines.
- *LS Option not available when LH, HAB, OHC, OHH are selected. Composite base and matching casters will be substituted when LS or HS are selected.

SERIES	84	You	72HR	\$
BACK STYLE	1	Highback	•	-
CONTROL	12	Deluxe Synchro Tilt (DST)	•	-
ARM	NA	No Arm	•	-
	T2	Task 2 Arm	•	\$105
	4D	4 Dimensional Arm	•	\$125
	MF	Multi-Functional Arm (AWK included)	•	\$150
	TW	Twister Arm	•	\$174
	YCA	Conference Arm (AW not applicable)	•	\$214
FRAME FINISH	BK	Black Aluminum	•	-
	AL	Polished Aluminum	•	\$90
BACK OPEN MESH	10B	Ebony	•	-
	20B	Cobalt	•	-
	50B	Silica	•	-
	60B	Sandstone	•	-
	70B	Dark Grey	•	-
	80B	Herbal Green	•	-
	10HCB	Black Honey Comb	•	-
	IR	Iron	•	\$25
	PT	Platinum	•	\$25
BACK CLOSED MESH	7CB	Black/White	•	\$39
OPTIONS	AWK	Adjustable Width Brackets (Knob)	•	\$29
	HAB	High Profile Aluminum Base with 65mm (2.5") Casters	•	\$60
	LH	65mm (2.5") Hard Surface Casters	•	\$30
	OHC	OH Carpet Casters	•	\$60
	OHH	OH Hard Surface Casters	•	\$90
	SS	Seat Slider	•	\$79
	MED	Medium Upholstered Seat (20"W 18"D)	•	-
	LS	Low Seat Height with 5" Travel*		\$50
	HS	High Seat 5.5"*		-
	IES	Ergonomic Small Seat (16"D x 19"W)		-
FREIGHT OPTIONS	KD	Knocked Down		\$0
	BW	Blanket Wrapped - Fully Assembled		\$40
	FA	Fully Assembled in Carton		\$60

TO ORDER SIMPLY FILL IN THE BLANKS

84	-	1	-	12	-		-		-		-		-		-	
SERIES		BACK STYLE		CONTROL		ARM		FRAME FINISH		BACK MESH		OPTIONS For additional options separate with (-) hyphen.		FREIGHT OPTION		FABRIC CODE Please refer to allseating.com for fabric codes.



YOU[®] MIDBACK STOOL

DESIGN | ALLSEATING
GSA SIN | 711-18

BASE PRICE | \$1,035
84019-NA

Grade 1/COM	Grade 2	Grade 3	Grade 4/COL	Grade 5	Grade 6	Grade 7	Grade 8	Leather 1	Leather 2	Leather 3
\$1,035	\$1,051	\$1,063	\$1,080	\$1,103	\$1,142	\$1,190	\$1,241	\$1,275	\$1,309	\$1,412

FEATURES

- 8" cylinder
- Composite base
- For arm features and travel specifications see page 16

DIMENSIONS

- Overall: 42"- 50"H | 28"W | 28"D
- Seat: 20"- 28"H | 20"W | 18"D
- Back: 22"H | 17"W
- COM Seat: 0.75 yd.

SERIES	84	You	72HR	\$
BACK STYLE	0	Midback		-
CONTROL	19	Basic Stool		-
ARM	NA	No Arm		-
	T2	Task 2 Arm		\$105
	4D	4 Dimensional Arm		\$125
FRAME FINISH	BK	Black Aluminum		-
	AL	Polished Aluminum		\$90
BACK OPEN MESH	10B	Ebony		-
	20B	Cobalt		-
	50B	Silica		-
	60B	Sandstone		-
	70B	Dark Grey		-
	80B	Herbal Green		-
	IR	Iron		\$25
	PT	Platinum		\$25
	10HCB	Black Honey Comb		-
BACK CLOSED MESH	7CB	Black/White		\$39
OPTIONS	AWK	Adjustable Width Brackets (Knob)		\$29
	H	Hard Surface Casters		\$28
	G	Glides		\$28
	SS	Seat Slider		\$79
	FS	Full Upholstered Seat (21"W 20"D)		-
	CL	CAL TB133*		\$90
	FREIGHT OPTIONS	KD	Knocked Down	
	BW	Blanket Wrapped - Fully Assembled		\$40
	FA	Fully Assembled in Carton		\$60

NOTES

- Ships knocked down.
- For BW and FA Freight Options, minimum quantities apply, please check with Sales Support for details.
- *CAL133 available with 10B Mesh only.

TO ORDER SIMPLY FILL IN THE BLANKS

84	-	0	-	19	-		-		-		-		-		
SERIES		BACK STYLE		CONTROL		ARM		FRAME FINISH		BACK MESH		OPTIONS For additional options separate with (-) hyphen.		FREIGHT OPTION	FABRIC CODE Please refer to allseating.com for fabric codes.

INFO
AIR
CHAIRFORM
DOVE
ENTAIL
FLUID
FOSTER
HALSA
INERTIA
JIF
LEVO
M.O.
MULTI
PRESTO
RAINBOW
RAY
REQUISITE
THERAPOD
TUCK
TWIST
VIVA
YOU
ZIP



YOU TOO® MIDBACK

DESIGN | ALLSEATING
GSA SIN | 711-18

BASE PRICE | \$780 85040-NA

Grade 1/COM	Grade 2	Grade 3	Grade 4/COL	Grade 5	Grade 6	Grade 7	Grade 8	Leather 1	Leather 2	Leather 3
\$780	\$796	\$808	\$825	\$848	\$887	\$935	\$986	\$1,020	\$1,054	\$1,157

FEATURES

- Nylon base and back frame
 - 3.5" cylinder
 - Molded seat foam
 - Innovative back suspension
 - Optional back height adjustment
 - 24|7 Warranty offered with T2 arms and Seat Slider.
- For more details see page 149

DIMENSIONS

- Overall: 39.25"- 42.75"H | 28"W | 28"D
- Seat: 17.75"- 21.25"H | 20"W | 18"D
- Back: 22"H | 17"W
- COM: 0.75 yd.

NOTES

- Ships knocked down.
- For BW and FA Freight Options, minimum quantities apply, please check with Sales Support for details.
- All other features are dependant on the control specified. Please refer to Control Choice on page 8 for full description of available features.
- This product meets the requirements set forth in ANSI-BIFMA X5.1-2011 and is warranted for users up to 325 lbs.
- Dimensions are dependant on options selected. Product can be configured to comply with BIFMA G1-2002 Guidelines.
- Base and arms will match frame finish selection except with MF arms as they are available in black only.
- *LS option available in black only. LS not available when LH, HAB, OHC, OHH are selected. Composite base and matching casters will be substituted when LS or HS are selected.

SERIES	85	You Too	72HR	\$
BACK STYLE	0	Midback	•	-
CONTROL	40	Synchro Tilt	•	-
ARM	NA	No Arm	•	-
	T2	Task 2 Arm (will match frame selection)	•	\$105
	4D	4 Dimensional Arm (will match frame selection)	•	\$125
	MF	Multi-Functional Arm (AWK included)	•	\$150
FRAME FINISH	BKN	Black Nylon	•	-
	SKN	Smoke Nylon	•	\$35
BACK OPEN MESH	10B	Ebony	•	-
	20B	Cobalt	•	-
	50B	Silica	•	-
	60B	Sandstone	•	-
	70B	Dark Grey	•	-
	80B	Herbal Green	•	-
	10HCB	Black Honey Comb	•	-
	IR	Iron	•	\$25
	PT	Platinum	•	\$25
BACK CLOSED MESH	7CB	Black/White	•	\$39
OPTIONS	SC	Sit to Counter (Black frame and Synchro Tilt only)	•	\$130
	AWK	Adjustable Width Brackets (Knob)		\$29
	AWL	Adjustable Width Brackets (Lever)		\$39
	LH	65mm (2.5") Hard Surface Casters		\$30
	OHC	OH Carpet Casters		\$60
	OHH	OH Hard Surface Casters		\$90
	SS	Seat Slider (not available with SC option)		\$79
	LS	Low Seat Height with 5" Travel*		\$50
	HS	High Seat 5.5"*		-
	BHA	Back Height Adjustment		\$86
	IES	Ergonomic Small Seat (16"D x 19"W)		-
	FS	Full Seat (21"W 20"D)		-
FREIGHT OPTIONS	KD	Knocked Down		\$0
	BW	Blanket Wrapped - Fully Assembled		\$40
	FA	Fully Assembled in Carton		\$60

TO ORDER SIMPLY FILL IN THE BLANKS

85	0	40							
SERIES	BACK STYLE	CONTROL	ARM	FRAME FINISH	BACK MESH	SEAT MESH Leave blank if upholstered	OPTIONS For additional options separate with (-) hyphen.	FREIGHT OPTION	FABRIC CODE Please refer to allseating.com for fabric codes.

INFO
AVR
CHIROFORM
DOVE
ENTAIL
FLUID
FOSTER
HALSA
INERTIA
JIF
LEVO
M.O.
MULTI
PRESTO
RAINBOW
RAY
REQUISITE
THERAPOD
TUCK
TWIST
VIVA
YOU
ZIP



YOU TOO® MIDBACK STOOL

DESIGN | ALLSEATING
GSA SIN | 711-18

BASE PRICE | \$825
85019-NA

Grade 1/COM	Grade 2	Grade 3	Grade 4/COL	Grade 5	Grade 6	Grade 7	Grade 8	Leather 1	Leather 2	Leather 3
\$825	\$841	\$853	\$870	\$893	\$932	\$980	\$1,031	\$1,065	\$1,099	\$1,202

FEATURES

- 8" cylinder
- Composite base
- For arm features and travel specifications see page 16

DIMENSIONS

- Overall: 42"- 50"H | 28"W | 28"D
- Seat: 20"- 28"H | 20"W | 18"D
- Back: 22"H | 17"W
- COM Seat: 0.75 yds.

SERIES	85	You Too	72HR	\$
BACK STYLE	0	Midback		-
CONTROL	19	Basic Stool		-
ARM	NA	No Arm		-
	T2	Task 2 Arm		\$105
	4D	4 Dimensional Arm		\$125
BACK OPEN MESH	10B	Ebony		-
	20B	Cobalt		-
	50B	Silica		-
	60B	Sandstone		-
	70B	Dark Grey		-
	80B	Herbal Green		-
	IR	Iron		\$25
	PT	Platinum		\$25
	10HCB	Black Honey Comb		-
BACK CLOSED MESH	7CB	Black/White		\$39
	AWK	Adjustable Width Brackets (Knob)		\$29
	H	Hard Surface Casters		\$28
	G	Glides		\$28
	SS	Seat Slider		\$79
	FS	Full Upholstered Seat (21"W 20"D)		-
	KD	Knocked Down		\$0
FREIGHT OPTIONS	BW	Blanket Wrapped		\$40
	FA	Fully Assembled		\$60

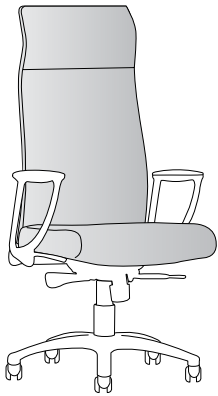
NOTES

- Ships knocked down.
- For BW and FA Freight Options, minimum quantities apply, please check with Sales Support for details.
- Dimensions are dependant on options selected. Product can be configured to comply with BIFMA G1-2002 Guidelines.

TO ORDER SIMPLY FILL IN THE BLANKS

85	-	0	-	19	-		-		-		-		-		-			
SERIES		BACK STYLE		CONTROL		ARM		FRAME FINISH		BACK MESH		SEAT MESH Leave blank if upholstered		OPTIONS For additional options separate with (-) hyphen.		FREIGHT OPTION		FABRIC CODE Please refer to allseating.com for fabric codes.

INFO
AVR
CHIROFORM
DOVE
ENTAIL
FLUID
FOSTER
HALSA
INERTIA
JIF
LEVO
M.O.
MULTI
PRESTO
RAINBOW
RAY
REQUISITE
THERAPOD
TUCK
TWIST
VIVA
YOU
ZIP



ZIP[®] INSTOCK

DESIGN | ALLSEATING
NOT ON GSA CONTRACT

BASE PRICE | \$820
94040

Black Leather
\$820

FEATURES

- 4" cylinder
- Aluminum base
- Aluminum conference arms
- Task arm adjustable 3" Height
- Carpet casters

DIMENSIONS

- Overall Highback: 44"- 48"H | 28"W | 28"D
- Seat: 18"- 22"H | 19"W | 17"D
- Back: 27.5"H | 18.5"W
- Overall Midback: 38"- 42"H | 28"W | 28"D
- Seat: 18"- 22"H | 19"W | 17"D
- Back: 21.5"H | 18.5"W

NOTES

- Ships knocked down.
- For BW and FA Freight Options, minimum quantities apply, please check with Sales Support for details.
- This product meets the requirements set forth in ANSI-BIFMA X5.1-2011 and is warranted for users up to 325 lbs.
- Armless not available
- *Task arm available on midback chair only

TO ORDER SIMPLY FILL IN THE BLANKS

94		40		BA	BL	
SERIES	BACK STYLE	CONTROL	ARM	ARM PAD	FABRIC CODE Please refer to allseating.com for fabric codes.	FREIGHT OPTION

SERIES	94	Zip Black Leather Instock Program	72HR	\$
BACK STYLE	0	Midback	•	-
	1	Highback	•	\$68
CONTROL	40	Synchronized Tilt (ST)	•	-
ARM	CA	Conference Arm	•	-
	WA	Task Arm*(Midback only)	•	-
ARM PAD	BA	Black	•	-
FABRIC CODE	BL	Zip Black Leather Instock Program	•	-
FREIGHT OPTIONS	KD	Knocked Down		-
	BW	Blanket Wrapped - Fully Assembled		\$40
	FA	Fully Assembled in Carton		\$60



INFO
AVR
CHIROFORM
DOVE
ENTAIL
FLUID
FOSTER
HALSA
INERTIA
JIF
LEVO
M.O.
MULTI
PRESTO
RAINBOW
RAY
REQUISITE
THERAPOD
TUCK
TWIST
VIVA
YOU
ZIP



ZIP[®] UPHOLSTERED MIDBACK

DESIGN | ALLSEATING
GSA SIN | 711-18

BASE PRICE | \$625
92040-NA

Grade 1/COM	Grade 2	Grade 3	Grade 4/COL	Grade 5	Grade 6	Grade 7	Grade 8	Leather 1	Leather 2	Leather 3
\$625	\$657	\$681	\$715	\$762	\$838	\$934	\$1,036	\$1,104	\$1,173	\$1,378

FEATURES

- 3.5" cylinder
- Nylon base
- Task arm adjustable 3" height (width adjustment optional)
- For arm features and travel specifications, see page 16
- Carpet casters

DIMENSIONS

- Overall: 38"- 41.5"H | 28"W | 28"D
- Seat: 16.5"- 20"H | 19"W | 17"D
- Back: 21.5"H | 18.5"W
- COM: 2.0 yds

NOTES

- Ships knocked down.
- For BW and FA Freight Options, minimum quantities apply, please check with Sales Support for details.
- All other features are dependant on the control specified. Please refer to Control Choice on page 8 for full description of available features.
- This product meets the requirements set forth in ANSI-BIFMA X5.1-2011 and is warranted for users up to 325 lbs.
- Dimensions are dependant on options selected. Product can be configured to comply with BIFMA G1-2002 Guidelines.
- *P | Pressure Braking Casters - Casters allow the chair to roll only when someone is sitting in the chair.
- **RP | Reverse Braking Casters - Casters allow the chair to roll only when someone is not in the chair.
- ***Composite base and matching casters will be substituted if these when LS option is selected. LS option not available when HAB/LC/LH are selected.

SERIES	92	Zip	72HR	\$
BACK STYLE	0	Midback	•	-
CONTROL	40	Synchronized Tilt (ST)	•	-
ARM	NA	No Arm	•	-
	CA	Conference Arm (AW not applicable)	•	\$128
	WA	Task Arm	•	\$60
	T2	Task 2 Arm (Available with AWK or AWL)	•	\$105
	4D	4 Dimensional Arm (Available with AWK or AWL)	•	\$125
	MF	Multi-Functional Arm (width adjustment incl.)	•	\$150
	TW	Twister Arm	•	\$174
ARM PAD	BA	Black		-
	C1	Upholstered Cap (Conference Arm Only) add 0.25 yds.		\$50
OPTIONS	AWK	Adjustable Width Bracket (Knob)	•	\$29
	AWL	Adjustable Width Bracket (Lever)	•	\$39
	HAB	Aluminum Base with 65mm (2.5") Carpet Casters*	•	\$60
	LC	65mm (2.5") Carpet Casters	•	\$30
	LH	65mm (2.5") Hard Surface Casters	•	\$30
	H	Hard Surface Casters (N/A with HAB)	•	\$28
	P	Pressure Braking Casters*	•	\$57
	RP	Reverse Pressure Braking Casters**	•	\$107
	SS	Seat Slider	•	\$79
	ZES	Ergonomic Small Seat (15.5" 19")		-
	LS	Low Seat Height with 5" Travel***		\$50
FREIGHT OPTIONS	CL	CAL TB133		\$141
	KD	Knocked Down		-
	BW	Blanket Wrapped - Fully Assembled		\$40
	FA	Fully Assembled in Carton		\$60

TO ORDER SIMPLY FILL IN THE BLANKS

92	-	0	-	40	-		-		-		-		
SERIES		BACK STYLE		CONTROL		ARM		ARM PAD		OPTIONS <small>For additional options separate with (-) hyphen.</small>		FREIGHT OPTION	
												FABRIC CODE <small>Please refer to allseating.com for fabric codes.</small>	

INFO
AVR
CHIROFORM
DOVE
ENTAIL
FLUID
FOSTER
HALSA
INERTIA
JIF
LEVO
M.O.
MULTI
PRESTO
RAINBOW
RAY
REQUISITE
THERAPOD
TUCK
TWIST
VIVA
YOU
ZIP



ZIP[®] UPHOLSTERED HIGHBACK

DESIGN | ALLSEATING
GSA SIN | 711-18

BASE PRICE | \$682
92140-NA

Grade 1/COM	Grade 2	Grade 3	Grade 4/COL	Grade 5	Grade 6	Grade 7	Grade 8	Leather 1	Leather 2	Leather 3
\$682	\$735	\$775	\$832	\$910	\$1,037	\$1,197	\$1,367	\$1,481	\$1,595	\$1,937

FEATURES

- 3.5" cylinder
- Nylon base
- Task arm adjustable 3" height (width adjustment optional)
- For arm features and travel specifications, see page 16
- Carpet casters

DIMENSIONS

- Overall: 44"- 47.5"H | 28"W | 28"D
- Seat: 16.5"- 20"H | 19"W | 17"D
- Back: 27.5"H | 18.5"W
- COM: 2.75 yds

NOTES

- Ships knocked down.
- For BW and FA Freight Options, minimum quantities apply, please check with Sales Support for details.
- All other features are dependant on the control specified. Please refer to Control Choice on page 8 for full description of available features.
- This product meets the requirements set forth in ANSI-BIFMA X5.1-2011 and is warranted for users up to 325 lbs.
- Dimensions are dependant on options selected. Product can be configured to comply with BIFMA G1-2002 Guidelines.
- *P | Pressure Braking Casters - Casters allow the chair to roll only when someone is sitting in the chair.
- **RP | Reverse Braking Casters - Casters allow the chair to roll only when someone is not in the chair.
- ***Composite base and matching casters will be substituted if these when LS option is selected. LS option not available when HAB/LC/LH are selected.

SERIES	92	Zip	72HR	\$
BACK STYLE	1	Highback	•	-
CONTROL	40	Synchronized Tilt (ST)	•	-
ARM	NA	No Arm	•	-
	CA	Conference Arm (AW not applicable)	•	\$128
	WA	Task Arm	•	\$60
	T2	Task 2 Arm (Available with AWK or AWL)	•	\$105
	4D	4 Dimensional Arm (Available with AWK or AWL)	•	\$125
	MF	Multi-Functional Arm (width adjustment incl.)	•	\$150
	TW	Twister Arm	•	\$174
ARM PAD	BA	Black		-
	C1	Upholstered Cap (Conference Arm Only) add 0.25 yds.		\$50
OPTIONS	AWK	Adjustable Width Bracket (Knob)	•	\$29
	AWL	Adjustable Width Bracket (Lever)	•	\$39
	HAB	Aluminum Base with 65mm (2.5") Carpet Casters*	•	\$60
	LC	65mm (2.5") Carpet Casters	•	\$30
	LH	65mm (2.5") Hard Surface Casters	•	\$30
	H	Hard Surface Casters (N/A with HAB)	•	\$28
	P	Pressure Braking Casters*	•	\$57
	RP	Reverse Pressure Braking Casters**	•	\$107
	SS	Seat Slider	•	\$79
	LS	Low Seat Height with 5" Travel***		\$50
FREIGHT OPTIONS	CL	CAL TB133		\$141
	KD	Knocked Down		-
	BW	Blanket Wrapped - Fully Assembled		\$40
	FA	Fully Assembled in Carton		\$60

TO ORDER SIMPLY FILL IN THE BLANKS

92 -
 1 -
 40 -
 -
 -
 -
 -

SERIES **BACK STYLE** **CONTROL** **ARM** **ARM PAD** **OPTIONS** **FREIGHT OPTION** **FABRIC CODE**
For additional options separate with (-) hyphen. Please refer to allseating.com for fabric codes.

INFO
AVR
CHIROFORM
DOVE
ENTAIL
FLUID
FOSTER
HALSA
INERTIA
JIF
LEVO
M.O.
MULTI
PRESTO
RAINBOW
RAY
REQUISITE
THERAPOD
TUCK
TWIST
VIVA
YOU
ZIP



ZIP[®] UPHOLSTERED STOOL

DESIGN | ALLSEATING
GSA SIN | 711-18

BASE PRICE | \$681
92019-NA

Grade 1/COM	Grade 2	Grade 3	Grade 4/COL	Grade 5	Grade 6	Grade 7	Grade 8	Leather 1	Leather 2	Leather 3
\$681	\$713	\$737	\$771	\$818	\$894	\$990	\$1,092	\$1,160	\$1,229	\$1,434

FEATURES

- 8" cylinder
- Composite base
- Upholstered seat and back
- Task arm adjustable 3" height (width adjustment optional)
- For arm features and travel specifications, see page 16
- Carpet casters

DIMENSIONS

- Overall: 42.5"- 50.5"H | 28"W | 28"D
- Seat: 21"- 29"H | 19"W | 17"D
- Back: 21.5"H | 18.5"W
- COM: 2.0 yds

SERIES	92	ZIP	72HR	\$
BACK STYLE	0	Midback	•	-
CONTROL	19	Basic Stool (B2)	•	-
ARM	NA	No Arm	•	-
	WA	Task Arm	•	\$60
	T2	Task 2 Arm (Available with AWK or AWL)		\$105
	4D	4 Dimensional Arm (Available with AWK or AWL)		\$125
OPTIONS	AWK	Adjustable Width Bracket (Knob)	•	\$29
	AWL	Adjustable Width Bracket (Lever)	•	\$39
	H	Hard Surface Casters (N/A with HAB)	•	\$28
	G	Glides	•	\$28
	P	Pressure Braking Casters*	•	\$57
	RP	Reverse Pressure Braking Casters**	•	\$107
	10	10" Stool Package	•	\$34
	ZES	Ergonomic Small Seat (15.5" x 19")		-
FREIGHT OPTIONS	CL	CAL TB133		\$141
	KD	Knocked Down		-
	BW	Blanket Wrapped - Fully Assembled		\$40
	FA	Fully Assembled in Carton		\$60

NOTES

- Ships knocked down.
- For BW and FA Freight Options, minimum quantities apply, please check with Sales Support for details.
- 10" Stool Package: Seat: 23"- 33"H
- All other features are dependant on the control specified. Please refer to Control Choice on page 8 for full description of available features.
- This product meets the requirements set forth in ANSI-BIFMA X5.1-2011 and is warranted for users up to 325 lbs.
- Dimensions are dependant on options selected. Product can be configured to comply with BIFMA G1-2002 Guidelines.
- *P | Pressure Braking Casters - Casters allow the chair to roll only when someone is sitting in the chair.
- **RP | Reverse Braking Casters - Casters allow the chair to roll only when someone is not in the chair.

TO ORDER SIMPLY FILL IN THE BLANKS

92	-	0	-	19	-		-		-		-	
SERIES		BACK STYLE		CONTROL		ARM		OPTIONS		FREIGHT OPTION		FABRIC CODE
								For additional options separate with (-) hyphen.				Please refer to allseating.com for fabric codes.

INFO
AVR
CHIROFORM
DOVE
ENTAIL
FLUID
FOSTER
HALSA
INERTIA
JIF
LEVO
M.O.
MULTI
PRESTO
RAINBOW
RAY
REQUISITE
THERAPOD
TUCK
TWIST
VIVA
YOU
ZIP



ZIP[®] MESH

DESIGN | ALLSEATING
GSA SIN | 711-18

BASE PRICE | \$625

95040-NA

Grade 1/COM	Grade 2	Grade 3	Grade 4/COL	Grade 5	Grade 6	Grade 7	Grade 8	Leather 1	Leather 2	Leather 3
\$625	\$646	\$662	\$685	\$716	\$767	\$831	\$899	\$945	\$990	\$1,127

FEATURES

- 3.5" cylinder
- Nylon base
- Task arm adjustable 3" height (width adjustment optional)
- For arm features and travel specifications, see page 16
- Carpet casters

DIMENSIONS

- Overall: 38"- 41.5"H | 28"W | 28"D
- Seat: 16.5"- 20"H | 19"W | 17"D
- Back: 21.5"H | 18.5"W
- COM: 1.0 yd

NOTES

- Ships knocked down.
- For BW and FA Freight Options, minimum quantities apply, please check with Sales Support for details.
- All other features are dependant on the control specified. Please refer to Control Choice on page 8 for full description of available features.
- This product meets the requirements set forth in ANSI-BIFMA X5.1-2011 and is warranted for users up to 325 lbs.
- Dimensions are dependant on options selected. Product can be configured to comply with BIFMA G1-2002 Guidelines.
- *P | Pressure Braking Casters - Casters allow the chair to roll only when someone is sitting in the chair.
- **RP | Reverse Braking Casters - Casters allow the chair to roll only when someone is not in the chair.
- ***Composite base and matching casters will be substituted if these when LS option is selected. LS option not available when HAB/LC/LH are selected.

SERIES	95	Zip	72HR	\$
BACK STYLE	0	Midback	•	-
CONTROL	40	Synchronized Tilt (ST)	•	-
ARM	NA	No Arm	•	-
	CA	Conference Arm (AW not applicable)	•	\$128
	WA	Task Arm	•	\$60
	T2	Task 2 Arm (Available with AWK or AWL)	•	\$105
	4D	4 Dimensional Arm (Available with AWK or AWL)	•	\$125
	MF	Multi-Functional Arm (width adjustment incl.)	•	\$150
	TW	Twister Arm	•	\$174
BACK MESH	BA	Black		-
	HM	Horizontal Mesh		-
	SM	Sheer Latitude Mesh		-
OPTIONS	AWK	Adjustable Width Bracket (Knob)	•	\$29
	AWL	Adjustable Width Bracket (Lever)	•	\$39
	HAB	Aluminum Base with 65mm (2.5") Carpet Casters*	•	\$60
	LC	65mm (2.5") Carpet Casters	•	\$30
	LH	65mm (2.5") Hard Surface Casters	•	\$30
	H	Hard Surface Casters (N/A with HAB)	•	\$28
	P	Pressure Braking Casters*	•	\$57
	RP	Reverse Pressure Braking Casters**	•	\$107
	SS	Seat Slider	•	\$79
	ZES	Ergonomic Small Seat (15.5" x 19")		-
LS	Low Seat Height with 5" Travel***		\$50	
CL	CAL TB133		\$90	
FREIGHT OPTIONS	KD	Knocked Down		-
	BW	Blanket Wrapped - Fully Assembled		\$40
	FA	Fully Assembled in Carton		\$60

TO ORDER SIMPLY FILL IN THE BLANKS

95	-	0	-	40	-		-		-		-		-	
SERIES		BACK STYLE		CONTROL		ARM		BACK MESH		OPTIONS		FREIGHT OPTION		FABRIC CODE
										For additional options separate with (-) hyphen.				Please refer to allseating.com for fabric codes.

INFO
AVR
CHIROFORM
DOVE
ENTAIL
FLUID
FOSTER
HALSA
INERTIA
JIF
LEVO
M.O.
MULTI
PRESTO
RAINBOW
RAY
REQUISITE
THERAPOD
TUCK
TWIST
VIVA
YOU
ZIP



ZIP[®] MESH STOOL

DESIGN | ALLSEATING
GSA SIN | 711-18

BASE PRICE | \$681
95019-NA

Grade 1/COM	Grade 2	Grade 3	Grade 4/COL	Grade 5	Grade 6	Grade 7	Grade 8	Leather 1	Leather 2	Leather 3
\$681	\$702	\$718	\$741	\$772	\$823	\$887	\$955	\$1,001	\$1,046	\$1,183

FEATURES

- 8" cylinder
- Composite base
- Task arm adjustable 3" height (width adjustment optional)
- For arm features and travel specifications, see page 16
- Carpet casters

DIMENSIONS

- Overall: 42.5"- 50.5"H | 28"W | 28"D
- Seat: 16.5"- 20"H | 19"W | 17"D
- Back: 21.5"H | 18.5"W
- COM: 1.0 yd

NOTES

- Ships knocked down.
- For BW and FA Freight Options, minimum quantities apply, please check with Sales Support for details.
- 10" Stool Package: Seat: 23"- 33"H
- All other features are dependant on the control specified. Please refer to Control Choice on page 8 for full description of available features.
- This product meets the requirements set forth in ANSI-BIFMA X5.1-2011 and is warranted for users up to 325 lbs.
- Dimensions are dependant on options selected. Product can be configured to comply with BIFMA G1-2002 Guidelines.
- *P | Pressure Braking Casters - Casters allow the chair to roll only when someone is sitting in the chair.
- **RP | Reverse Braking Casters - Casters allow the chair to roll only when someone is not in the chair.

SERIES	95	Zip	72HR	\$
BACK STYLE	0	Midback	•	-
CONTROL	19	Synchronized Tilt (ST)	•	-
ARM	NA	No Arm	•	-
	WA	Task Arm	•	\$60
	T2	Task 2 Arm (Available with AWK or AWL)		\$105
BACK MESH	4D	4 Dimensional Arm (Available with AWK or AWL)		\$125
	BA	Black		-
	HM	Horizontal Mesh		-
OPTIONS	SM	Sheer Latitude Mesh		-
	AWK	Adjustable Width Bracket (Knob)	•	\$29
	AWL	Adjustable Width Bracket (Lever)	•	\$39
	H	Hard Surface Casters (N/A with HAB)	•	\$28
	G	Glides	•	\$28
	P	Pressure Braking Casters*	•	\$57
	RP	Reverse Pressure Braking Casters**	•	\$107
	10	10" Stool Package		\$34
	ZES	Ergonomic Small Seat (15.5" x 19")		-
	CL	CAL TB133		\$90
FREIGHT OPTIONS	KD	Knocked Down		-
	BW	Blanket Wrapped - Fully Assembled		\$40
	FA	Fully Assembled in Carton		\$60

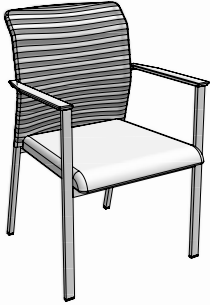
TO ORDER SIMPLY FILL IN THE BLANKS

95	-	0	-	19	-		-		-		-	
SERIES		BACK STYLE		CONTROL		ARM		BACK MESH		OPTIONS For additional options separate with (-) hyphen.		FREIGHT OPTION
										FABRIC CODE Please refer to allseating.com for fabric codes.		

INFO
AVR
CHIROFORM
DOVE
ENTAIL
FLUID
FOSTER
HALSA
INERTIA
JIF
LEVO
M.O.
MULTI
PRESTO
RAINBOW
RAY
REQUISITE
THERAPOD
TUCK
TWIST
VIVA
YOU
ZIP

ZIP[®] MESH SIDE

DESIGN | ALLSEATING
GSA SIN | 711-19



FEATURES

- Black mesh back
- Upholstered seat
- Black non-marring glides
- Wall-saving designed frame

DIMENSIONS

- Overall No Arm: 34"H | 22.5"W | 24"D
- Seat: 17.5"H | 18.75"W | 17.25"D
- Back: 16.5"H | 19"W
- COM: 1.0 yd.
- Overall With Arm: 34.5"H | 23"W | 24"D

NOTES

- Stacks 2 on the floor.
- This product meets the requirements set forth in ANSI-BIFMA X5.1-2011 and is warranted for users up to 325 lbs.
- Dimensions are dependant on options selected. Product can be configured to comply with BIFMA G1-2002 Guidelines.

BASE PRICE | \$442

95054-NA

Grade 1/COM	Grade 2	Grade 3	Grade 4/COL	Grade 5	Grade 6	Grade 7	Grade 8	Leather 1	Leather 2	Leather 3
\$442	\$458	\$470	\$487	\$510	\$549	\$597	\$648	\$682	\$716	\$819

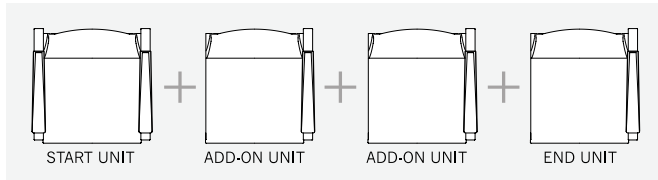
SERIES	95	Zip	72HR	\$
BACK STYLE	0	Midback	•	-
LEG	54	4 Leg	•	-
ARM	NA	No Arm	•	-
	WA	With Arm	•	\$42
ARM / FRAME FINISH	BK	Black	•	-
	SIL	Silver	•	-
	CM	Chrome		\$80
BACK MESH	HM	Horizontal Mesh		-
	SM	Sheer Latitude Mesh		-
FREIGHT OPTIONS	FA	Fully Assembled in Carton		-

TO ORDER SIMPLY FILL IN THE BLANKS

95	-	0	-	54	-		-		-		-	FA	-	
SERIES		BACK STYLE		LEG		ARM		FRAME FINISH		BACK MESH		FREIGHT OPTION		FABRIC CODE Please refer to allseating.com for fabric codes.

INFO
AVR
CHIROFORM
DOVE
ENTAIL
FLUID
FOSTER
HALSA
INERTIA
JIF
LEVO
M.O.
MULTI
PRESTO
RAINBOW
RAY
REQUISITE
THERAPOD
TUCK
TWIST
VIVA
YOU
ZIP

HOW TO LINK FOSTER™ CHAIRS AND TABLES

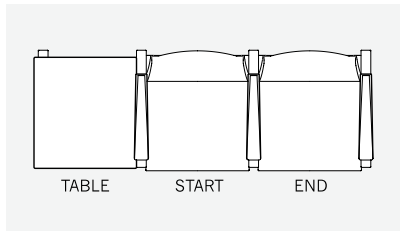


When configuring a table, the adjacent chairs must be a Start Unit, End Unit, or Stand Alone unit. Do not configure Add-ons beside any table (Linking Leg feature will be exposed). Specify Left to Right.

IMPORTANT NOTE: TO ENSURE PROPER CONFIGURATION PLEASE PROVIDE A LAY-OUT DRAWING WITH YOUR PURCHASE ORDER.

SAMPLE CONFIGURATION 1

Standard Tandem Guest; Poly Armcaps



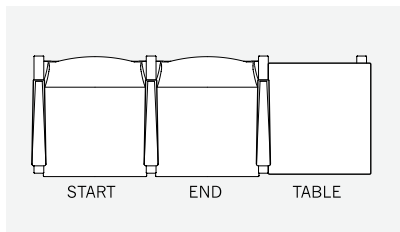
F4X04	Foster End Table Right	\$695
F0017-OA	Foster Guest Tandem Start Unit	\$1,060
F0019-OA	Foster Guest Tandem End Unit	\$912

Total: **\$2,667**

(Please Note: List price shown are for Std Gr.1/COM; Uph. Back with Std. Finish).

SAMPLE CONFIGURATION 2

Standard Tandem Guest; Poly Armcaps



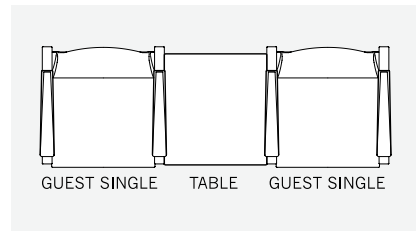
F0017-OA	Foster Guest Tandem Start Unit	\$1,060
F0019-OA	Foster Guest Tandem End Unit	\$912
F4X03	Foster End Table Left	\$630

Total: **\$2,602**

(Please Note: List price shown are for Std Gr.1/COM; Uph. Back with Std. Finish).

SAMPLE CONFIGURATION 3

Standard Tandem Guest; Poly Armcaps



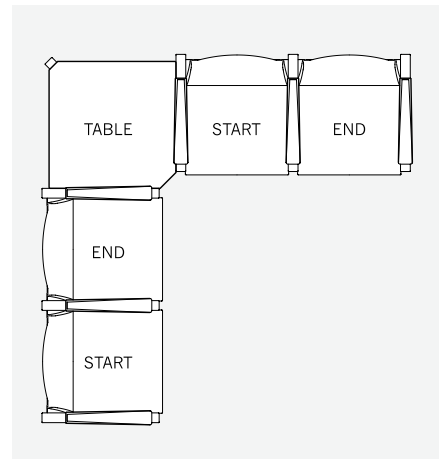
F0010-OA	Foster Guest Single	\$1,060
F4X05	Foster In-Table Right	\$620
F0010-OA	Foster Guest Single	\$1,060

Total: **\$2,740**

(Please Note: List price shown are for Std Gr.1/COM; Uph. Back with Std. Finish).

SAMPLE CONFIGURATION 4

Standard Tandem Guest; Poly Armcaps

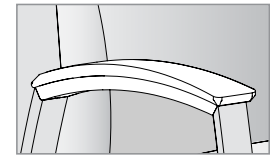


F0017-OA	Foster Guest Tandem Start Unit	\$1,060
F0019-OA	Foster Guest Tandem End Unit	\$912
F4X06	Foster Corner Table	\$890
F0017-OA	Foster Guest Tandem Start Unit	\$1,060
F0019-OA	Foster Guest Tandem End Unit	\$912

Total: **\$4,834**

(Please Note: List price shown are for Std Gr.1/COM; Uph. Back with Std. Finish).

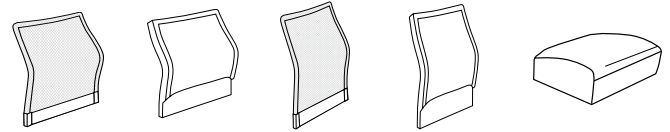
FOSTER™ REPLACEMENT PARTS ARM CAPS



PATIENT AND GUEST			
Description	Applications	Model Code	\$ List Price
Foster Replacement Arm - Hard Rock Maple	Single; Rocker; Sled; Easy Access; Tandem -Double; Tandem -Triple; Start Unit; Add-On; End Unit	FG-ARM-HRM	\$129 ea.
Foster Replacement Arm - Candlelight	Single; Rocker; Sled; Easy Access; Tandem -Double; Tandem -Triple; Start Unit; Add-On; End Unit	FG-ARM-CAN	\$129 ea.
Foster Replacement Arm - Rustic Cherry	Single; Rocker; Sled; Easy Access; Tandem -Double; Tandem -Triple; Start Unit; Add-On; End Unit	FG-ARM-RC	\$129 ea.
Foster Replacement Arm - Summer Flame	Single; Rocker; Sled; Easy Access; Tandem -Double; Tandem -Triple; Start Unit; Add-On; End Unit	FG-ARM-SF	\$129 ea.
Foster Replacement Arm - Cherry Blossom	Single; Rocker; Sled; Easy Access; Tandem -Double; Tandem -Triple; Start Unit; Add-On; End Unit	FG-ARM-CB	\$129 ea.
Foster Replacement Arm - Chocolate Pear	Single; Rocker; Sled; Easy Access; Tandem -Double; Tandem -Triple; Start Unit; Add-On; End Unit	FG-ARM-CP	\$129 ea.
Foster Replacement Arm - Black Polyurethane	Single; Rocker; Sled; Easy Access; Tandem -Double; Tandem -Triple; Start Unit; Add-On; End Unit	FG-ARM-BK	\$79 ea.
Foster Replacement Arm - Grey Polyurethane	Single; Rocker; Sled; Easy Access; Tandem -Double; Tandem -Triple; Start Unit; Add-On; End Unit	FG-ARM-GR	\$79 ea.
Foster Replacement Arm - Taupe Polyurethane	Single; Rocker; Sled; Easy Access; Tandem -Double; Tandem -Triple; Start Unit; Add-On; End Unit	FG-ARM-TP	\$79 ea.
LOUNGE			
Description	Applications	Model Code	\$ List Price
Foster Lounge Replacement Arm - Hard Rock Maple	Single; Double; Triple	FL-ARM-HRM	\$129 ea.
Foster Lounge Replacement Arm - Candlelight	Single; Double; Triple	FL-ARM-CAN	\$129 ea.
Foster Lounge Replacement Arm - Rustic Cherry	Single; Double; Triple	FL-ARM-RC	\$129 ea.
Foster Lounge Replacement Arm - Summer Flame	Single; Double; Triple	FL-ARM-SF	\$129 ea.
Foster Lounge Replacement Arm - Cherry Blossom	Single; Double; Triple	FL-ARM-CB	\$129 ea.
Foster Lounge Replacement Arm - Chocolate Pear	Single; Double; Triple	FL-ARM-CP	\$129 ea.
Foster Lounge Replacement Arm - Black Polyurethane	Single; Double; Triple	FL-ARM-BK	\$89 ea.
Foster Lounge Replacement Arm - Grey Polyurethane	Single; Double; Triple	FL-ARM-GR	\$89 ea.
Foster Lounge Replacement Arm - Taupe Polyurethane	Single; Double; Triple	FL-ARM-TP	\$89 ea.

INFO
AVR
CHIROFORM
DOVE
FLUID
ENTAIL
FOSTER
HALSA
INERTIA
JIF
LEVO
M.O.
MULTI
PRESTO
RAINBOW
RAY
REQUISITE
THERAPOD
TUCK
TWIST
VIVA
YOU
ZIP

FOSTER™ REPLACEMENT PARTS COVERS



Description	Applications	Model Code	Grade 1/COM	Grade 2	Grade 3	Grade 4/COL	Grade 5	Grade 6	Grade 7	Grade 8	Leather 1	Leather 2	Leather 3
MIDBACK COVERS - MESH													
Mesh Midback (Mesh Style) Cover	Single; Easy Access; Tandem -Double; Tandem -Triple; Start Unit; Add-On; End Unit	BC-F00 (Mesh Style)			112								
Mesh Midback Wide (Mesh Style) Cover	Single; Start Unit; Add-On; End Unit	BC-F02 (Mesh Style)			118								
Mesh Midback Plus (Mesh Style) Cover	Single; Start Unit; Add-On; End Unit	BC-F04 (Mesh Style)			124								
MIDBACK COVERS - UPHOLSTERED													
Upholstered Midback (Fabric Code) Cover	Single; Easy Access; Tandem -Double; Tandem -Triple; Start Unit; Add-On; End Unit	BC-F10 (Fabric Code)	56	88	112	146	185	224	263	302	341	380	419
Upholstered Midback Wide (Fabric Code) Cover	Single; Start Unit; Add-On; End Unit	BC-F12 (Fabric Code)	62	94	118	152	191	230	269	308	347	386	425
Upholstered Midback Plus (Fabric Code) Cover	Single; Start Unit; Add-On; End Unit	BC-F14 (Fabric Code)	68	100	124	158	197	236	275	314	353	392	431
Lounge Upholstered Midback (Fabric Code) Cover	Single; Settee (Double); Sofa	BC-F20 (Fabric Code)	62	99	127	167	213	258	304	349	395	440	486
HIGHBACK COVERS - MESH													
Mesh Highback (Mesh Style) Cover	Single; Rocker; Sled	BC-F01			151								
Mesh Highback Wide (Mesh Style) Cover	Single	BC-F03 (Mesh Style)			157								
Mesh Highback +Plus (Mesh Style) Cover	Single	BC-F05 (Mesh Style)			163								
HIGHBACK COVERS - UPHOLSTERED													
Upholstered Highback (Fabric Code) Cover	Single; Rocker; Sled	BC-F11 (Fabric Code)	86	123	151	191	237	282	328	373	419	464	510
Upholstered Highback Wide Single Cover (Fabric Code)	Single; Start Unit; Add-On; End Unit	BC-F13 (Fabric Code)	62	94	118	152	191	230	269	308	347	386	425
Upholstered Highback Plus Cover (Fabric Code)	Single	BC-F15 (Fabric Code)	98	130	163	203	249	294	340	385	431	476	522
SEAT COVERS													
Standard Seat Cover (Fabric Code)	Single; Rocker; Sled; Easy Access; Tandem-Double; Tandem-Triple; Start Unit; Add-On; End Unit	SC-STD (Fabric Code)	67	88	104	127	153	179	205	231	257	283	309
Wide Seat Cover (Fabric Code)	Single; Tandem-Double; Tandem-Triple; Start Unit; Add-On; End Unit	SC-WID (Fabric Code)	73	94	110	133	159	185	211	237	263	289	315
Plus Seat Cover (Fabric Code)	Single; Tandem-Double; Tandem-Triple; Start Unit; Add-On; End Unit	SC-BAR (Fabric Code)	79	100	116	139	165	191	217	243	269	295	321
Lounge Seat Cover (Fabric Code)	Single; Settee (Double); Sofa	SC-LOU (Fabric Code)	73	105	129	163	202	241	280	319	358	397	436

INFO
AVR
CHAIRFORM
DOVE
FLUID
ENTAIL
FOSTER
HALSA
INERTIA
JIF
LEVO
M.O.
MULTI
PRESTO
RAINBOW
RAY
REQUISITE
THERAPOD
TUCK
TWIST
VIVA
YOU
ZIP

CONDITIONS OF SALE

PRICING

Allseating reserves the right to change published prices without notice. Prices in effect at the time of the order acceptance shall apply. All applicable taxes are extra. All prices in this catalog are list.

ORDER ACCEPTANCE

Orders will be accepted through all authorized Allseating Dealers upon issuance of a written purchase order on letterhead or purchase order of the customer being invoiced. Faxed orders or orders by email (orders@allseating.com) are acceptable, no verbal orders will be accepted. All purchase orders must contain a valid signature.

ORDER CANCELLATION

Orders which have been acknowledged are considered firm. In the event a cancellation request is accepted by Allseating, restocking charges may be incurred up to 100% of the order depending on the stage of production.

CREDIT TERMS

Terms are net 30 days O.A.C. Terms are subject to change and review based upon performance. Customers are required to provide a completed signed Dealer Application for the purpose of updating or setting up an account. All payments should be made to Allseating.

PACKAGING AND SHIPPING

As a standard, all products are shipped in knocked down condition, in a box.

ASSEMBLED CHAIRS

On special request and at an upcharge, chairs may be shipped assembled (except base and cylinder). For assembled and fully assembled blanket wrapped products, contact customer service for details. Please note that minimum quantity guidelines will apply.

FREIGHT POLICY

Allseating reserves the right to use its own or commercial carriers for the “best way” to ship, at its sole discretion. Normal delivery is dock to dock.

Special requests such as inside delivery, specific delivery dates and times, residential delivery, etc. are subject to additional charges. All additional charges will be the responsibility of the consignee.

Allseating reserves the right to charge for freight services over and above standard “best way” delivery. Delivered pricing is based on shipment to the 48 U.S. contiguous states and Canada excluding N.W.T., YK, and NU. For shipments to other destinations, we reserve the right to add a surcharge.

QUALIFICATIONS FOR DELIVERED PRICING

Please call your Allseating Sales Representative for your qualifications for delivered pricing.

LOSS / DAMAGE LIABILITY

Every effort is undertaken to effect secure packaging; however, our liability ends when the carrier issues a clear receipt acknowledging that the shipment has been received in good condition. The carrier is then liable for loss or delay or damage. Signing for a shipment without noting damage or deficiencies absolves Allseating of further responsibility and a freight claim will have to be made by the customer.

NOTE: A packing slip signed by the carrier for pick-up at Allseating Warehouse constitutes “Clear Receipt” and absolves Allseating of further responsibility for damage or loss or delay.

Any claim submitted for freight damage must be done within 7 days of receiving the products. Any claims after that time may not be covered under our warranty. If the packaging arrives visibly damaged, then waybill should be signed as “subject to inspection” or “damage noticed”.

SPECIFICATIONS

Allseating reserves the right to institute changes to materials, specifications and designs, or to discontinue models at any time. Images and line drawings featured in the catalog may not reflect the current product offering. Components are subject to change at Allseating’s discretion.

RETURNS / RESTOCK

Returns are coordinated and authorized by the Return Authorization Coordinator (RAC). Merchandise may not be returned without prior consent and a Return Authorization (RA) Number. All returns must be securely packaged and boxes clearly marked with an assigned RA number on the outside. Carrier for return goods must be specified by Allseating. Goods returned without a RA Number or by an unauthorized carrier will not be accepted.

Unauthorized returned goods will be subject to a restock charge and/or a charge for any required reconditioning. Returns must be shipped prepaid, unless other arrangements have been made. Custom fabricated merchandise may not be returned. Credit on orders returned with an RA number will be issued once inspection has deemed product in good condition.

INFO
 AFR
 CHIROFORM
 DOVE
 ENTAIL
 FLUID
 FOSTER
 HALSA
 INERTIA
 JIF
 LEVO
 M.O.
 MULTI
 PRESTO
 RAINBOW
 RAY
 REQUISITE
 THERAPOD
 TUCK
 TWIST
 VIVA
 YOU
 ZIP

CONDITIONS OF SALE

APPLICABLE PROVISIONS TO ALL PRODUCTS AND SERVICES

Allseating products, including those designated for Multi-Shift, are warranted to be free from defects in materials and workmanship for a period of 10 years from original date of purchase. This warranty applies to all chair models and extends to original purchasers who acquire new product directly from Allseating or our authorized dealers.

During the warranty period, Allseating, at its sole discretion, will repair or replace (at its option) any product, part or component covered by this warranty that fails under normal use due to defective materials or workmanship. Allseating will repair or replace the defective product, part or component with comparable product, part or component. To be eligible for this warranty coverage, all products, parts or components must be installed, used and maintained in accordance with Allseating's published instructions and must not have been subject to misuse or abuse.

EXCEPTIONS

Allseating does not warrant the following:

- Normal wear and tear
- Natural variations, scars, marks, wrinkles occurring in leather
- Colourfastness of textiles
- Colour matching of textiles exactly to samples or swatches or past purchases
- COM/COL fabrics
- Products exposed to extreme environmental conditions or improper storage conditions
- Chairs used by individuals who weigh in excess of 325 lbs.

Allseating's products meet the requirements of national and specific local codes as stated in the price book and other written publications. Please visit the company's website at allseating.com for further details regarding product specifications.

This document inclusively describes Allseating's warranty and remedies available with respect to the company's products and services. Allseating disclaims any other warranty whether express or implied, statutory or otherwise, in relation to the company's products and services.

To the extent allowed by law, any implied warranties, including any warranty of merchantability or fitness for a particular purpose, are disclaimed and to the extent they are legally required, are limited in duration to the duration of this written warranty.

Allseating shall not be liable for loss of time, inconvenience, commercial loss, or incidental or consequential damages.

WARRANTY RESOLUTION

We understand that dealing with warranties is often frustrating. So we developed a dedicated Warranty Response Team to

eliminate headaches. They're specially trained to expedite warranty-related issues, so you can get back to business quickly and painlessly.

Contact our Warranty Response Team at warranty@allseating.com or toll free at 1(800) 563-3502.

DIMENSIONS

The price catalog and product literature, show dimensions rounded to the nearest half inch. All dimensions are approximate and may be subject to change without notice. Dimensions are dependent on options selected. Product can be configured to comply with BIFMA G1-2002 Ergonomics Guideline. Where exact measurements are required, contact Customer Service.

STORAGE POLICY

We will store product at our warehouse for 3 days at no charge. Any order requiring storage for a longer period will be charged at a rate of \$1.00 per day per carton. Order postponements must be received 2 weeks prior to the scheduled production time.

FIRE CODE

Allseating's entire line of office seating meets California Technical Bulletin 117 (CAL 117-2013). This is a standard by which upholstered furniture has been tested for approval to meet a minimum fire standard. Allseating's chairs can be upgraded to meet the California Technical Bulletin (CAL TB133). Additional charges of \$565 per chair series (per burn test) and lead times will apply for chairs with special configurations of COM fabrics, not already tested by Allseating.

CAL TB133

CAL TB133 is a standard of furniture flammability required by the California Bureau of Home Furnishings and Thermal Insulation for furniture used in public buildings such as Healthcare facilities, Hospitals, Hotels and Motels, Stadiums, Child Care Facilities, Convalescent Homes, Prisons and Jails.

The CAL TB133 test is a full scale fire test for furniture manufactured for the use in public buildings. The standard does not specify how to construct furniture, but only how it should perform when tested. To pass the fire standard test, a fire blocking liner is placed between the fabric and the foam of our chairs. This liner acts as a fire extinguisher by smothering the flame.

TO ORDER CAL TB133

Clearly specify CAL TB133 on your order. Please check individual series upcharge. There is a standard 4 week lead time for CAL TB133.

ANSI/BIFMA TESTING

Allseating chair have been tested to meet or exceed the requirements of ANSI/BIFMA standards.

